

Monthly Reportable Disease Summary

January 2011



Ottawa County Health Department
12251 James St
Holland, MI 49424

The data in the Monthly Disease Report are provisional, based on current reports in the Michigan Disease Surveillance System (MDSS) made by local health departments. The MDSS is a dynamic, continually active system: counts of disease are constantly changing as cases are investigated, confirmed as cases, or ruled out as not meeting the case definition. The Monthly Disease Report reflects this constant activity as the numbers may slightly fluctuate each month. Therefore, it should be kept in mind that numbers in the Monthly Disease Report are NOT final and should be used only to generally monitor trends over time. Suspected, probable or laboratory confirmed cases of the reportable condition are included in the report.

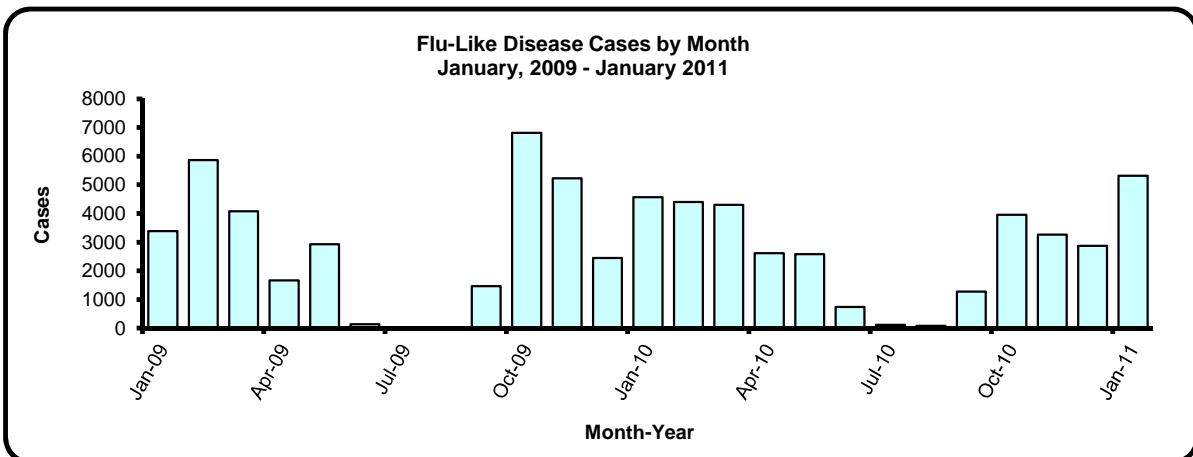
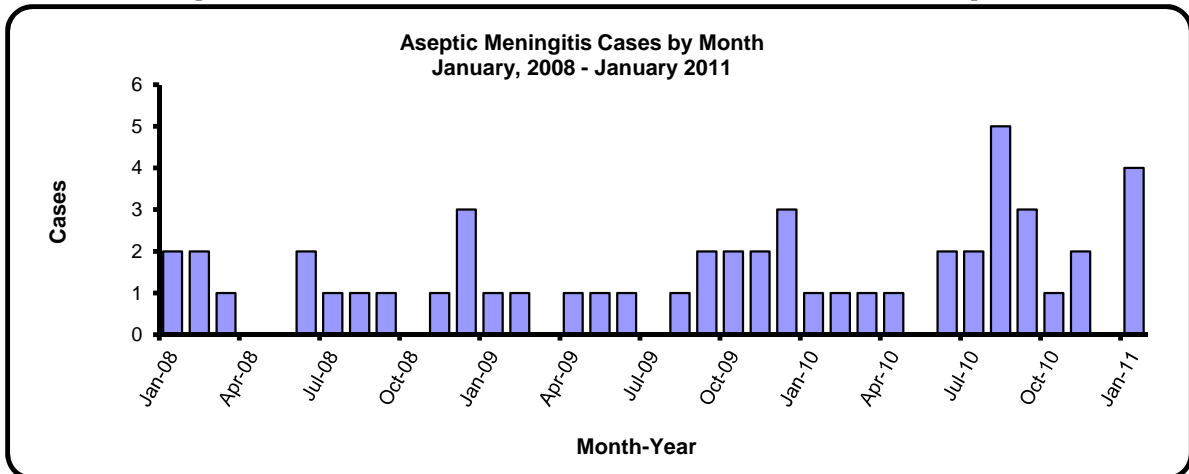
Specific data requests and questions should be directed towards:

Lis McNeil RN BSN PEM
Communicable Disease/TB/STD Clinical Supervisor
lmcneil@miottawa.org
(616)393-5735

Disease Group Reportable Condition	Cases Reported in Last 4 Months**				Total Cases Reported			
	Oct-10	Nov-10	Dec-10	Jan-11	2008	2009	2010	2011
Vectorborne								
Encephalitis, Eastern Equine	-	-	-	-	-	-	-	-
Encephalitis, Powassan	-	-	-	-	-	-	-	-
Encephalitis, St. Louis	-	-	-	-	-	-	-	-
Encephalitis, Western Equine	-	-	-	-	-	-	-	-
Lyme Disease	-	-	-	-	2	6	3	4
Malaria	-	-	-	-	-	-	-	2
Rickettsial Disease - Spotted Fever	-	-	-	-	-	-	-	-
Rickettsial Disease - Typhus	-	-	-	-	-	-	-	-
West Nile Virus	-	-	-	-	-	-	1	-
Yellow Fever	-	-	-	-	-	-	-	-
Vectorborne Subtotal	-	-	-	-	2	6	4	6
Viral Hepatitis								
Hepatitis A	-	-	-	-	2	1	3	1
Hepatitis B, Acute	-	-	-	-	3	-	1	-
Hepatitis B, Chronic	-	2	3	3	25	38	27	16
Hepatitis B, Perinatal	-	-	-	-	-	-	-	-
Hepatitis C, Acute	-	-	-	-	2	-	1	4
Hepatitis C, Chronic	6	2	4	4	80	82	60	64
Hepatitis C, Unknown*	-	-	-	-	2	-	-	-
Hepatitis D	-	-	-	-	-	-	-	-
Hepatitis E	-	-	-	-	-	1	-	-
Hepatitis Non A Non B	-	-	-	-	-	-	-	-
Viral Hepatitis Subtotal	6	4	7	7	114	122	92	85
Total	3,986	3,290	2,904	5,358	28,526	34,661	31,162	33,021

* Indicates disease no longer reported into the MDSS on an individual cases basis.

** Data for cases reported in last four months is based on week case was referred to the health department



Monthly Reportable Disease Summary

February 2011



Ottawa County Health Department
12251 James St
Holland, MI 49424

The data in the Monthly Disease Report are provisional, based on current reports in the Michigan Disease Surveillance System (MDSS) made by local health departments. The MDSS is a dynamic, continually active system: counts of disease are constantly changing as cases are investigated, confirmed as cases, or ruled out as not meeting the case definition. The Monthly Disease Report reflects this constant activity as the numbers may slightly fluctuate each month. Therefore, it should be kept in mind that numbers in the Monthly Disease Report are NOT final and should be used only to generally monitor trends over time. Suspected, probable or laboratory confirmed cases of the reportable condition are included in the report.

Specific data requests and questions should be directed towards:

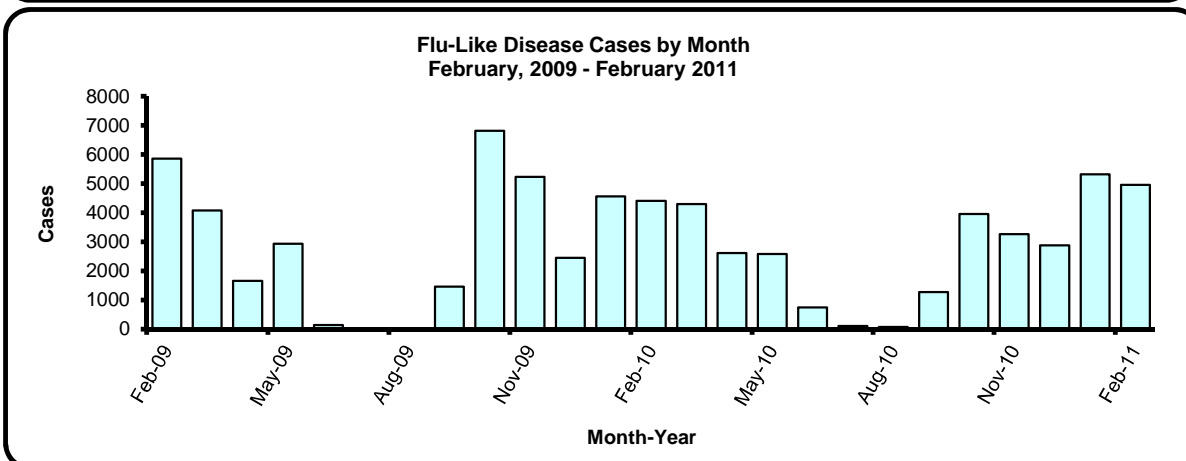
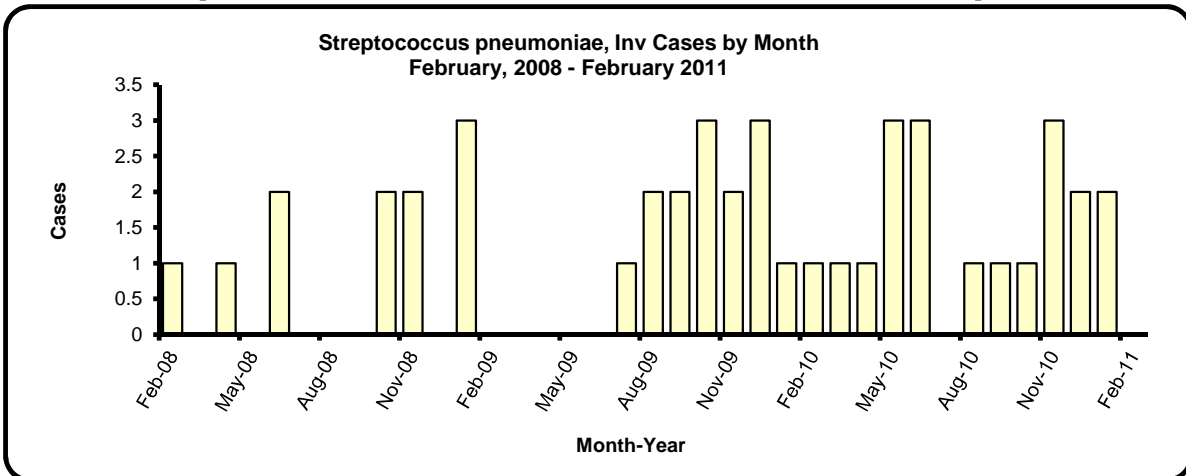
Lis McNeil RN BSN PEM
Communicable Disease/TB/STD Clinical Supervisor
lmcneil@miottawa.org
(616)393-5735

Disease Group Reportable Condition	Cases Reported in Last 4 Months**				Total Cases Reported			
	Nov-10	Dec-10	Jan-11	Feb-11	2008	2009	2010	2011
Foodborne								
Amebiasis	-	-	-	-	1	1	7	-
Botulism - Foodborne	-	-	-	-	-	-	-	-
Campylobacter	7	6	8	7	39	23	56	63
Cryptosporidiosis	-	1	-	-	13	4	11	9
Escherichia coli O157:H7*	-	-	-	-	1	-	-	-
Giardiasis	2	4	-	1	25	31	50	15
Listeriosis	-	-	-	-	1	-	-	1
Norovirus	-	-	6	3	-	-	2	16
Salmonellosis	2	-	-	-	20	26	19	23
Shiga toxin, E. Coli, Non O157*	-	-	-	-	-	-	-	-
Shiga toxin, E. Coli, Unsp*	-	-	-	-	1	4	-	-
Shiga toxin-producing Escherichia coli --(STEC)	-	1	1	1	-	-	3	6
Shigellosis	-	-	-	-	7	5	1	7
Typhoid Fever	-	-	-	-	-	-	-	-
Yersinia enterocolitica	-	-	-	-	1	-	-	-
Foodborne Subtotal	11	12	15	12	109	94	149	140
Influenza								
Flu Like Disease*	3,261	2,876	5,316	4,951	28,122	34,038	30,761	32,604
Influenza	-	-	5	8	17	127	-	23
Influenza, 2009 Novel*	-	-	-	-	-	67	2	-
Influenza, Novel	-	-	-	-	-	60	-	-
Influenza Subtotal	3,261	2,876	5,321	4,959	28,139	34,292	30,763	32,627
Meningitis								
Meningitis - Aseptic	2	-	4	-	14	15	19	18
Meningitis - Bacterial Other	-	-	-	-	3	5	1	2
Meningococcal Disease	-	-	-	-	1	-	1	1
Streptococcus pneumoniae, Inv	3	2	2	-	8	16	18	13
Meningitis Subtotal	5	2	6	-	26	36	39	34
Other								
Anthrax	-	-	-	-	-	-	-	-
Blastomycosis	-	-	-	-	-	-	-	-
Botulism - Infant	-	-	-	-	-	-	-	-
Botulism - Other	-	-	-	-	-	-	-	-
Brucellosis	-	-	-	-	-	-	-	-
Cholera	-	-	-	-	-	-	-	-
Coccidioidomycosis	-	-	-	-	3	1	-	-
Creutzfeldt-Jakob Disease	-	-	-	-	1	-	-	1
Cryptococcosis	-	-	-	-	2	1	-	-
Cyclosporiasis	-	-	-	-	-	-	-	-
Encephalitis, Post Chickenpox	-	-	-	-	-	-	-	-
Encephalitis, Post Mumps	-	-	-	-	-	-	-	-
Encephalitis, Post Other	-	-	-	-	-	-	-	-
Encephalitis, Primary	-	-	-	-	-	1	-	-
Guillain-Barre Syndrome	-	-	-	-	1	2	-	2
Hantavirus	-	-	-	-	-	-	-	-
Hantavirus, Other	-	-	-	-	-	-	-	-
Hantavirus, Pulmonary	-	-	-	-	-	-	-	-
Hemolytic Uremic Syndrome	-	-	-	-	-	-	-	1
Hemorrhagic Fever	-	-	-	-	-	-	-	-
Hepatitis - Unspecified	-	-	-	-	-	-	-	-
Histoplasmosis	2	-	2	1	-	6	7	24
Kawasaki	-	-	-	-	1	1	2	-
Legionellosis	-	1	-	-	1	3	2	2
Leprosy	-	-	-	-	-	-	-	-
Leptospirosis	-	-	-	-	-	-	-	-
Plague	-	-	-	-	-	-	-	-
Psittacosis	-	-	-	-	-	-	-	-
Q Fever*	-	-	-	1	-	-	-	1

Disease Group Reportable Condition	Cases Reported in Last 4 Months**				Total Cases Reported			
	Nov-10	Dec-10	Jan-11	Feb-11	2008	2009	2010	2011
Vectorborne								
Encephalitis, Eastern Equine	-	-	-	-	-	-	-	-
Encephalitis, Powassan	-	-	-	-	-	-	-	-
Encephalitis, St. Louis	-	-	-	-	-	-	-	-
Encephalitis, Western Equine	-	-	-	-	-	-	-	-
Lyme Disease	-	-	-	-	2	6	3	4
Malaria	-	-	-	-	-	-	-	2
Rickettsial Disease - Spotted Fever	-	-	-	-	-	-	-	-
Rickettsial Disease - Typhus	-	-	-	-	-	-	-	-
West Nile Virus	-	-	-	-	-	-	1	-
Yellow Fever	-	-	-	-	-	-	-	-
Vectorborne Subtotal	-	-	-	-	2	6	4	6
Viral Hepatitis								
Hepatitis A	-	-	-	-	2	1	3	1
Hepatitis B, Acute	-	-	-	-	3	-	1	-
Hepatitis B, Chronic	2	3	3	1	25	38	27	16
Hepatitis B, Perinatal	-	-	-	-	-	-	-	-
Hepatitis C, Acute	-	-	-	-	2	-	1	4
Hepatitis C, Chronic	2	4	4	5	80	82	60	64
Hepatitis C, Unknown*	-	-	-	-	2	-	-	-
Hepatitis D	-	-	-	-	-	-	-	-
Hepatitis E	-	-	-	-	-	1	-	-
Hepatitis Non A Non B	-	-	-	-	-	-	-	-
Viral Hepatitis Subtotal	4	7	7	6	114	122	92	85
Total	3,290	2,904	5,358	4,991	28,526	34,661	31,162	33,021

* Indicates disease no longer reported into the MDSS on an individual cases basis.

** Data for cases reported in last four months is based on week case was referred to the health department



Monthly Reportable Disease Summary

March 2011



Ottawa County Health Department
12251 James St
Holland, MI 49424

The data in the Monthly Disease Report are provisional, based on current reports in the Michigan Disease Surveillance System (MDSS) made by local health departments. The MDSS is a dynamic, continually active system: counts of disease are constantly changing as cases are investigated, confirmed as cases, or ruled out as not meeting the case definition. The Monthly Disease Report reflects this constant activity as the numbers may slightly fluctuate each month. Therefore, it should be kept in mind that numbers in the Monthly Disease Report are NOT final and should be used only to generally monitor trends over time. Suspected, probable or laboratory confirmed cases of the reportable condition are included in the report.

Specific data requests and questions should be directed towards:

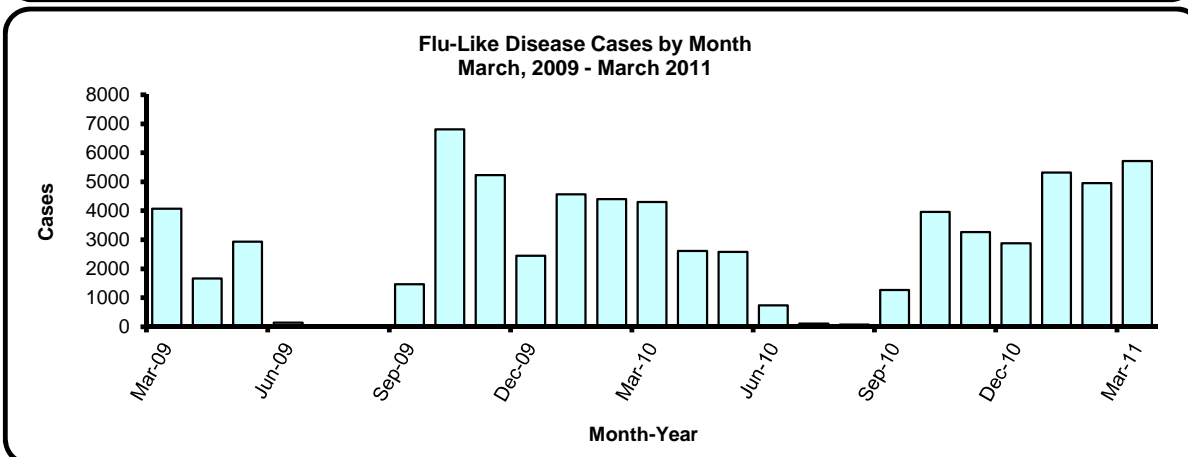
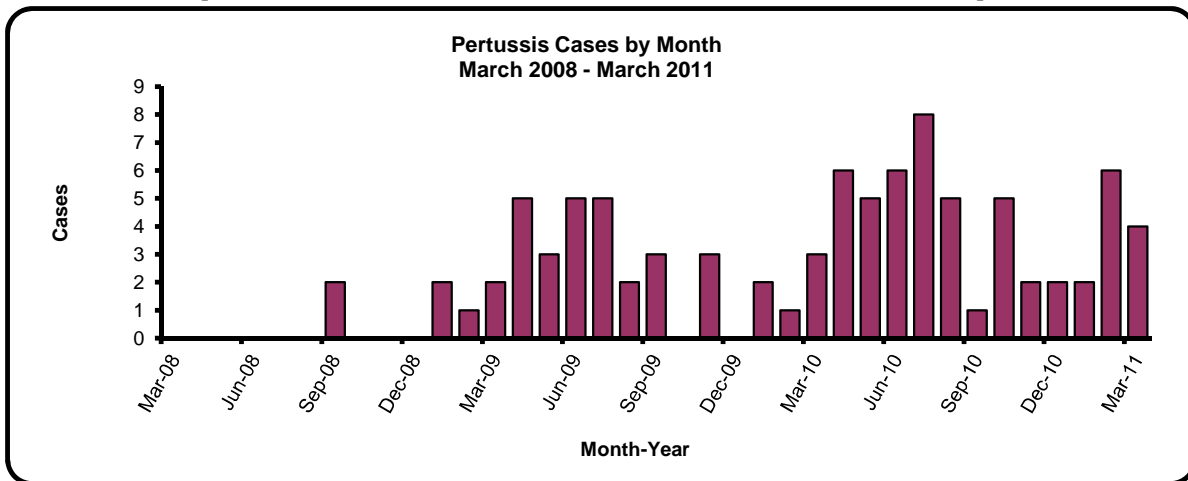
Lis McNeil RN BSN PEM
Communicable Disease/TB/STD Clinical Supervisor
lmcneil@miottawa.org
(616)393-5735

Disease Group Reportable Condition	Cases Reported in Last 4 Months**				Total Cases Reported			
	Dec-10	Jan-11	Feb-11	Mar-11	2008	2009	2010	2011
Foodborne								
Amebiasis	-	-	-	-	1	1	7	-
Botulism - Foodborne	-	-	-	-	-	-	-	-
Campylobacter	6	8	7	2	39	23	56	63
Cryptosporidiosis	1	-	-	-	13	4	11	9
Escherichia coli O157:H7*	-	-	-	-	1	-	-	-
Giardiasis	4	-	1	3	25	31	50	15
Listeriosis	-	-	-	-	1	-	-	1
Norovirus	-	6	3	-	-	-	2	16
Salmonellosis	-	-	-	-	20	26	19	23
Shiga toxin, E. Coli, Non O157*	-	-	-	-	-	-	-	-
Shiga toxin, E. Coli, Unsp*	-	-	-	-	1	4	-	-
Shiga toxin-producing Escherichia coli --(STEC)	1	1	1	-	-	-	3	6
Shigellosis	-	-	-	-	7	5	1	7
Typhoid Fever	-	-	-	-	-	-	-	-
Yersinia enterocolitica	-	-	-	-	1	-	-	-
Foodborne Subtotal	12	15	12	5	109	94	149	140
Influenza								
Flu Like Disease*	2,876	5,316	4,951	5,711	28,122	34,038	30,761	32,604
Influenza	-	5	8	5	17	127	-	18
Influenza, 2009 Novel*	-	-	-	-	-	67	2	-
Influenza, Novel	-	-	-	-	-	60	-	-
Influenza Subtotal	2,876	5,321	4,959	5,716	28,139	34,292	30,763	32,627
Meningitis								
Meningitis - Aseptic	-	4	-	1	14	15	19	5
Meningitis - Bacterial Other	-	-	-	-	3	5	1	-
Meningococcal Disease	-	-	-	-	1	-	1	-
Streptococcus pneumoniae, Inv	2	2	-	2	8	16	18	4
Meningitis Subtotal	2	6	-	3	26	36	39	9
Other								
Anthrax	-	-	-	-	-	-	-	-
Blastomycosis	-	-	-	-	-	-	-	-
Botulism - Infant	-	-	-	-	-	-	-	-
Botulism - Other	-	-	-	-	-	-	-	-
Brucellosis	-	-	-	-	-	-	-	-
Cholera	-	-	-	-	-	-	-	-
Coccidioidomycosis	-	-	-	-	3	1	-	-
Creutzfeldt-Jakob Disease	-	-	-	-	1	-	-	1
Cryptococcosis	-	-	-	-	2	1	-	-
Cyclosporiasis	-	-	-	-	-	-	-	-
Encephalitis, Post Chickenpox	-	-	-	-	-	-	-	-
Encephalitis, Post Mumps	-	-	-	-	-	-	-	-
Encephalitis, Post Other	-	-	-	-	-	-	-	-
Encephalitis, Primary	-	-	-	-	-	1	-	-
Guillain-Barre Syndrome	-	-	-	-	1	2	-	2
Hantavirus	-	-	-	-	-	-	-	-
Hantavirus, Other	-	-	-	-	-	-	-	-
Hantavirus, Pulmonary	-	-	-	-	-	-	-	-
Hemolytic Uremic Syndrome	-	-	-	-	-	-	-	1
Hemorrhagic Fever	-	-	-	-	-	-	-	-
Hepatitis - Unspecified	-	-	-	-	-	-	-	-
Histoplasmosis	-	2	1	-	-	6	7	24
Kawasaki	-	-	-	-	1	1	2	-
Legionellosis	1	-	-	-	1	3	2	2
Leprosy	-	-	-	-	-	-	-	-
Leptospirosis	-	-	-	-	-	-	-	-
Plague	-	-	-	-	-	-	-	-
Psittacosis	-	-	-	-	-	-	-	-
Q Fever*	-	-	1	-	-	-	-	1

Disease Group Reportable Condition	Cases Reported in Last 4 Months**				Total Cases Reported			
	Dec-10	Jan-11	Feb-11	Mar-11	2008	2009	2010	2011
Vectorborne								
Encephalitis, Eastern Equine	-	-	-	-	-	-	-	-
Encephalitis, Powassan	-	-	-	-	-	-	-	-
Encephalitis, St. Louis	-	-	-	-	-	-	-	-
Encephalitis, Western Equine	-	-	-	-	-	-	-	-
Lyme Disease	-	-	-	-	2	6	3	4
Malaria	-	-	-	-	-	-	-	2
Rickettsial Disease - Spotted Fever	-	-	-	-	-	-	-	-
Rickettsial Disease - Typhus	-	-	-	-	-	-	-	-
West Nile Virus	-	-	-	-	-	-	1	-
Yellow Fever	-	-	-	-	-	-	-	-
Vectorborne Subtotal	-	-	-	-	2	6	4	6
Viral Hepatitis								
Hepatitis A	-	-	-	1	2	1	3	1
Hepatitis B, Acute	-	-	-	-	3	-	1	-
Hepatitis B, Chronic	3	3	1	3	25	38	27	16
Hepatitis B, Perinatal	-	-	-	-	-	-	-	-
Hepatitis C, Acute	-	-	-	1	2	-	1	4
Hepatitis C, Chronic	4	4	5	9	80	82	60	64
Hepatitis C, Unknown*	-	-	-	-	2	-	-	-
Hepatitis D	-	-	-	-	-	-	-	-
Hepatitis E	-	-	-	-	-	1	-	-
Hepatitis Non A Non B	-	-	-	-	-	-	-	-
Viral Hepatitis Subtotal	7	7	6	14	114	122	92	85
Total	2,904	5,358	4,991	5,749	28,526	34,661	31,162	32,948

* Indicates disease no longer reported into the MDSS on an individual cases basis.

** Data for cases reported in last four months is based on week case was referred to the health department



Monthly Reportable Disease Summary

April 2011



Ottawa County Health Department
12251 James St
Holland, MI 49424

The data in the Monthly Disease Report are provisional, based on current reports in the Michigan Disease Surveillance System (MDSS) made by local health departments. The MDSS is a dynamic, continually active system: counts of disease are constantly changing as cases are investigated, confirmed as cases, or ruled out as not meeting the case definition. The Monthly Disease Report reflects this constant activity as the numbers may slightly fluctuate each month. Therefore, it should be kept in mind that numbers in the Monthly Disease Report are NOT final and should be used only to generally monitor trends over time. Suspected, probable or laboratory confirmed cases of the reportable condition are included in the report.

Specific data requests and questions should be directed towards:

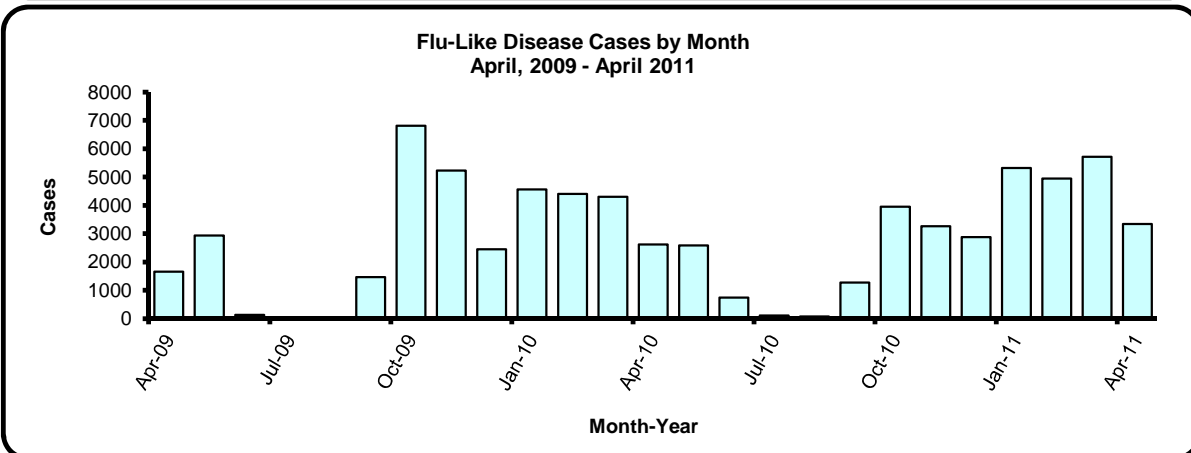
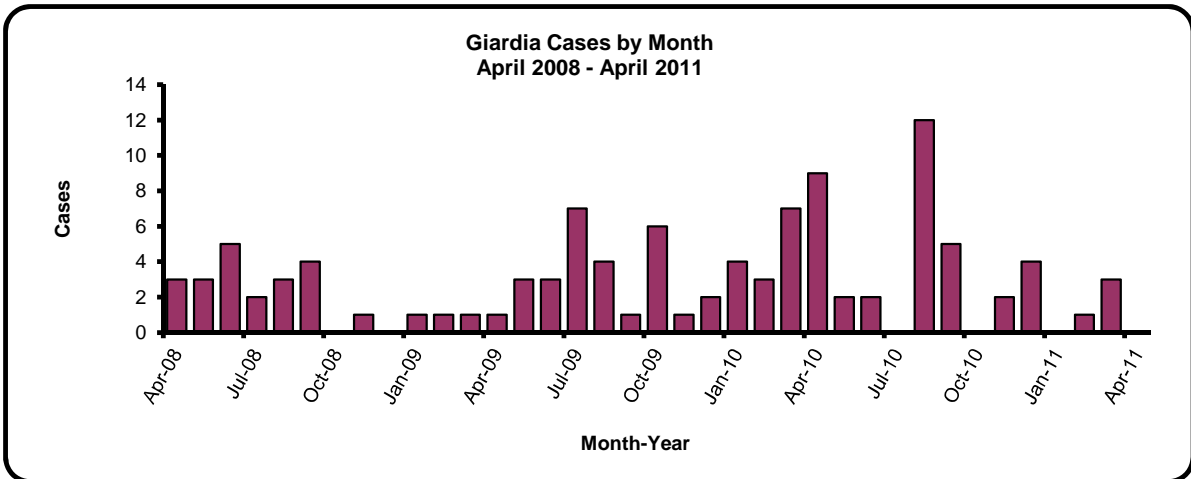
Lis McNeil RN BSN PEM
Communicable Disease/TB/STD Clinical Supervisor
lmcneil@miottawa.org
(616)393-5735

Disease Group Reportable Condition	Cases Reported in Last 4 Months**				Total Cases Reported			
	Jan-11	Feb-11	Mar-11	Apr-11	2008	2009	2010	2011
Foodborne								
Amebiasis	-	-	-	-	1	1	7	-
Botulism - Foodborne	-	-	-	-	-	-	-	-
Campylobacter	8	7	2	1	39	23	56	63
Cryptosporidiosis	-	-	-	-	13	4	11	9
Escherichia coli O157:H7*	-	-	-	-	1	-	-	-
Giardiasis	-	1	3	-	25	31	50	15
Listeriosis	-	-	-	-	1	-	-	1
Norovirus	6	3	-	-	-	-	2	16
Salmonellosis	-	-	-	1	20	26	19	23
Shiga toxin, E. Coli, Non O157*	-	-	-	-	-	-	-	-
Shiga toxin, E. Coli, Unsp*	-	-	-	-	1	4	-	-
Shiga toxin-producing Escherichia coli --(STEC)	1	1	-	1	-	-	3	6
Shigellosis	-	-	-	-	7	5	1	7
Typhoid Fever	-	-	-	-	-	-	-	-
Yersinia enterocolitica	-	-	-	-	1	-	-	-
Foodborne Subtotal	15	12	5	3	109	94	149	140
Influenza								
Flu Like Disease*	5,316	4,951	5,711	3,344	28,122	34,038	30,761	32,604
Influenza	5	8	5	5	17	127	-	23
Influenza, 2009 Novel*	-	-	-	-	-	67	2	-
Influenza, Novel	-	-	-	-	-	60	-	-
Influenza Subtotal	5,321	4,959	5,716	3,349	28,139	34,292	30,763	32,627
Meningitis								
Meningitis - Aseptic	4	-	1	2	14	15	19	18
Meningitis - Bacterial Other	-	-	-	-	3	5	1	2
Meningococcal Disease	-	-	-	1	1	-	1	1
Streptococcus pneumoniae, Inv	2	-	2	-	8	16	18	13
Meningitis Subtotal	6	-	3	3	26	36	39	34
Other								
Anthrax	-	-	-	-	-	-	-	-
Blastomycosis	-	-	-	-	-	-	-	-
Botulism - Infant	-	-	-	-	-	-	-	-
Botulism - Other	-	-	-	-	-	-	-	-
Brucellosis	-	-	-	-	-	-	-	-
Cholera	-	-	-	-	-	-	-	-
Coccidioidomycosis	-	-	-	-	3	1	-	-
Creutzfeldt-Jakob Disease	-	-	-	-	1	-	-	1
Cryptococcosis	-	-	-	-	2	1	-	-
Cyclosporiasis	-	-	-	-	-	-	-	-
Encephalitis, Post Chickenpox	-	-	-	-	-	-	-	-
Encephalitis, Post Mumps	-	-	-	-	-	-	-	-
Encephalitis, Post Other	-	-	-	-	-	-	-	-
Encephalitis, Primary	-	-	-	-	-	1	-	-
Guillain-Barre Syndrome	-	-	-	-	1	2	-	2
Hantavirus	-	-	-	-	-	-	-	-
Hantavirus, Other	-	-	-	-	-	-	-	-
Hantavirus, Pulmonary	-	-	-	-	-	-	-	-
Hemolytic Uremic Syndrome	-	-	-	-	-	-	-	1
Hemorrhagic Fever	-	-	-	-	-	-	-	-
Hepatitis - Unspecified	-	-	-	-	-	-	-	-
Histoplasmosis	2	1	-	-	-	6	7	24
Kawasaki	-	-	-	-	1	1	2	-
Legionellosis	-	-	-	-	1	3	2	2
Leprosy	-	-	-	-	-	-	-	-
Leptospirosis	-	-	-	-	-	-	-	-
Plague	-	-	-	-	-	-	-	-
Other								
Psittacosis	-	-	-	-	-	-	-	-
Q Fever*	-	1	-	-	-	-	-	1

Disease Group Reportable Condition	Cases Reported in Last 4 Months**				Total Cases Reported			
	Jan-11	Feb-11	Mar-11	Apr-11	2008	2009	2010	2011
Vectorborne								
Encephalitis, Eastern Equine	-	-	-	-	-	-	-	-
Encephalitis, Powassan	-	-	-	-	-	-	-	-
Encephalitis, St. Louis	-	-	-	-	-	-	-	-
Encephalitis, Western Equine	-	-	-	-	-	-	-	-
Lyme Disease	-	-	-	-	2	6	3	4
Malaria	-	-	-	-	-	-	-	2
Rickettsial Disease - Spotted Fever	-	-	-	-	-	-	-	-
Rickettsial Disease - Typhus	-	-	-	-	-	-	-	-
West Nile Virus	-	-	-	-	-	-	1	-
Yellow Fever	-	-	-	-	-	-	-	-
Vectorborne Subtotal	-	-	-	-	2	6	4	6
Viral Hepatitis								
Hepatitis A	-	-	1	-	2	1	3	1
Hepatitis B, Acute	-	-	-	-	3	-	1	-
Hepatitis B, Chronic	3	1	3	2	25	38	27	16
Hepatitis B, Perinatal	-	-	-	-	-	-	-	-
Hepatitis C, Acute	-	-	1	1	2	-	1	4
Hepatitis C, Chronic	4	5	9	6	80	82	60	64
Hepatitis C, Unknown*	-	-	-	-	2	-	-	-
Hepatitis D	-	-	-	-	-	-	-	-
Hepatitis E	-	-	-	-	-	1	-	-
Hepatitis Non A Non B	-	-	-	-	-	-	-	-
Viral Hepatitis Subtotal	7	6	14	9	114	122	92	85
Total	5,358	4,991	5,749	3,371	28,526	34,661	31,162	33,021

* Indicates disease no longer reported into the MDSS on an individual cases basis.

** Data for cases reported in last four months is based on week case was referred to the health department



Monthly Reportable Disease Summary

May 2011



Ottawa County Health Department
12251 James St
Holland, MI 49424

The data in the Monthly Disease Report are provisional, based on current reports in the Michigan Disease Surveillance System (MDSS) made by local health departments. The MDSS is a dynamic, continually active system: counts of disease are constantly changing as cases are investigated, confirmed as cases, or ruled out as not meeting the case definition. The Monthly Disease Report reflects this constant activity as the numbers may slightly fluctuate each month. Therefore, it should be kept in mind that numbers in the Monthly Disease Report are NOT final and should be used only to generally monitor trends over time. Suspected, probable or laboratory confirmed cases of the reportable condition are included in the report.

Specific data requests and questions should be directed towards:

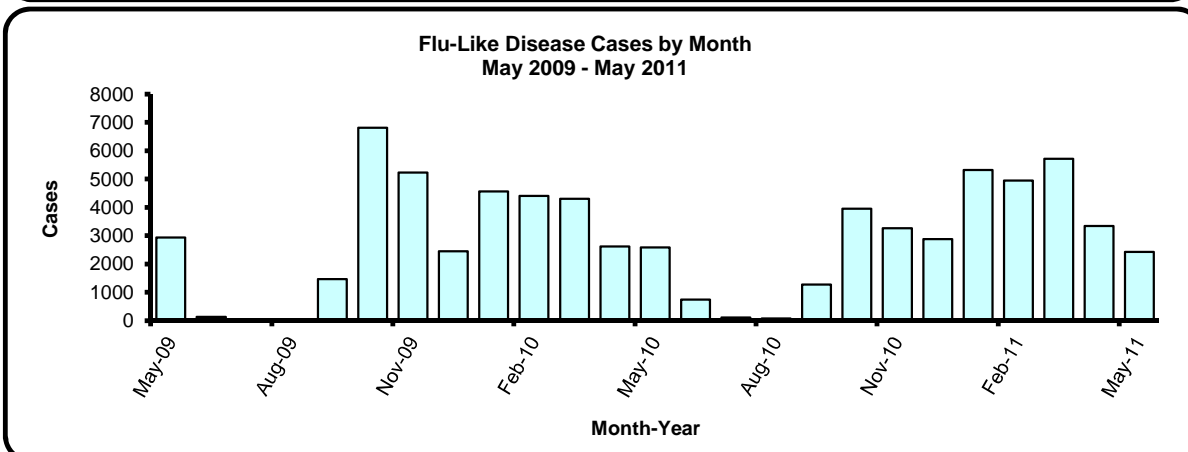
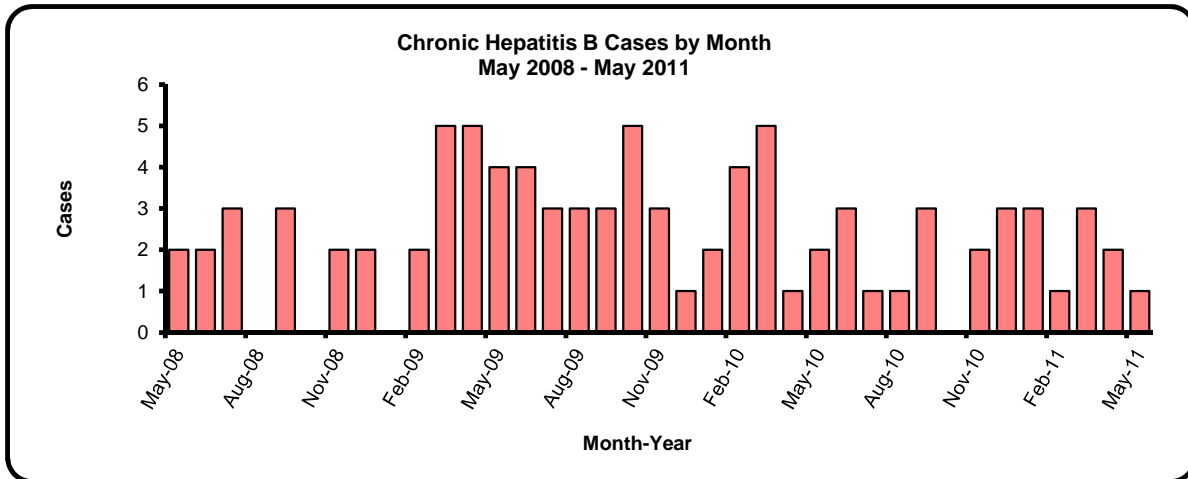
Lis McNeil RN BSN PEM
Communicable Disease/TB/STD Clinical Supervisor
lmcneil@miottawa.org
(616)393-5735

Disease Group Reportable Condition	Cases Reported in Last 4 Months**				Total Cases Reported			
	Feb-11	Mar-11	Apr-11	May-11	2008	2009	2010	2011
Foodborne								
Amebiasis	-	-	-	-	1	1	7	-
Botulism - Foodborne	-	-	-	-	-	-	-	-
Campylobacter	7	2	1	7	39	23	56	63
Cryptosporidiosis	-	-	-	-	13	4	11	9
Escherichia coli O157:H7*	-	-	-	-	1	-	-	-
Giardiasis	1	3	-	-	25	31	50	15
Listeriosis	-	-	-	-	1	-	-	1
Norovirus	3	-	-	1	-	-	2	16
Salmonellosis	-	-	1	3	20	26	19	23
Shiga toxin, E. Coli, Non O157*	-	-	-	-	-	-	-	-
Shiga toxin, E. Coli, Unsp*	-	-	-	-	1	4	-	-
Shiga toxin-producing Escherichia coli --(STEC)	1	-	1	-	-	-	3	6
Shigellosis	-	-	-	2	7	5	1	7
Typhoid Fever	-	-	-	-	-	-	-	-
Yersinia enterocolitica	-	-	-	-	1	-	-	-
Foodborne Subtotal	12	5	3	13	109	94	149	140
Influenza								
Flu Like Disease*	4,951	5,711	3,344	2,423	28,122	34,038	30,761	32,604
Influenza	8	5	5	-	17	127	-	23
Influenza, 2009 Novel*	-	-	-	-	-	67	2	-
Influenza, Novel	-	-	-	-	-	60	-	-
Influenza Subtotal	4,959	5,716	3,349	2,423	28,139	34,292	30,763	32,627
Meningitis								
Meningitis - Aseptic	-	1	2	2	14	15	19	18
Meningitis - Bacterial Other	-	-	-	1	3	5	1	2
Meningococcal Disease	-	-	1	-	1	-	1	1
Streptococcus pneumoniae, Inv	-	2	-	3	8	16	18	13
Meningitis Subtotal	-	3	3	6	26	36	39	34
Other								
Anthrax	-	-	-	-	-	-	-	-
Blastomycosis	-	-	-	-	-	-	-	-
Botulism - Infant	-	-	-	-	-	-	-	-
Botulism - Other	-	-	-	-	-	-	-	-
Brucellosis	-	-	-	-	-	-	-	-
Cholera	-	-	-	-	-	-	-	-
Coccidioidomycosis	-	-	-	-	3	1	-	-
Creutzfeldt-Jakob Disease	-	-	-	-	1	-	-	1
Cryptococcosis	-	-	-	-	2	1	-	-
Cyclosporiasis	-	-	-	-	-	-	-	-
Encephalitis, Post Chickenpox	-	-	-	-	-	-	-	-
Encephalitis, Post Mumps	-	-	-	-	-	-	-	-
Encephalitis, Post Other	-	-	-	-	-	-	-	-
Encephalitis, Primary	-	-	-	-	-	1	-	-
Guillain-Barre Syndrome	-	-	-	-	1	2	-	2
Hantavirus	-	-	-	-	-	-	-	-
Hantavirus, Other	-	-	-	-	-	-	-	-
Hantavirus, Pulmonary	-	-	-	-	-	-	-	-
Hemolytic Uremic Syndrome	-	-	-	-	-	-	-	1
Hemorrhagic Fever	-	-	-	-	-	-	-	-
Hepatitis - Unspecified	-	-	-	-	-	-	-	-
Histoplasmosis	1	-	-	1	-	6	7	24
Kawasaki	-	-	-	-	1	1	2	-
Legionellosis	-	-	-	-	1	3	2	2
Leprosy	-	-	-	-	-	-	-	-
Leptospirosis	-	-	-	-	-	-	-	-
Plague	-	-	-	-	-	-	-	-
Psittacosis	-	-	-	-	-	-	-	-
Q Fever*	1	-	-	-	-	-	-	1

Disease Group Reportable Condition	Cases Reported in Last 4 Months**				Total Cases Reported			
	Feb-11	Mar-11	Apr-11	May-11	2008	2009	2010	2011
Vectorborne								
Encephalitis, Eastern Equine	-	-	-	-	-	-	-	-
Encephalitis, Powassan	-	-	-	-	-	-	-	-
Encephalitis, St. Louis	-	-	-	-	-	-	-	-
Encephalitis, Western Equine	-	-	-	-	-	-	-	-
Lyme Disease	-	-	-	1	2	6	3	4
Malaria	-	-	-	-	-	-	-	2
Rickettsial Disease - Spotted Fever	-	-	-	-	-	-	-	-
Rickettsial Disease - Typhus	-	-	-	-	-	-	-	-
West Nile Virus	-	-	-	-	-	-	1	-
Yellow Fever	-	-	-	-	-	-	-	-
Vectorborne Subtotal	-	-	-	1	2	6	4	6
Viral Hepatitis								
Hepatitis A	-	1	-	-	2	1	3	1
Hepatitis B, Acute	-	-	-	-	3	-	1	-
Hepatitis B, Chronic	1	3	2	1	25	38	27	16
Hepatitis B, Perinatal	-	-	-	-	-	-	-	-
Hepatitis C, Acute	-	1	1	-	2	-	1	4
Hepatitis C, Chronic	5	9	6	5	80	82	60	64
Hepatitis C, Unknown*	-	-	-	-	2	-	-	-
Hepatitis D	-	-	-	-	-	-	-	-
Hepatitis E	-	-	-	-	-	1	-	-
Hepatitis Non A Non B	-	-	-	-	-	-	-	-
Viral Hepatitis Subtotal	6	14	9	6	114	122	92	85
Total	4,991	5,749	3,371	2,454	28,526	34,661	31,162	33,021

* Indicates disease no longer reported into the MDSS on an individual cases basis.

** Data for cases reported in last four months is based on week case was referred to the health department



Monthly Reportable Disease Summary

June 2011



Ottawa County Health Department
12251 James St
Holland, MI 49424

The data in the Monthly Disease Report are provisional, based on current reports in the Michigan Disease Surveillance System (MDSS) made by local health departments. The MDSS is a dynamic, continually active system: counts of disease are constantly changing as cases are investigated, confirmed as cases, or ruled out as not meeting the case definition. The Monthly Disease Report reflects this constant activity as the numbers may slightly fluctuate each month. Therefore, it should be kept in mind that numbers in the Monthly Disease Report are NOT final and should be used only to generally monitor trends over time. Suspected, probable or laboratory confirmed cases of the reportable condition are included in the report.

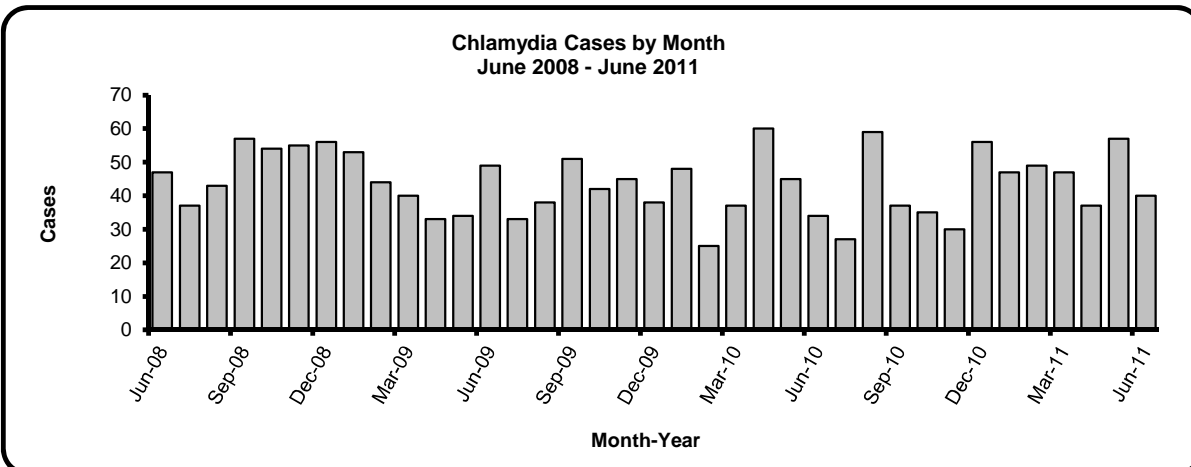
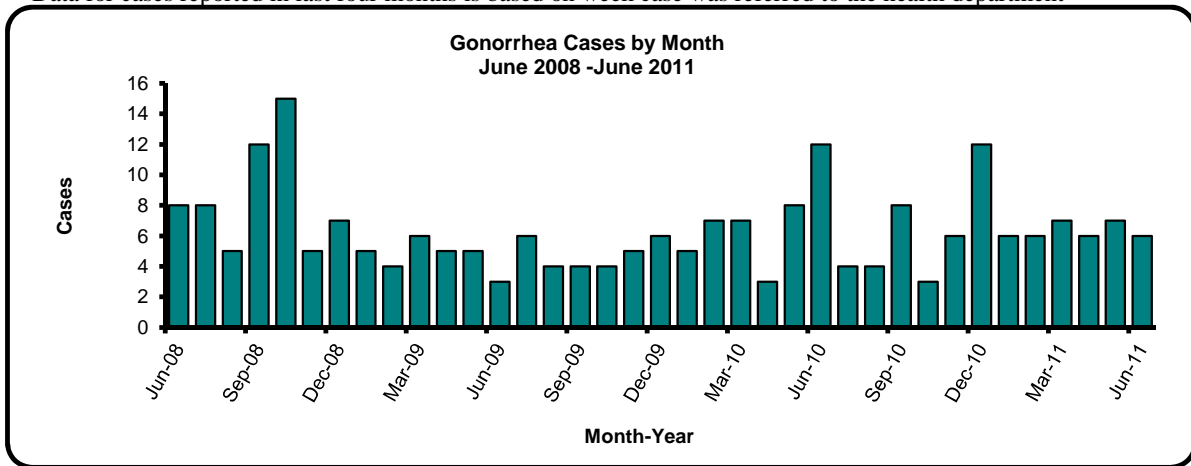
Specific data requests and questions should be directed towards:

Lis McNeil RN BSN PEM
Communicable Disease/TB/STD Clinical Supervisor
lmcneil@miottawa.org
(616)393-5735

Disease Group Reportable Condition	Cases Reported in Last 4 Months**				Total Cases Reported			
	Mar-11	Apr-11	May-11	Jun-11	2008	2009	2010	2011
Vectorborne								
Encephalitis, Eastern Equine	-	-	-	-	-	-	-	-
Encephalitis, Powassan	-	-	-	-	-	-	-	-
Encephalitis, St. Louis	-	-	-	-	-	-	-	-
Encephalitis, Western Equine	-	-	-	-	-	-	-	-
Lyme Disease	-	-	1	1	2	6	3	4
Malaria	-	-	-	-	-	-	-	2
Rickettsial Disease - Spotted Fever	-	-	-	-	-	-	-	-
Rickettsial Disease - Typhus	-	-	-	-	-	-	-	-
West Nile Virus	-	-	-	-	-	-	1	-
Yellow Fever	-	-	-	-	-	-	-	-
Vectorborne Subtotal	-	-	1	1	2	6	4	6
Viral Hepatitis								
Hepatitis A	1	-	-	-	2	1	3	1
Hepatitis B, Acute	-	-	-	-	3	-	1	-
Hepatitis B, Chronic	3	2	1	-	25	38	27	16
Hepatitis B, Perinatal	-	-	-	-	-	-	-	-
Hepatitis C, Acute	1	1	-	-	2	-	1	4
Hepatitis C, Chronic	9	6	5	10	80	82	60	64
Hepatitis C, Unknown*	-	-	-	-	2	-	-	-
Hepatitis D	-	-	-	-	-	-	-	-
Hepatitis E	-	-	-	-	-	1	-	-
Hepatitis Non A Non B	-	-	-	-	-	-	-	-
Viral Hepatitis Subtotal	14	9	6	10	114	122	92	85
Total	5,749	3,371	2,454	484	28,526	34,661	31,162	33,021

* Indicates disease no longer reported into the MDSS on an individual cases basis.

** Data for cases reported in last four months is based on week case was referred to the health department



Monthly Reportable Disease Summary July 2011



Ottawa County Health Department
12251 James St
Holland, MI 49424

The data in the Monthly Disease Report are provisional, based on current reports in the Michigan Disease Surveillance System (MDSS) made by local health departments. The MDSS is a dynamic, continually active system: counts of disease are constantly changing as cases are investigated, confirmed as cases, or ruled out as not meeting the case definition. The Monthly Disease Report reflects this constant activity as the numbers may slightly fluctuate each month. Therefore, it should be kept in mind that numbers in the Monthly Disease Report are NOT final and should be used only to generally monitor trends over time. Suspected, probable or laboratory confirmed cases of the reportable condition are included in the report.

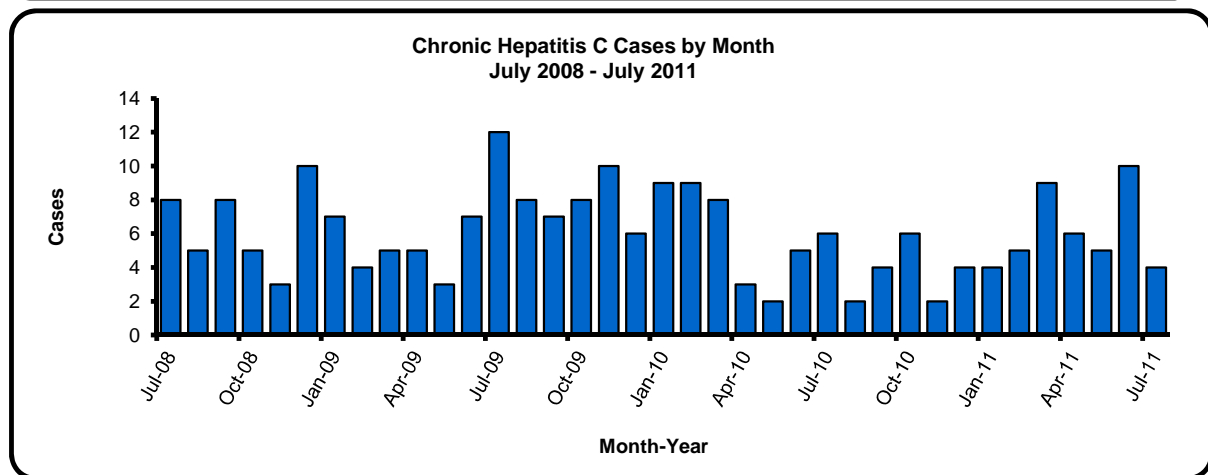
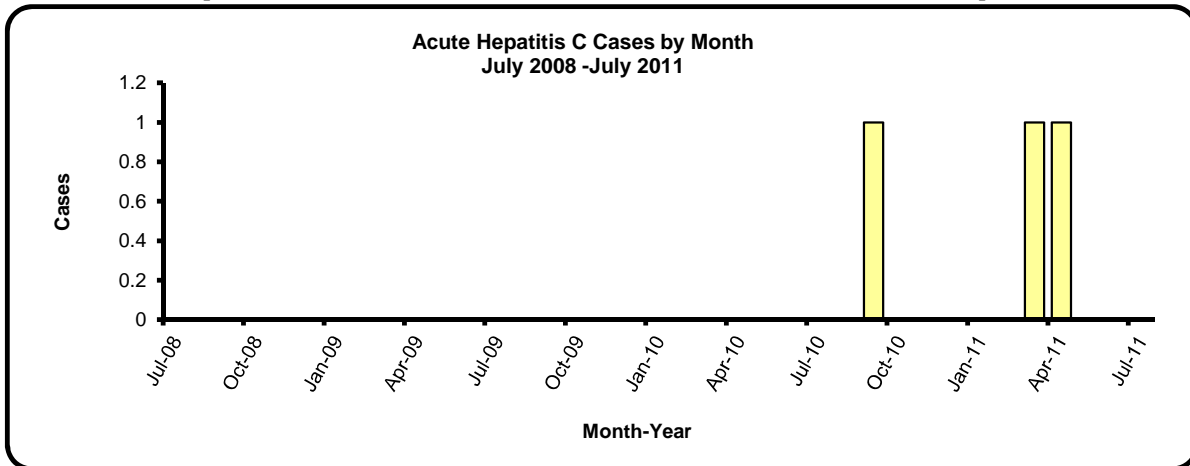
Specific data requests and questions should be directed towards:

Lis McNeil RN BSN PEM
Communicable Disease/TB/STD Clinical Supervisor
lmcneil@miottawa.org
(616)393-5735

Disease Group Reportable Condition	Cases Reported in Last 4 Months**				Total Cases Reported			
	Apr-11	May-11	Jun-11	Jul-11	2008	2009	2010	2011
Vectorborne								
Encephalitis, Eastern Equine	-	-	-	-	-	-	-	-
Encephalitis, Powassan	-	-	-	-	-	-	-	-
Encephalitis, St. Louis	-	-	-	-	-	-	-	-
Encephalitis, Western Equine	-	-	-	-	-	-	-	-
Lyme Disease	-	1	1	2	2	6	3	4
Malaria	-	-	-	-	-	-	-	2
Rickettsial Disease - Spotted Fever	-	-	-	-	-	-	-	-
Rickettsial Disease - Typhus	-	-	-	-	-	-	-	-
West Nile Virus	-	-	-	-	-	-	1	-
Yellow Fever	-	-	-	-	-	-	-	-
Vectorborne Subtotal	-	1	1	2	2	6	4	6
Viral Hepatitis								
Hepatitis A	-	-	-	-	2	1	3	1
Hepatitis B, Acute	-	-	-	-	3	-	1	-
Hepatitis B, Chronic	2	1	-	-	25	38	27	16
Hepatitis B, Perinatal	-	-	-	-	-	-	-	-
Hepatitis C, Acute	1	-	-	-	2	-	1	4
Hepatitis C, Chronic	6	5	10	4	80	82	60	64
Hepatitis C, Unknown*	-	-	-	-	2	-	-	-
Hepatitis D	-	-	-	-	-	-	-	-
Hepatitis E	-	-	-	-	-	1	-	-
Hepatitis Non A Non B	-	-	-	-	-	-	-	-
Viral Hepatitis Subtotal	9	6	10	4	114	122	92	85
Total	3,371	2,454	484	149	28,526	34,661	31,162	33,021

* Indicates disease no longer reported into the MDSS on an individual cases basis.

** Data for cases reported in last four months is based on week case was referred to the health department



Monthly Reportable Disease Summary

August 2011



Ottawa County Health Department
12251 James St
Holland, MI 49424

The data in the Monthly Disease Report are provisional, based on current reports in the Michigan Disease Surveillance System (MDSS) made by local health departments. The MDSS is a dynamic, continually active system: counts of disease are constantly changing as cases are investigated, confirmed as cases, or ruled out as not meeting the case definition. The Monthly Disease Report reflects this constant activity as the numbers may slightly fluctuate each month. Therefore, it should be kept in mind that numbers in the Monthly Disease Report are NOT final and should be used only to generally monitor trends over time. Suspected, probable or laboratory confirmed cases of the reportable condition are included in the report.

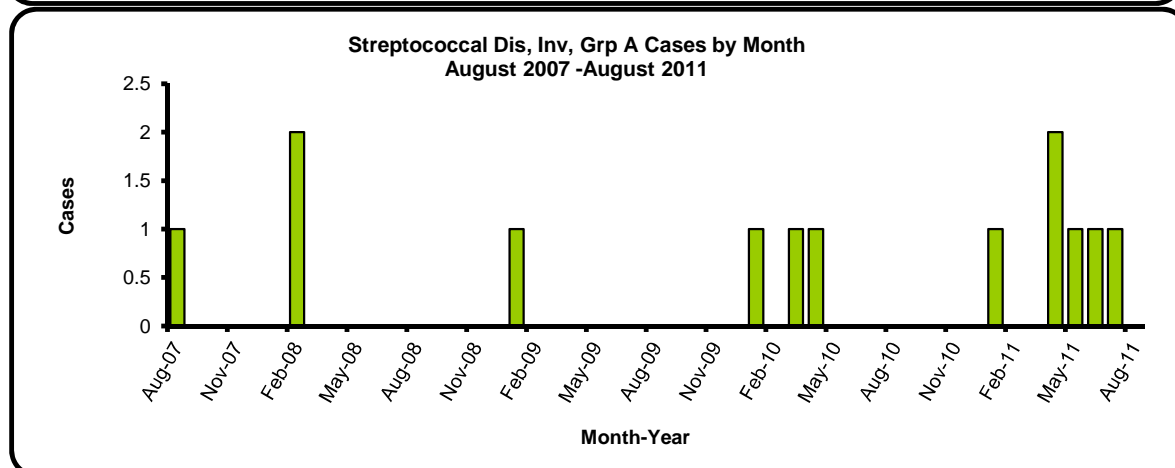
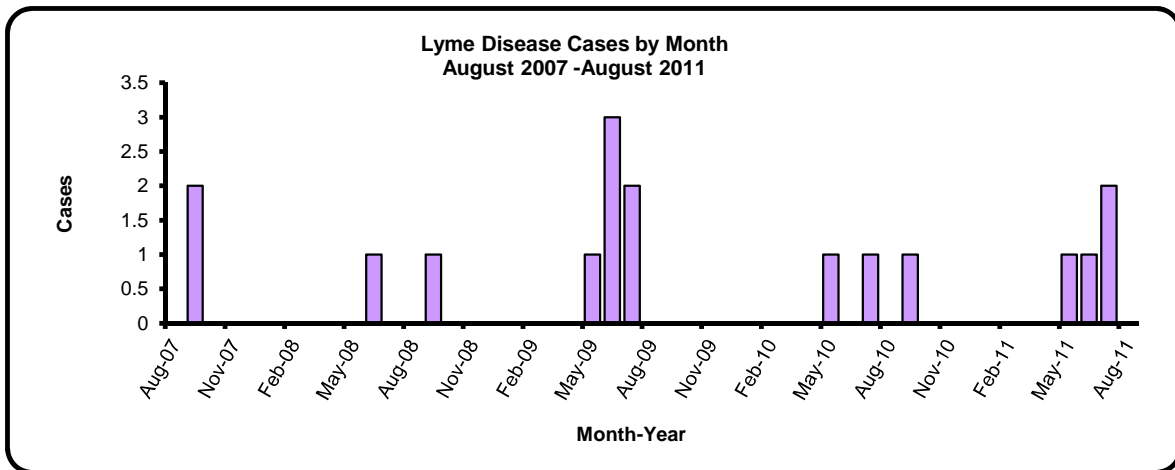
Specific data requests and questions should be directed towards:

Lis McNeil RN BSN PEM
Communicable Disease/TB/STD Clinical Supervisor
lmcneil@miottawa.org
(616)393-5735

Disease Group Reportable Condition	Cases Reported in Last 4 Months**				Total Cases Reported			
	May-11	Jun-11	Jul-11	Aug-11	2008	2009	2010	2011
Encephalitis, Eastern Equine	-	-	-	-	-	-	-	-
Encephalitis, Powassan	-	-	-	-	-	-	-	-
Encephalitis, St. Louis	-	-	-	-	-	-	-	-
Encephalitis, Western Equine	-	-	-	-	-	-	-	-
Lyme Disease	1	1	2	-	2	6	3	4
Malaria	-	-	-	1	-	-	-	2
Rickettsial Disease - Spotted Fever	-	-	-	-	-	-	-	-
Rickettsial Disease - Typhus	-	-	-	-	-	-	-	-
West Nile Virus	-	-	-	-	-	-	1	-
Yellow Fever	-	-	-	-	-	-	-	-
Vectorborne Subtotal	1	1	2	1	2	6	4	6
Viral Hepatitis								
Hepatitis A	-	-	-	-	2	1	3	1
Hepatitis B, Acute	-	-	-	-	3	-	1	-
Hepatitis B, Chronic	1	-	-	2	25	38	27	16
Hepatitis B, Perinatal	-	-	-	-	-	-	-	-
Hepatitis C, Acute	-	-	-	-	2	-	1	4
Hepatitis C, Chronic	5	10	4	2	80	82	60	64
Hepatitis C, Unknown*	-	-	-	-	2	-	-	-
Hepatitis D	-	-	-	-	-	-	-	-
Hepatitis E	-	-	-	-	-	1	-	-
Hepatitis Non A Non B	-	-	-	-	-	-	-	-
Viral Hepatitis Subtotal	6	10	4	4	114	122	92	85
Total	2,454	484	149	99	28,526	34,661	31,162	33,021

* Indicates disease no longer reported into the MDSS on an individual cases basis.

** Data for cases reported in last four months is based on week case was referred to the health department



Monthly Reportable Disease Summary

September 2011



Ottawa County Health Department
12251 James St
Holland, MI 49424

The data in the Monthly Disease Report are provisional, based on current reports in the Michigan Disease Surveillance System (MDSS) made by local health departments. The MDSS is a dynamic, continually active system: counts of disease are constantly changing as cases are investigated, confirmed as cases, or ruled out as not meeting the case definition. The Monthly Disease Report reflects this constant activity as the numbers may slightly fluctuate each month. Therefore, it should be kept in mind that numbers in the Monthly Disease Report are NOT final and should be used only to generally monitor trends over time. Suspected, probable or laboratory confirmed cases of the reportable condition are included in the report.

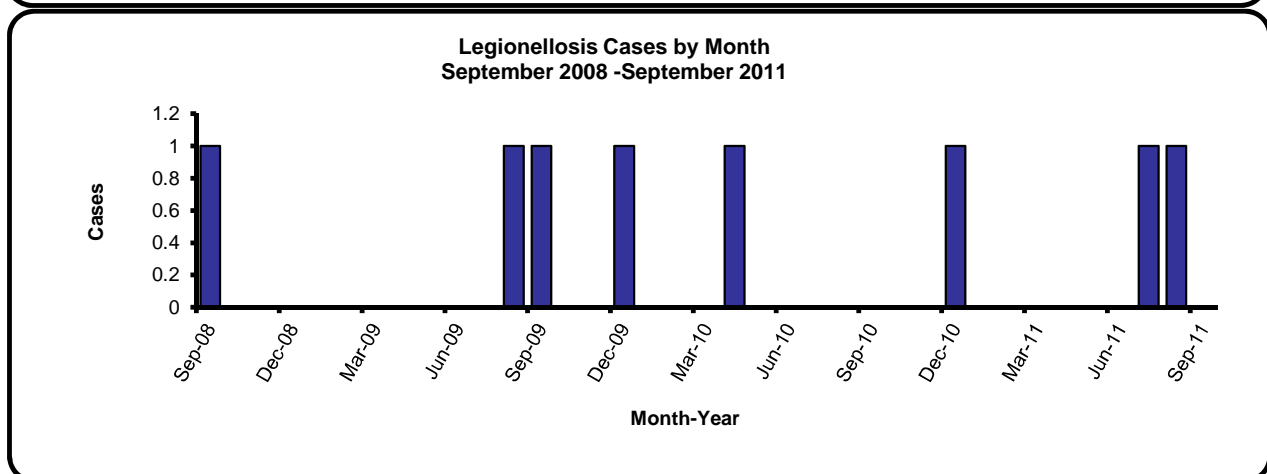
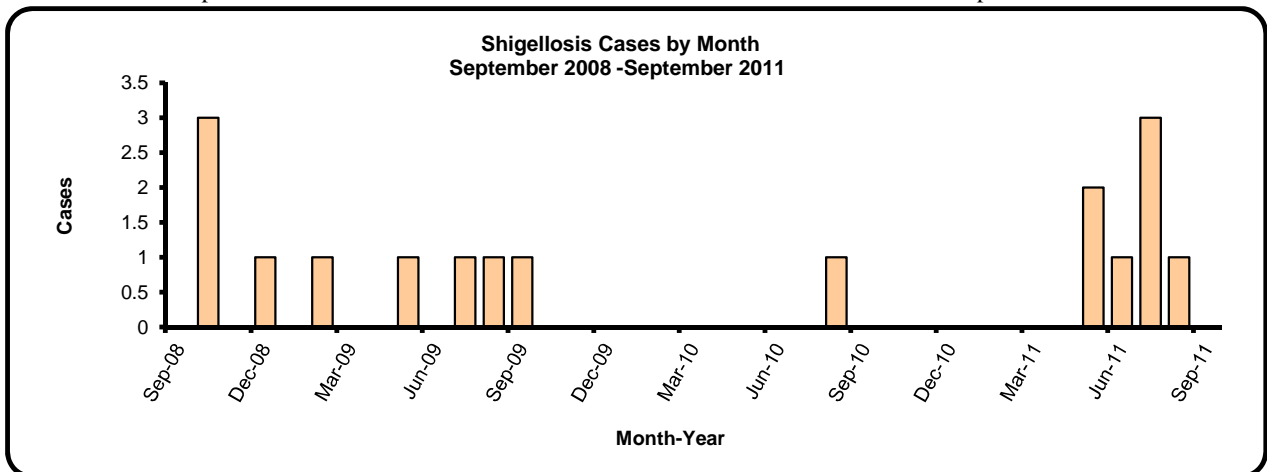
Specific data requests and questions should be directed towards:

Lis McNeil RN BSN PEM
Communicable Disease/TB/STD Clinical Supervisor
lmcneil@miottawa.org
(616)393-5735

Disease Group Reportable Condition	Cases Reported in Last 4 Months**				Total Cases Reported			
	Jun-11	Jul-11	Aug-11	Sep-11	2008	2009	2010	2011
Vectorborne								
Encephalitis, Eastern Equine	-	-	-	-	-	-	-	-
Encephalitis, Powassan	-	-	-	-	-	-	-	-
Encephalitis, St. Louis	-	-	-	-	-	-	-	-
Encephalitis, Western Equine	-	-	-	-	-	-	-	-
Lyme Disease	1	2	-	-	2	6	3	4
Malaria	-	-	1	-	-	-	-	2
Rickettsial Disease - Spotted Fever	-	-	-	-	-	-	-	-
Rickettsial Disease - Typhus	-	-	-	-	-	-	-	-
West Nile Virus	-	-	-	-	-	-	1	-
Yellow Fever	-	-	-	-	-	-	-	-
Vectorborne Subtotal	1	2	1	-	2	6	4	6
Viral Hepatitis								
Hepatitis A	-	-	-	-	2	1	3	1
Hepatitis B, Acute	-	-	-	-	3	-	1	-
Hepatitis B, Chronic	-	-	2	2	25	38	27	16
Hepatitis B, Perinatal	-	-	-	-	-	-	-	-
Hepatitis C, Acute	-	-	-	-	2	-	1	4
Hepatitis C, Chronic	10	4	2	3	80	82	60	64
Hepatitis C, Unknown*	-	-	-	-	2	-	-	-
Hepatitis D	-	-	-	-	-	-	-	-
Hepatitis E	-	-	-	-	-	1	-	-
Hepatitis Non A Non B	-	-	-	-	-	-	-	-
Viral Hepatitis Subtotal	10	4	4	5	114	122	92	85
Total	484	149	99	2,190	28,526	34,661	31,162	33,021

* Indicates disease no longer reported into the MDSS on an individual cases basis.

** Data for cases reported in last four months is based on week case was referred to the health department



Monthly Reportable Disease Summary

October 2011



Ottawa County Health Department
12251 James St
Holland, MI 49424

The data in the Monthly Disease Report are provisional, based on current reports in the Michigan Disease Surveillance System (MDSS) made by local health departments. The MDSS is a dynamic, continually active system: counts of disease are constantly changing as cases are investigated, confirmed as cases, or ruled out as not meeting the case definition. The Monthly Disease Report reflects this constant activity as the numbers may slightly fluctuate each month. Therefore, it should be kept in mind that numbers in the Monthly Disease Report are NOT final and should be used only to generally monitor trends over time. Suspected, probable or laboratory confirmed cases of the reportable condition are included in the report.

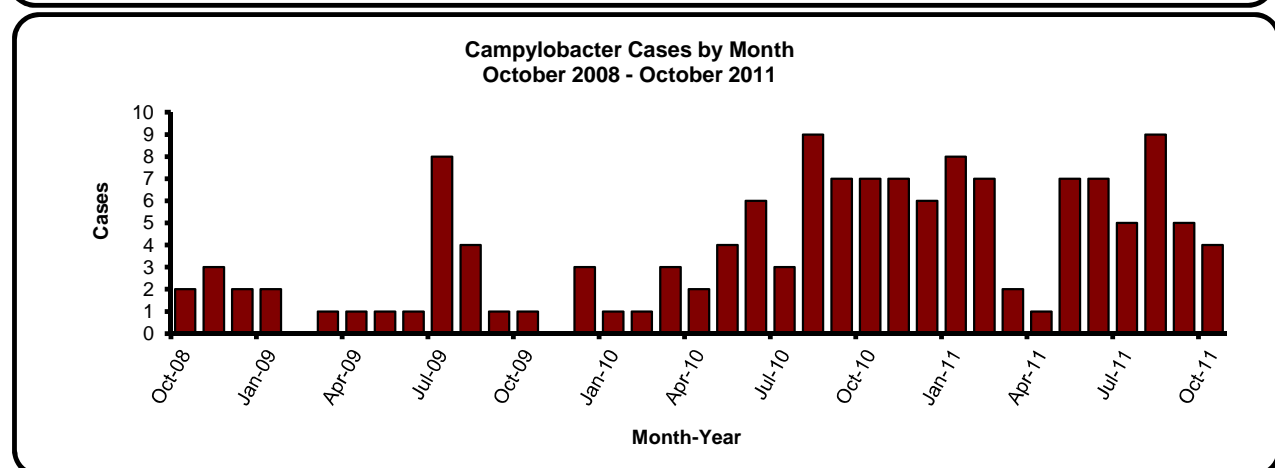
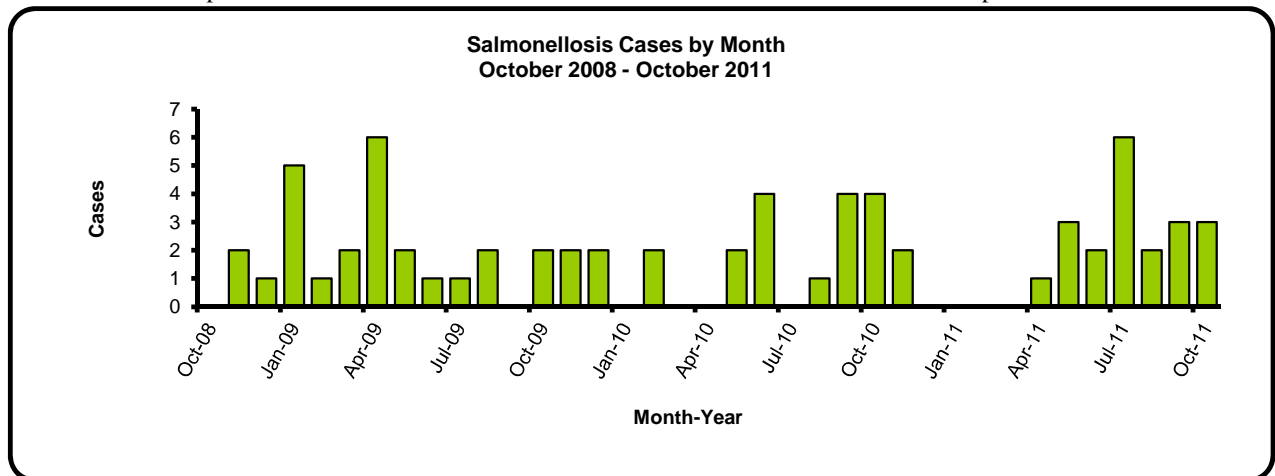
Specific data requests and questions should be directed towards:

Lis McNeil RN BSN PEM
Communicable Disease/TB/STD Clinical Supervisor
lmcneil@miottawa.org
(616)393-5735

Disease Group Reportable Condition	Cases Reported in Last 4 Months**				Total Cases Reported			
	Jul-11	Aug-11	Sep-11	Oct-11	2008	2009	2010	2011
Vectorborne								
Encephalitis, Eastern Equine	-	-	-	-	-	-	-	-
Encephalitis, Powassan	-	-	-	-	-	-	-	-
Encephalitis, St. Louis	-	-	-	-	-	-	-	-
Encephalitis, Western Equine	-	-	-	-	-	-	-	-
Lyme Disease	2	-	-	-	2	6	3	4
Malaria	-	1	-	-	-	-	-	2
Rickettsial Disease - Spotted Fever	-	-	-	-	-	-	-	-
Rickettsial Disease - Typhus	-	-	-	-	-	-	-	-
West Nile Virus	-	-	-	-	-	-	1	-
Yellow Fever	-	-	-	-	-	-	-	-
Vectorborne Subtotal	2	1	-	-	2	6	4	6
Viral Hepatitis								
Hepatitis A	-	-	-	-	2	1	3	1
Hepatitis B, Acute	-	-	-	-	3	-	1	-
Hepatitis B, Chronic	-	2	2	1	25	38	27	16
Hepatitis B, Perinatal	-	-	-	-	-	-	-	-
Hepatitis C, Acute	-	-	-	1	2	-	1	4
Hepatitis C, Chronic	4	2	3	6	80	82	60	64
Hepatitis C, Unknown*	-	-	-	-	2	-	-	-
Hepatitis D	-	-	-	-	-	-	-	-
Hepatitis E	-	-	-	-	-	1	-	-
Hepatitis Non A Non B	-	-	-	-	-	-	-	-
Viral Hepatitis Subtotal	4	4	5	8	114	122	92	85
Total	149	99	2,190	3,233	28,526	34,661	31,162	33,021

* Indicates disease no longer reported into the MDSS on an individual cases basis.

** Data for cases reported in last four months is based on week case was referred to the health department



Monthly Reportable Disease Summary

November 2011



Ottawa County Health Department
12251 James St
Holland, MI 49424

The data in the Monthly Disease Report are provisional, based on current reports in the Michigan Disease Surveillance System (MDSS) made by local health departments. The MDSS is a dynamic, continually active system: counts of disease are constantly changing as cases are investigated, confirmed as cases, or ruled out as not meeting the case definition. The Monthly Disease Report reflects this constant activity as the numbers may slightly fluctuate each month. Therefore, it should be kept in mind that numbers in the Monthly Disease Report are NOT final and should be used only to generally monitor trends over time. Suspected, probable or laboratory confirmed cases of the reportable condition are included in the report.

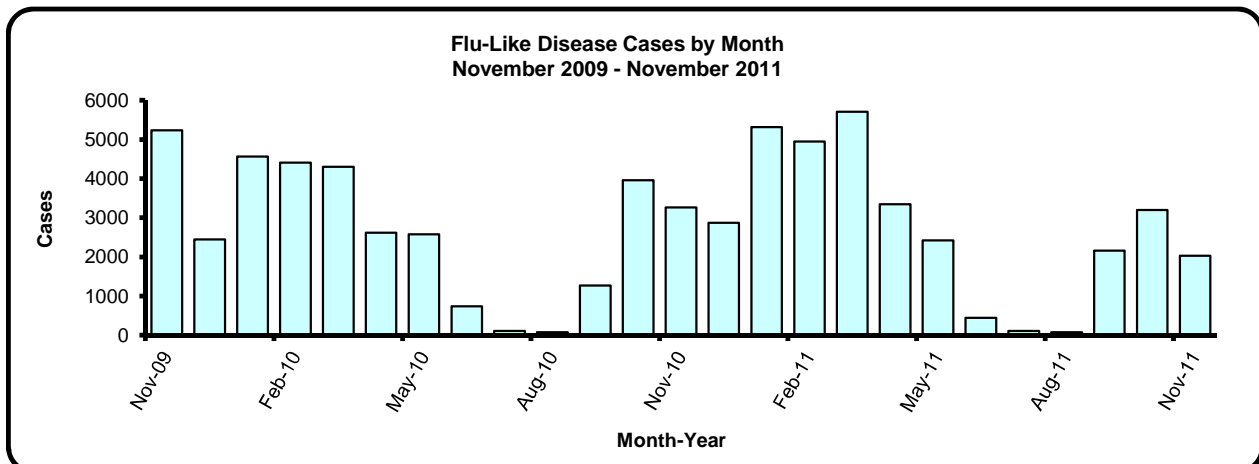
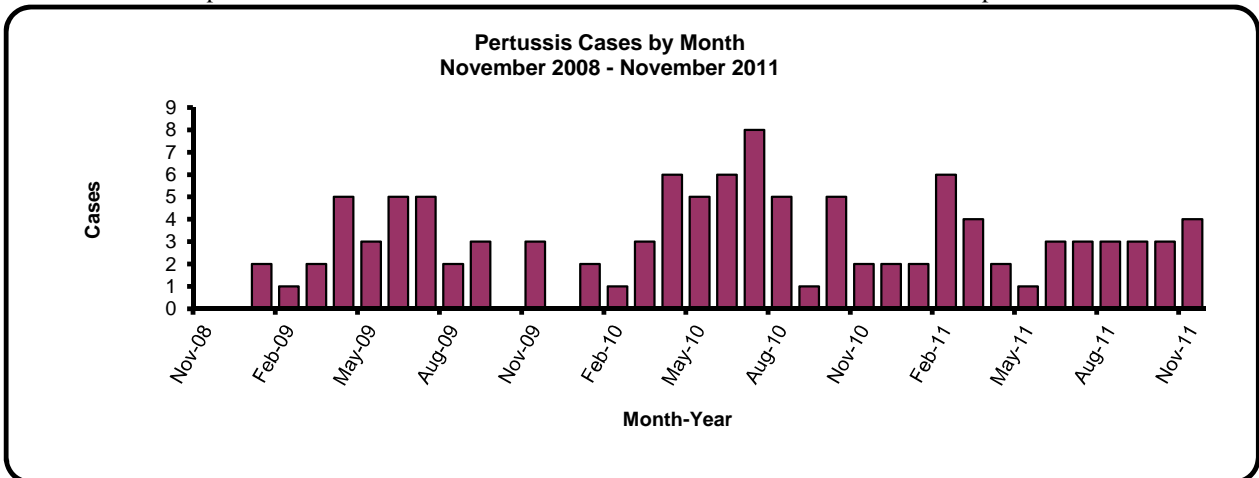
Specific data requests and questions should be directed towards:

Lis McNeil RN BSN PEM
Communicable Disease/TB/STD Clinical Supervisor
lmcneil@miottawa.org
(616)393-5735

Disease Group Reportable Condition	Cases Reported in Last 4 Months**				Total Cases Reported			
	Aug-11	Sep-11	Oct-11	Nov-11	2008	2009	2010	2011
Vectorborne								
Encephalitis, Eastern Equine	-	-	-	-	-	-	-	-
Encephalitis, Powassan	-	-	-	-	-	-	-	-
Encephalitis, St. Louis	-	-	-	-	-	-	-	-
Encephalitis, Western Equine	-	-	-	-	-	-	-	-
Lyme Disease	-	-	-	-	2	6	3	4
Malaria	1	-	-	1	-	-	-	2
Rickettsial Disease - Spotted Fever	-	-	-	-	-	-	-	-
Rickettsial Disease - Typhus	-	-	-	-	-	-	-	-
West Nile Virus	-	-	-	-	-	-	1	-
Yellow Fever	-	-	-	-	-	-	-	-
Vectorborne Subtotal	1	-	-	1	2	6	4	6
Viral Hepatitis								
Hepatitis A	-	-	-	-	2	1	3	1
Hepatitis B, Acute	-	-	-	-	3	-	1	-
Hepatitis B, Chronic	2	2	1	-	25	38	27	16
Hepatitis B, Perinatal	-	-	-	-	-	-	-	-
Hepatitis C, Acute	-	-	1	-	2	-	1	4
Hepatitis C, Chronic	2	3	6	8	80	82	60	64
Hepatitis C, Unknown*	-	-	-	-	2	-	-	-
Hepatitis D	-	-	-	-	-	-	-	-
Hepatitis E	-	-	-	-	-	1	-	-
Hepatitis Non A Non B	-	-	-	-	-	-	-	-
Viral Hepatitis Subtotal	4	5	8	8	114	122	92	85
Total	99	2,190	3,233	2,079	28,526	34,661	31,162	33,021

* Indicates disease no longer reported into the MDSS on an individual cases basis.

** Data for cases reported in last four months is based on week case was referred to the health department



Monthly Reportable Disease Summary

December 2011



Ottawa County Health Department
12251 James St
Holland, MI 49424

The data in the Monthly Disease Report are provisional, based on current reports in the Michigan Disease Surveillance System (MDSS) made by local health departments. The MDSS is a dynamic, continually active system: counts of disease are constantly changing as cases are investigated, confirmed as cases, or ruled out as not meeting the case definition. The Monthly Disease Report reflects this constant activity as the numbers may slightly fluctuate each month. Therefore, it should be kept in mind that numbers in the Monthly Disease Report are NOT final and should be used only to generally monitor trends over time. Suspected, probable or laboratory confirmed cases of the reportable condition are included in the report.

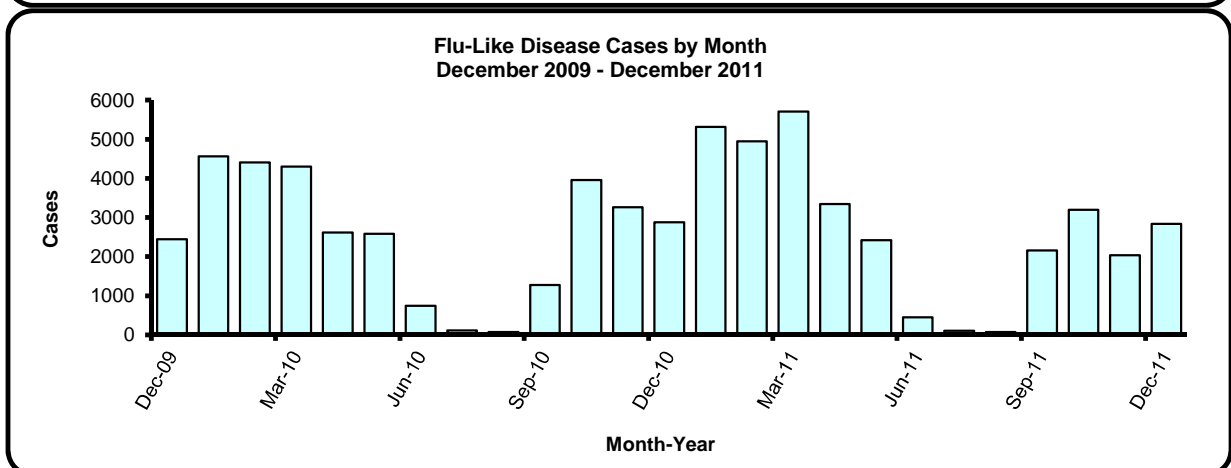
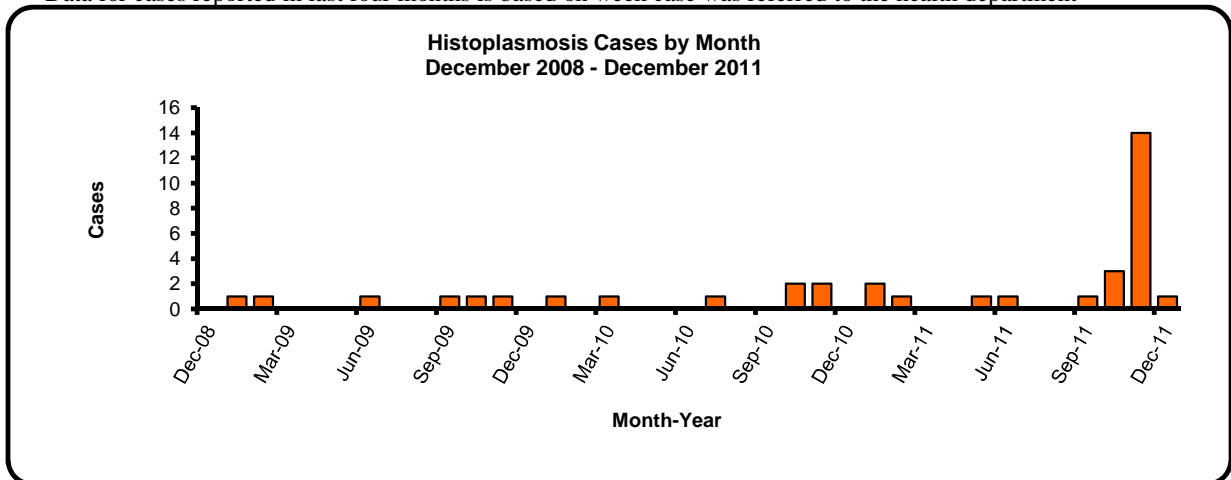
Specific data requests and questions should be directed towards:

Lis McNeil RN BSN PEM
Communicable Disease/TB/STD Clinical Supervisor
lmcneil@miottawa.org
(616)393-5735

Disease Group Reportable Condition	Cases Reported in Last 4 Months**				Total Cases Reported			
	Sep-11	Oct-11	Nov-11	Dec-11	2008	2009	2010	2011
Vectorborne								
Encephalitis, Eastern Equine	-	-	-	-	-	-	-	-
Encephalitis, Powassan	-	-	-	-	-	-	-	-
Encephalitis, St. Louis	-	-	-	-	-	-	-	-
Encephalitis, Western Equine	-	-	-	-	-	-	-	-
Lyme Disease	-	-	-	-	2	6	3	4
Malaria	-	-	1	-	-	-	-	2
Rickettsial Disease - Spotted Fever	-	-	-	-	-	-	-	-
Rickettsial Disease - Typhus	-	-	-	-	-	-	-	-
West Nile Virus	-	-	-	-	-	-	1	-
Yellow Fever	-	-	-	-	-	-	-	-
Vectorborne Subtotal	-	-	1	-	2	6	4	6
Viral Hepatitis								
Hepatitis A	-	-	-	-	2	1	3	1
Hepatitis B, Acute	-	-	-	-	3	-	1	-
Hepatitis B, Chronic	2	1	-	1	25	38	27	16
Hepatitis B, Perinatal	-	-	-	-	-	-	-	-
Hepatitis C, Acute	-	1	-	1	2	-	1	4
Hepatitis C, Chronic	3	6	8	2	80	82	60	64
Hepatitis C, Unknown*	-	-	-	-	2	-	-	-
Hepatitis D	-	-	-	-	-	-	-	-
Hepatitis E	-	-	-	-	-	1	-	-
Hepatitis Non A Non B	-	-	-	-	-	-	-	-
Viral Hepatitis Subtotal	5	8	8	4	114	122	92	85
Total	2,190	3,233	2,079	2,864	28,526	34,661	31,162	33,021

* Indicates disease no longer reported into the MDSS on an individual cases basis.

** Data for cases reported in last four months is based on week case was referred to the health department



Year End Reportable Disease Summary 2011



Ottawa County Health Department
12251 James St
Holland, MI 49424

The data in the Year End Reportable Disease Summary are provisional, based on current reports in the Michigan Disease Surveillance System (MDSS) made by local health departments. The MDSS is a dynamic, continually active system: counts of disease are constantly changing as cases are investigated, confirmed as cases, or ruled out as not meeting the case definition. The Year End Reportable Disease Summary reflects this constant activity as the numbers may slightly fluctuate each year. Therefore, it should be kept in mind that numbers in the Year End Reportable Disease Summary are NOT final and should be used only to generally monitor trends over time. Suspected, probable or laboratory confirmed cases of the reportable condition are included in the report.

Specific data requests and questions should be directed towards:

Lis McNeil RN BSN PEM
Communicable Disease/TB/STD Clinical Supervisor
lmcneil@miottawa.org
(616)393-5735

Disease Group Reportable Condition	Ottawa County Cases Reported**					Michigan Cases Reported				
	2007	2008	2009	2010	2011	2007	2008	2009	2010	2011
Foodborne										
Amebiasis	-	1	1	7	-	43	50	27	29	17
Botulism - Foodborne	-	-	-	-	-	-	-	-	2	-
Campylobacter	22	39	23	56	63	890	1,037	936	1,302	1,254
Cryptosporidiosis	12	13	4	11	9	211	281	291	316	358
Escherichia coli O157:H7*	-	1	-	-	-	70	153	61	-	-
Giardiasis	20	25	31	50	15	620	596	674	690	549
Listeriosis	1	1	-	-	1	23	20	28	33	37
Norovirus	-	-	-	2	16	-	-	13	126	218
Salmonellosis	23	20	26	19	23	973	946	952	936	853
Shiga toxin, E. Coli, Non O157*	2	-	-	-	-	26	29	33	-	3
Shiga toxin, E. Coli, Unsp*	1	1	4	-	-	35	34	44	-	-
Shiga toxin-producing Escherichia coli --(STEC)	-	-	-	3	6	-	-	2	158	194
Shigellosis	1	7	5	1	7	82	260	216	263	193
Typhoid Fever	-	-	-	-	-	7	9	11	6	6
Yersinia enteritis	-	1	-	-	-	23	23	22	15	25
Foodborne Subtotal	82	109	94	149	140	3,003	3,438	3,310	3,876	3,707
Influenza										
Flu Like Disease*	19,756	28,122	34,038	30,761	32,604	403,335	414,114	702,654	382,000	409,451
Influenza	5	17	127	-	23	1,140	2,858	5,633	209	3,344
Influenza, 2009 Novel*	-	-	67	2	-	-	-	9,893	516	-
Influenza, Novel	-	-	60	-	-	1	-	1,514	1	-
Influenza Subtotal	19,761	28,139	34,292	30,763	32,627	404,476	416,972	719,694	382,726	412,795
Meningitis										
Meningitis - Aseptic	20	14	15	19	18	975	970	832	908	908
Meningitis - Bacterial Other	3	3	5	1	2	149	273	342	146	122
Meningococcal Disease	-	1	-	1	1	30	39	22	23	14
Streptococcus pneumoniae, Inv	10	8	16	18	13	649	602	660	696	669
Meningitis Subtotal	33	26	36	39	34	1,803	1,884	1,856	1,773	1,713
Other										
Anthrax	-	-	-	-	-	-	-	-	-	-
Blastomycosis	-	-	-	-	-	16	26	16	11	13
Botulism - Infant	-	-	-	-	-	-	-	-	-	-
Botulism - Other	-	-	-	-	-	-	-	1	-	-
Brucellosis	1	-	-	-	-	5	1	10	4	2
Cholera	-	-	-	-	-	1	-	1	-	2
Coccidioidomycosis	-	3	1	-	-	26	40	27	21	39
Creutzfeldt-Jakob Disease	-	1	-	-	1	14	16	18	17	16
Cryptococcosis	-	2	1	-	-	49	69	56	50	47
Cyclosporiasis	-	-	-	-	-	1	1	3	6	7
Encephalitis, Post Chickenpox	-	-	-	-	-	1	1	1	-	2
Encephalitis, Post Mumps	-	-	-	-	-	-	-	-	-	-
Encephalitis, Post Other	-	-	-	-	-	16	10	12	11	23
Encephalitis, Primary	-	-	1	-	-	31	25	10	20	24
Guillain-Barre Syndrome	1	1	2	-	2	53	54	75	59	77
Hantavirus	-	-	-	-	-	-	-	-	-	-
Hantavirus, Other	-	-	-	-	-	-	-	-	-	-
Hantavirus, Pulmonary	-	-	-	-	-	-	-	-	-	-
Hemolytic Uremic Syndrome	-	-	-	-	1	6	6	8	13	9
Hemorrhagic Fever	-	-	-	-	-	-	-	-	-	-
Hepatitis - Unspecified	-	-	-	-	-	1	3	1	2	5
Histoplasmosis	10	-	6	7	24	126	93	62	89	147
Kawasaki	1	1	1	2	-	70	74	73	77	74
Legionellosis	2	1	3	2	2	189	181	180	200	205
Leprosy	-	-	-	-	-	2	-	1	-	-
Leptospirosis	-	-	-	-	-	3	1	-	-	2
Plague	-	-	-	-	-	-	-	-	-	-
Psittacosis	-	-	-	-	-	2	-	-	1	-
Q Fever*	-	-	-	-	1	-	2	1	4	9
Q Fever Acute	-	-	-	-	1	-	2	1	4	9
Q Fever Chronic	-	-	-	-	-	-	-	-	3	-
Rabies Human	-	-	-	-	-	-	-	1	-	-
Reye Syndrome	-	-	-	-	-	-	-	-	-	-
Rheumatic Fever	-	-	-	-	-	2	4	2	5	1
Rubella - Congenital	-	-	-	-	-	-	-	-	-	-
Streptococcus pneumoniae, Drug Resistant	-	-	-	-	2	4	23	26	52	55
Streptococcal Dis, Inv, Grp A	4	2	1	3	8	209	192	160	180	293

Disease Group Reportable Condition	Ottawa County Cases Reported**					Michigan Cases Reported				
	2007	2008	2009	2010	2011	2007	2008	2009	2010	2011
Other										
Streptococcal Toxic Shock	-	-	-	1	-	2	1	-	2	6
Toxic Shock	-	-	2	-	-	8	10	7	10	5
Trachoma	-	-	-	-	-	3	2	1	3	1
Trichinosis	-	-	-	-	-	-	-	1	-	1
Tularemia	-	-	-	-	-	-	-	-	-	-
Vibriosis - Non Cholera	-	-	-	-	-	-	3	2	9	9
VISA	-	-	-	-	-	2	6	5	4	5
VRSA	-	-	-	-	-	2	-	1	-	-
Other Subtotal	19	11	18	15	42	844	846	763	857	1,088
STD										
Chancroid	-	-	-	-	-	-	-	-	-	1
Chlamydia (Genital)	478	563	500	493	571	38,759	42,502	46,554	47,973	49,118
Gonorrhea	58	101	57	79	66	15,784	16,112	14,566	13,203	12,799
Granuloma Inguinale	-	-	-	-	-	-	-	1	-	-
Lymphogranuloma venereum	-	-	-	-	-	-	-	-	1	1
Syphilis - Congenital	-	-	-	-	-	12	8	10	2	5
Syphilis - Early Latent	-	-	1	1	-	75	96	156	121	132
Syphilis - Late Latent	-	1	-	-	-	122	73	87	148	173
Syphilis - Late with Manifestations	-	1	-	1	-	8	9	20	12	22
Syphilis - Latent of Unknown Duration	-	2	1	1	1	138	129	138	162	153
Syphilis - Primary	-	-	-	-	1	39	62	65	54	90
Syphilis - Secondary	1	1	-	3	3	88	135	166	180	197
STD Subtotal	537	669	559	578	642	55,025	59,126	61,763	61,856	62,691
Tuberculosis										
Tuberculosis	6	5	2	6	4	407	191	147	177	170
Mycobacterium - Other	-	-	-	2	14	-	21	11	110	860
Tuberculosis Subtotal	6	5	2	8	18	407	212	158	287	1,030
VPD										
Chickenpox (Varicella)	187	114	60	44	23	4,138	2,843	1,887	1,442	1,033
Diphtheria	-	-	-	-	-	-	-	-	-	-
H. influenzae Disease - Inv.	-	1	-	-	3	30	30	25	36	76
Measles	-	-	-	-	-	3	4	-	-	2
Mumps	-	-	-	-	-	29	39	21	48	20
Pertussis	5	5	31	46	39	274	347	900	1,577	666
Polio	-	-	-	-	-	-	-	-	-	-
Rubella	-	-	-	-	-	3	-	-	-	-
Shingles	-	-	-	1	3	90	102	140	193	205
Tetanus	-	-	-	-	-	-	1	-	2	4
VZ Infection, Unspecified	-	-	-	1	1	-	-	65	118	105
VPD Subtotal	192	120	91	92	69	4,567	3,366	3,038	3,416	2,111
Vectorborne										
Dengue Fever	2	-	-	-	-	13	11	6	9	7
Ehrlichiosis*	-	-	-	-	-	-	-	-	-	-
Ehrlichiosis, Anaplasma phagocytophilum	-	-	-	-	-	-	-	-	-	-
Ehrlichiosis, Ehrlichia chaffeensis	-	-	-	-	-	-	-	6	2	4
Ehrlichiosis, Ehrlichia ewingii	-	-	-	-	-	-	-	-	-	-
Ehrlichiosis, human granulocytic*	-	-	-	-	-	-	-	-	-	-
Ehrlichiosis, human monocytic*	-	-	-	-	-	-	3	-	-	-
Ehrlichiosis, human other/undetermined	-	-	-	-	-	-	-	-	-	-
Ehrlichiosis human, other, unsp*	-	-	-	-	-	-	-	-	-	-
Encephalitis, California	-	-	-	-	-	1	-	-	2	1
Encephalitis, Eastern Equine	-	-	-	-	-	-	-	-	3	-
Encephalitis, Powassan	-	-	-	-	-	-	-	-	-	-
Encephalitis, St. Louis	-	-	-	-	-	-	1	-	2	-
Encephalitis, Western Equine	-	-	-	-	-	-	-	-	-	-
Lyme Disease	3	2	6	3	4	68	92	103	96	105
Malaria	-	-	-	-	2	23	17	32	34	35
Rickettsial Disease - Spotted Fever	1	-	-	-	-	3	3	5	2	5
Rickettsial Disease - Typhus	-	-	-	-	-	-	-	-	1	-
West Nile Virus	-	-	-	1	-	20	20	1	29	34
Yellow Fever	-	-	-	-	-	-	-	-	-	-
Vectorborne Subtotal	6	2	6	4	6	128	147	153	180	191
Viral Hepatitis										
Hepatitis A	4	2	1	3	1	118	133	91	88	82
Hepatitis B, Acute	5	3	-	1	-	135	168	170	142	138
Hepatitis B, Chronic	18	25	38	27	16	1,813	1,971	1,863	1,609	1,366
Hepatitis B, Perinatal	-	-	-	-	-	2	2	-	-	1
Hepatitis C, Acute	4	2	-	1	4	151	174	38	55	121

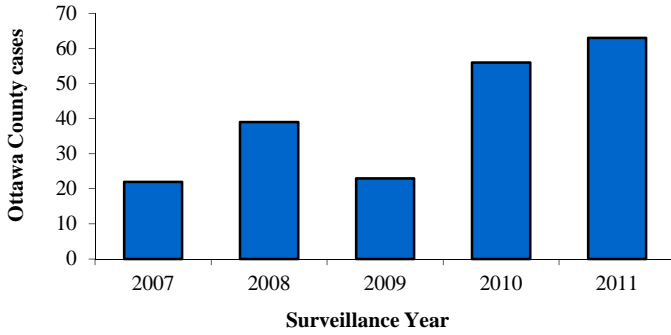
Disease Group Reportable Condition	<u>Ottawa County Cases Reported**</u>					<u>Michigan Cases Reported</u>				
	2007	2008	2009	2010	2011	2007	2008	2009	2010	2011
Viral Hepatitis Hepatitis C, Chronic	85	80	82	60	64	6,681	8,467	7,729	7,207	7,995
Hepatitis C, Unknown*	1	2	-	-	-	17	223	-	11	12
Hepatitis D	-	-	-	-	-	1	1	-	4	3
Hepatitis E	-	-	1	-	-	-	10	8	8	15
Hepatitis Non A Non B	-	-	-	-	-	-	-	-	-	-
Viral Hepatitis Subtotal	117	114	122	92	85	8,918	11,149	9,899	9,124	9,733
Total	20,216	28,526	34,661	31,162	33,021	479,558	499,164	816,539	510,847	570,457

* Indicates disease no longer reported into the MDSS on an individual cases basis.

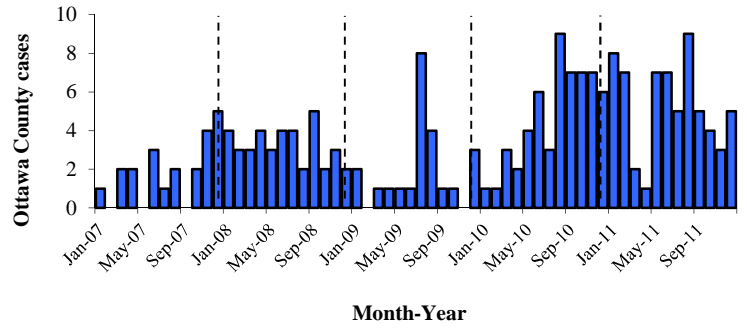
** Data for cases reported is based on week case was referred to the health department

Foodborne Illness:

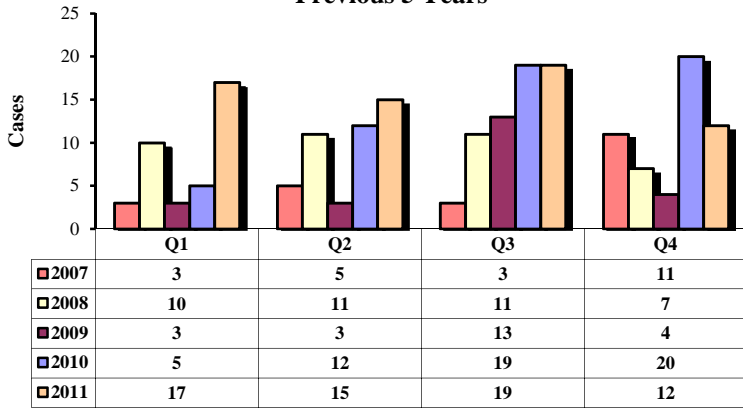
Campylobacter cases in Ottawa County Previous 5 Years



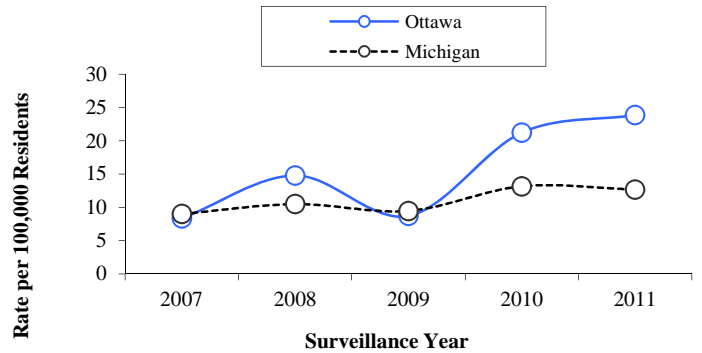
Campylobacter cases in Ottawa County by month Previous 5 Years



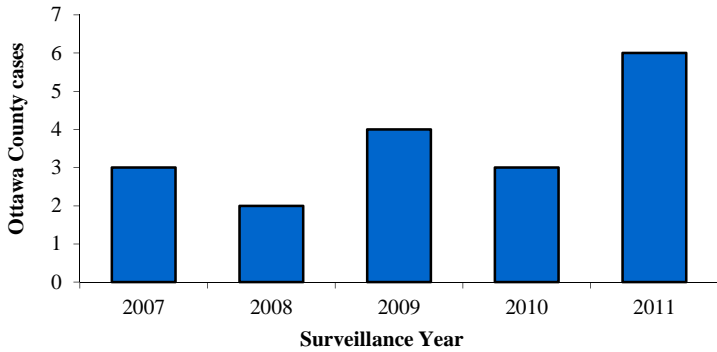
Campylobacter cases in Ottawa County by quarter Previous 5 Years



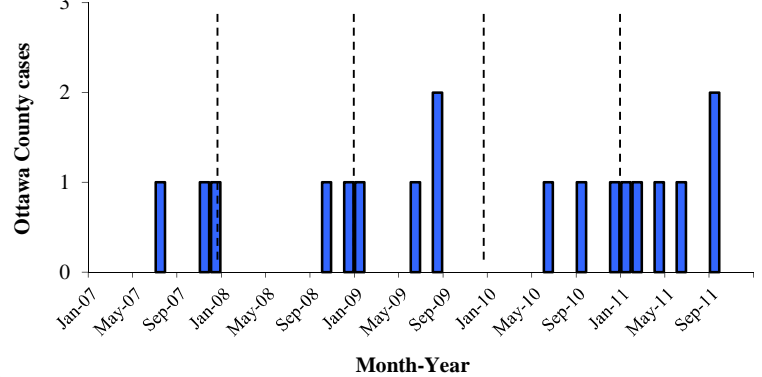
Campylobacter Cases per 100,000



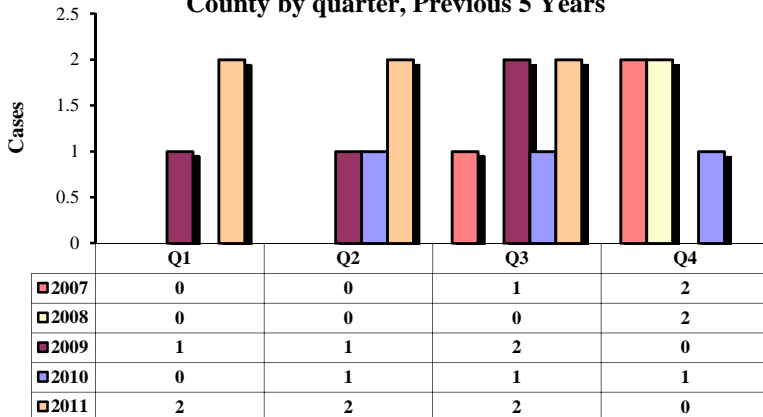
Shiga toxin-producing Escherichia coli (STEC) cases in Ottawa County, Previous 5 Years



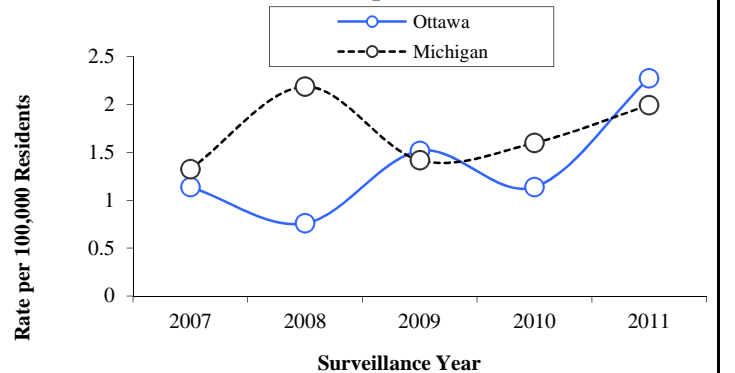
Shiga toxin-producing Escherichia coli (STEC) cases in Ottawa County by month, Previous 5 Years



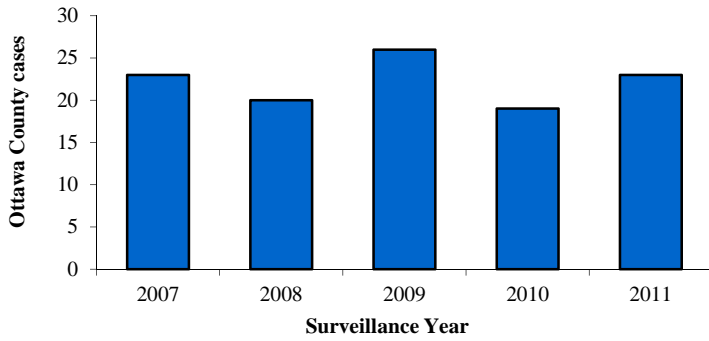
Shiga toxin-producing Escherichia coli (STEC) cases in Ottawa County by quarter, Previous 5 Years



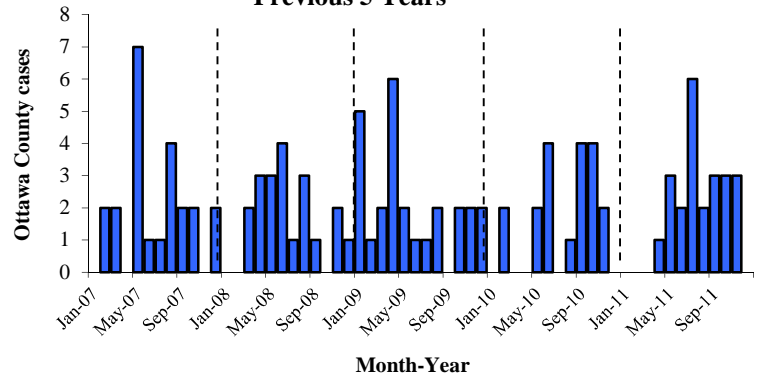
Shiga toxin-producing Escherichia coli (STEC) cases per 100,000



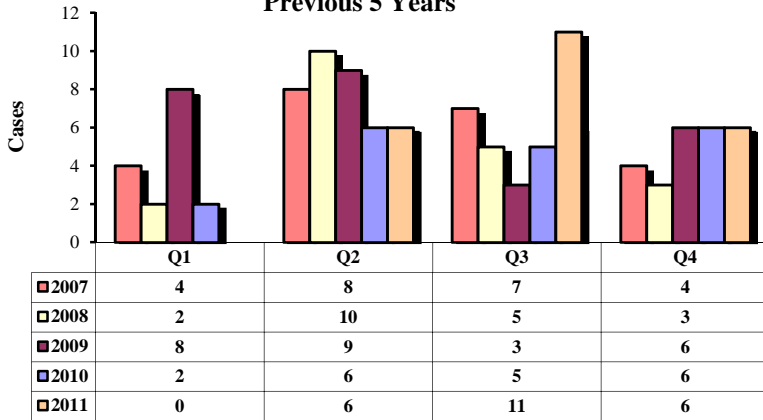
**Salmonella cases in Ottawa County
Previous 5 Years**



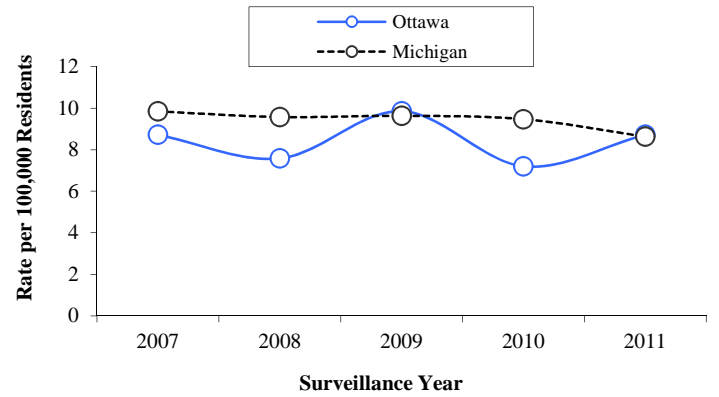
**Salmonella cases in Ottawa County by month
Previous 5 Years**



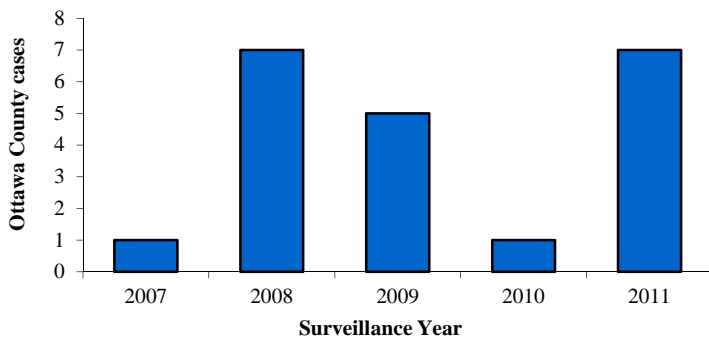
**Salmonella cases in Ottawa County by quarter
Previous 5 Years**



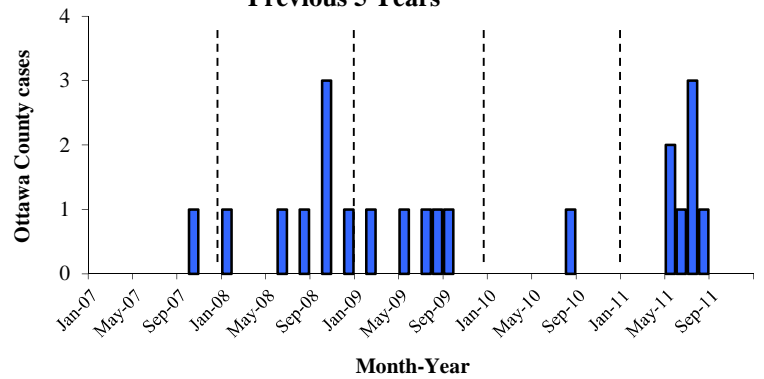
Salmonella cases per 100,000



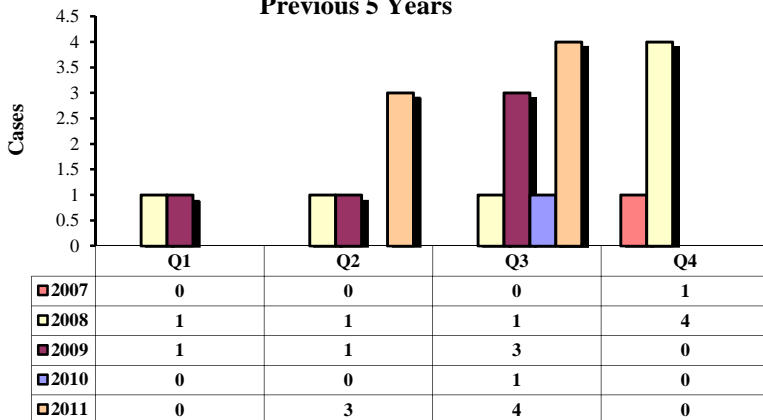
**Shigellosis cases in Ottawa County
Previous 5 Years**



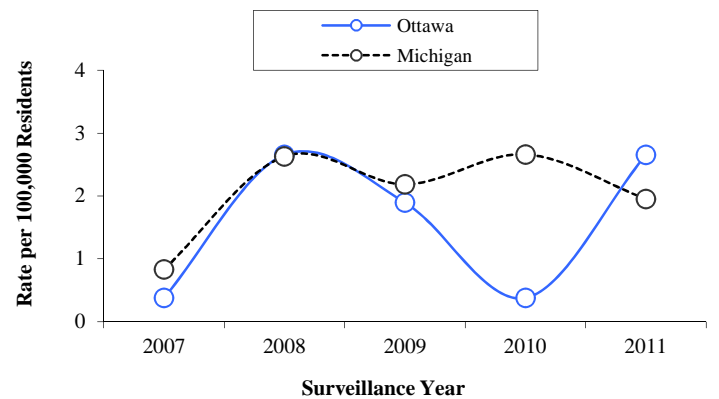
**Shigellosis cases in Ottawa County by month
Previous 5 Years**



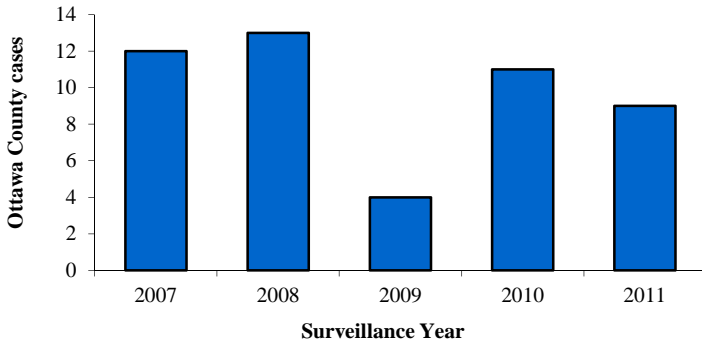
**Shigellosis cases in Ottawa County by quarter
Previous 5 Years**



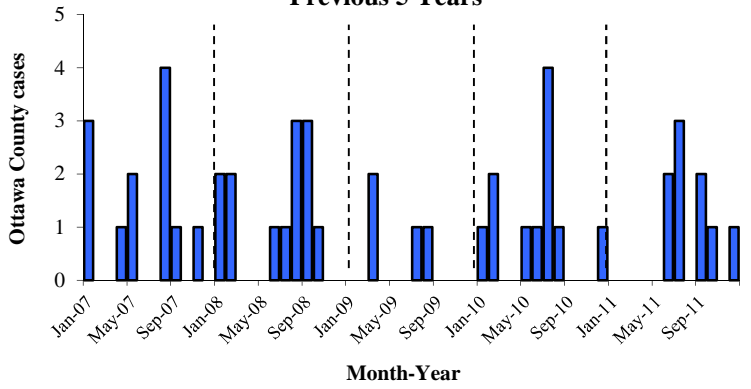
Shigellosis cases per 100,000



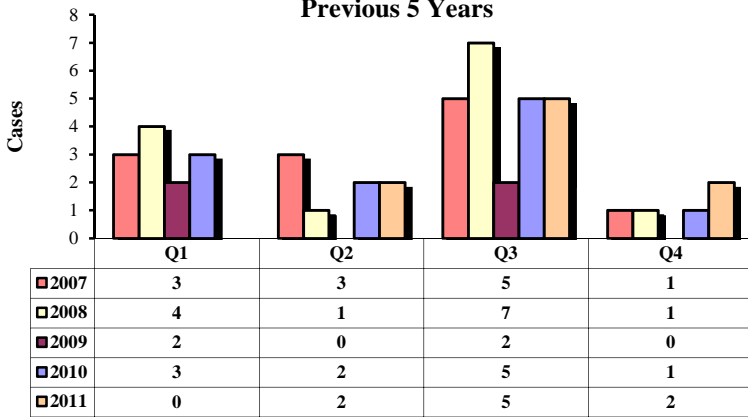
Cryptosporidiosis cases in Ottawa County Previous 5 Years



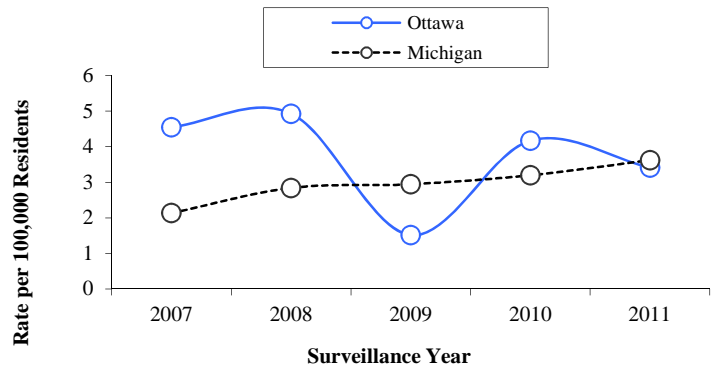
Cryptosporidiosis cases in Ottawa County by month Previous 5 Years



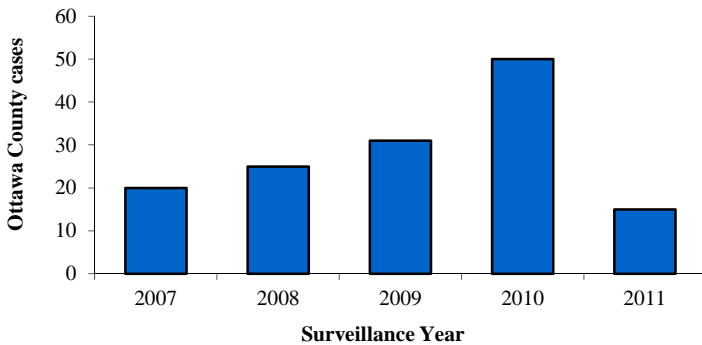
Cryptosporidiosis cases in Ottawa County by quarter Previous 5 Years



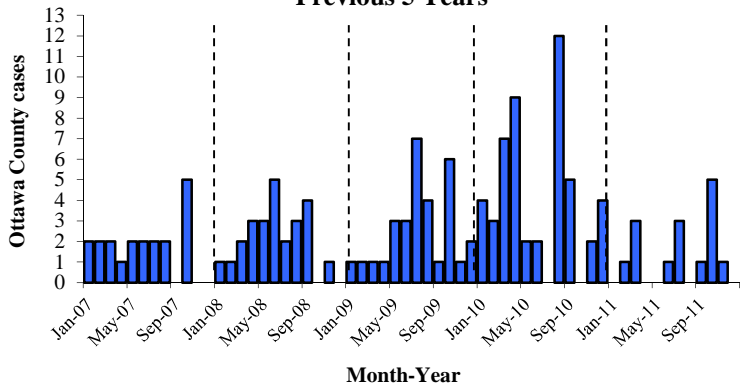
Cryptosporidiosis Cases per 100,000



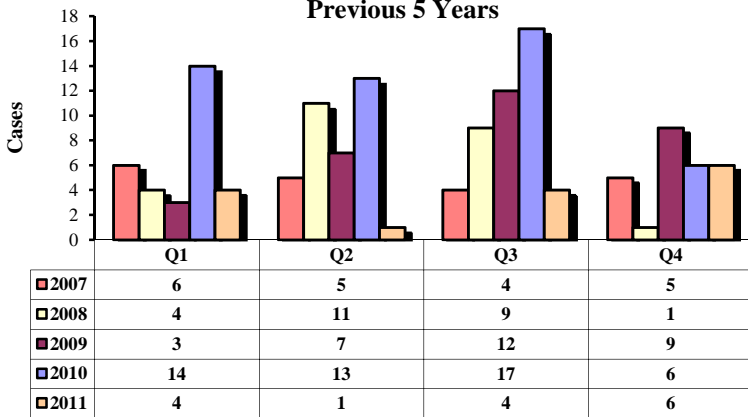
Giardia cases in Ottawa County Previous 5 Years



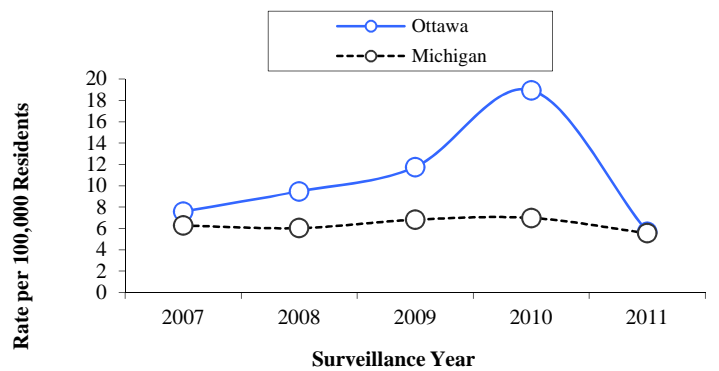
Giardia cases in Ottawa County by month Previous 5 Years



Giardia cases in Ottawa County by quarter Previous 5 Years

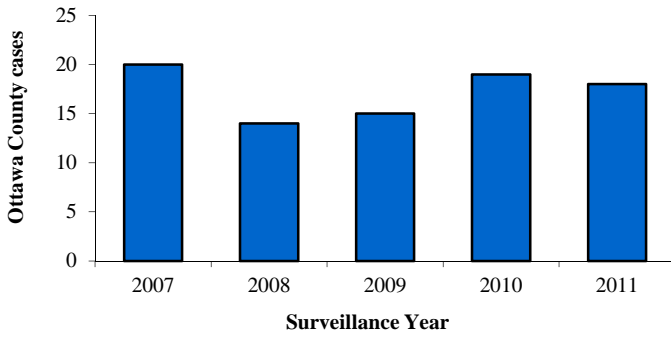


Giardia Cases per 100,000

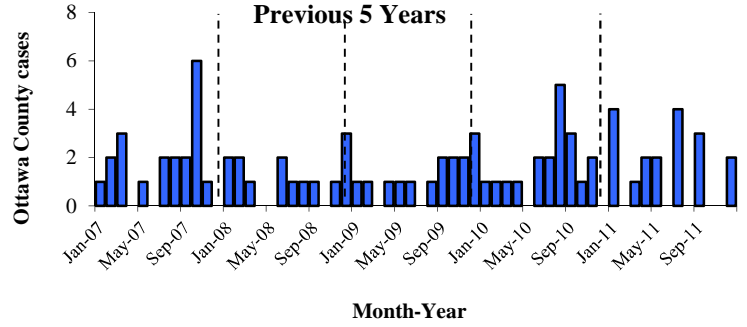


Meningitis:

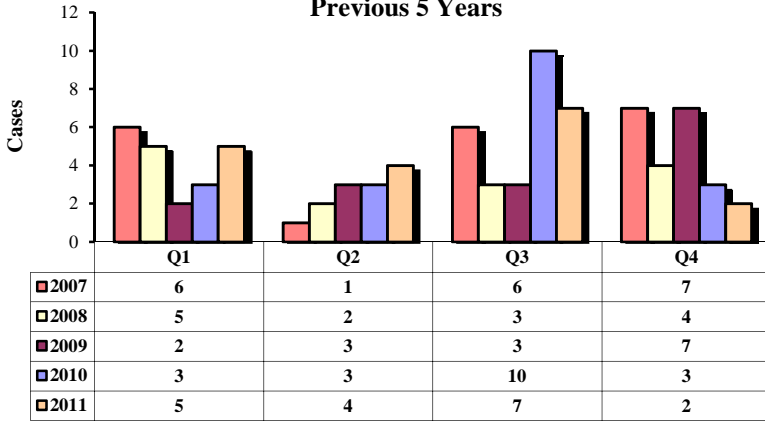
Aseptic Meningitis cases in Ottawa County Previous 5 Years



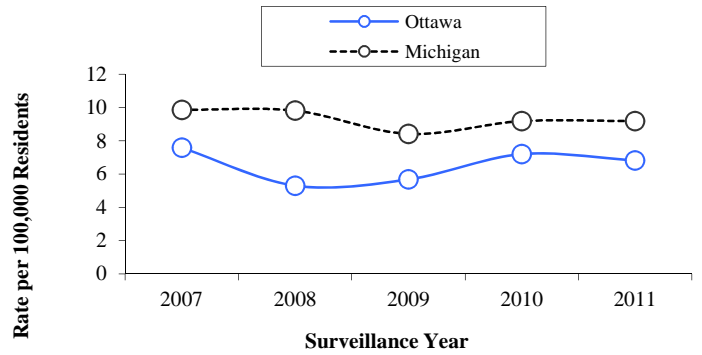
Aseptic Meningitis cases in Ottawa County by month Previous 5 Years



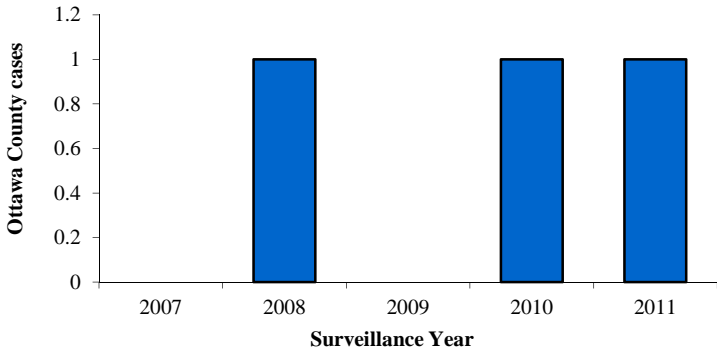
Aseptic Meningitis cases in Ottawa County by quarter Previous 5 Years



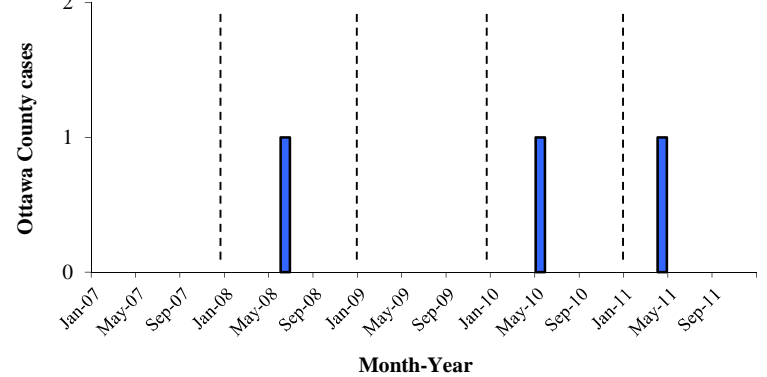
Aseptic Meningitis Cases per 100,000




Meningococcal cases in Ottawa County Previous 5 Years



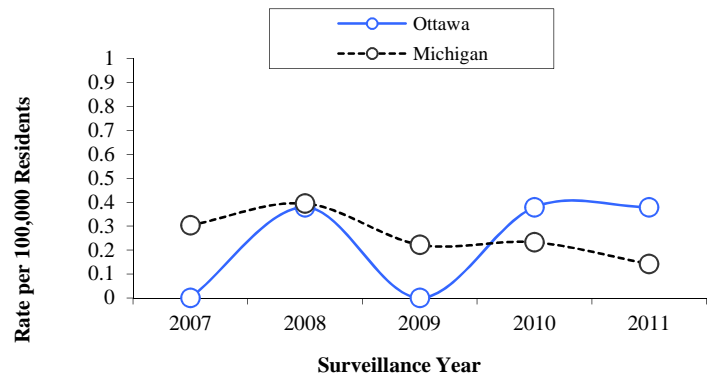
Meningococcal cases in Ottawa County by month Previous 5 Years



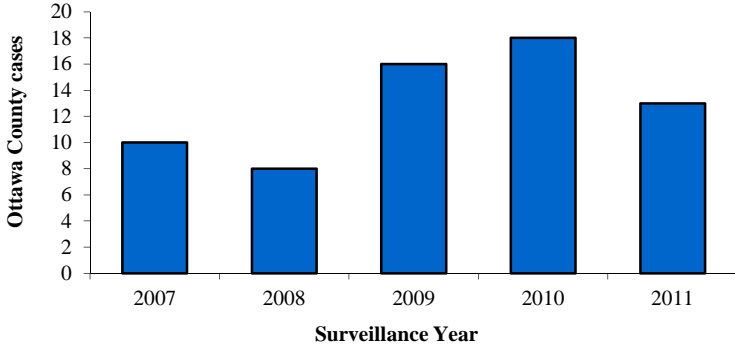
Meningococcal cases in Ottawa County by quarter Previous 5 Years



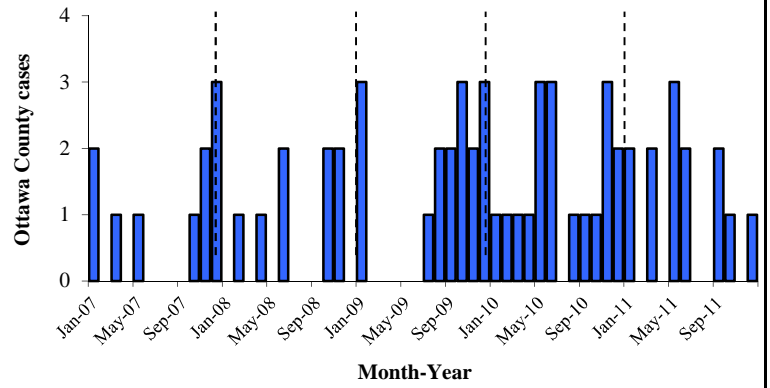
Meningococcal cases per 100,000



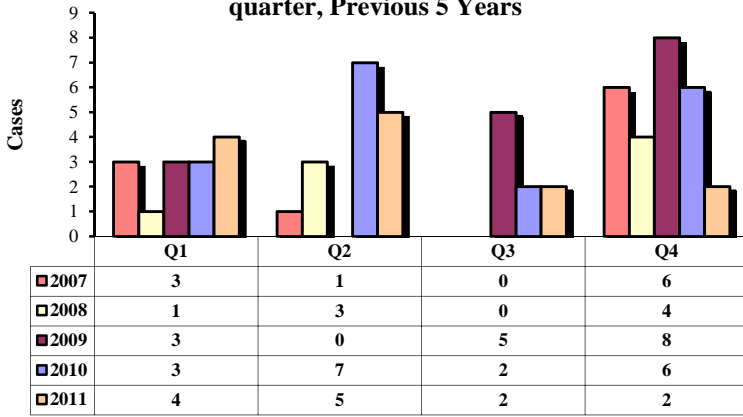
Invasive *Streptococcus pneumoniae* cases in Ottawa County Previous 5 Years



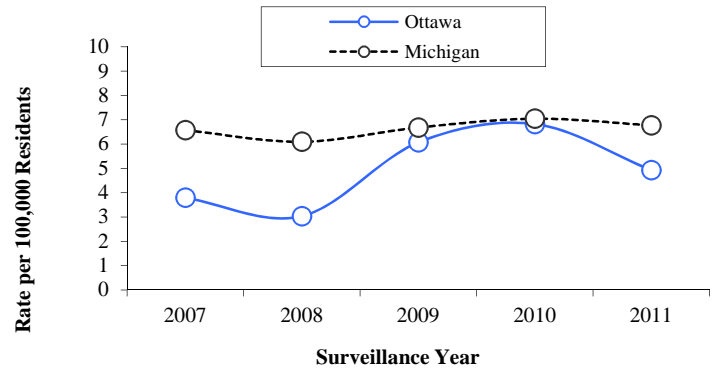
Invasive *Streptococcus pneumoniae* cases in Ottawa County by month, Previous 5 Years



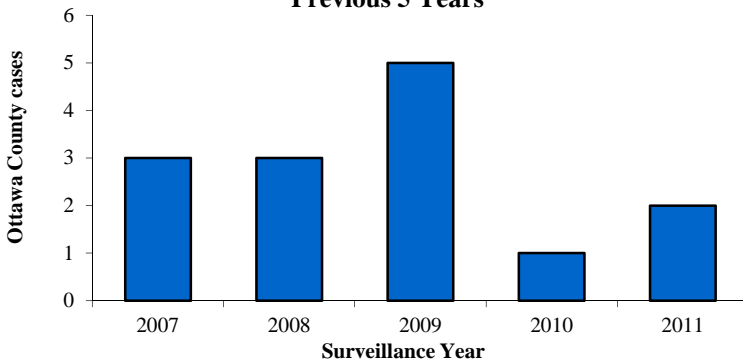
Invasive *Streptococcus pneumoniae* cases in Ottawa County by quarter, Previous 5 Years



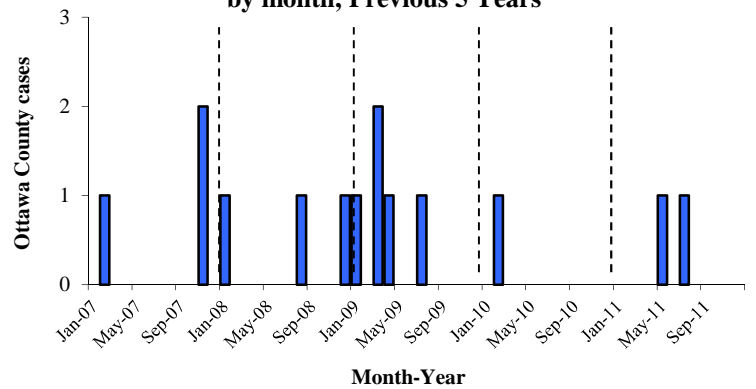
Invasive *Streptococcus pneumoniae* Cases per 100,000



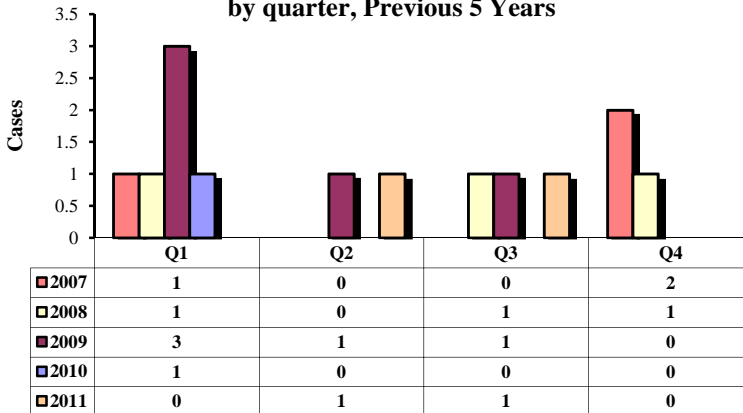
Meningitis Bacterial, Other cases in Ottawa County Previous 5 Years



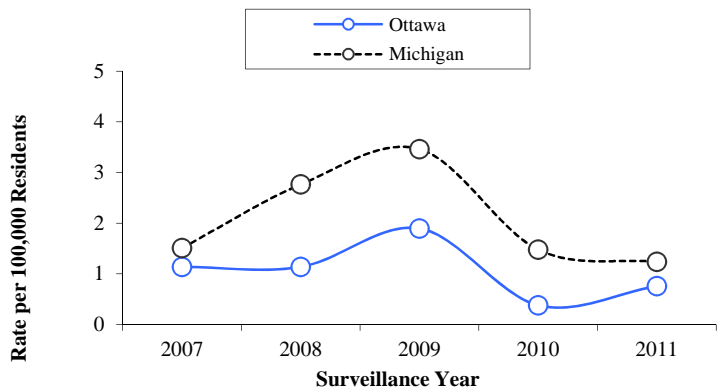
Meningitis Bacterial, Other cases in Ottawa County by month, Previous 5 Years



Meningitis Bacterial, Other Cases in Ottawa County by quarter, Previous 5 Years

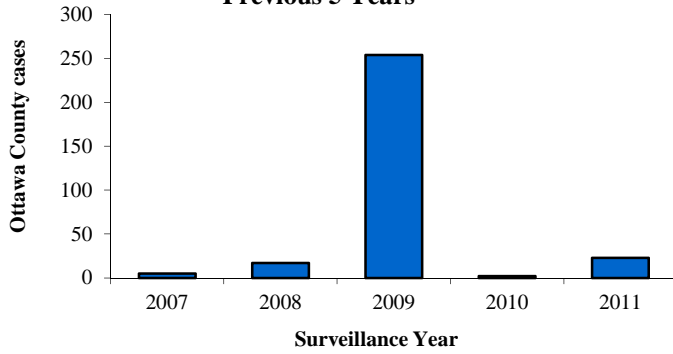


Meningitis Bacterial, Other Cases per 100,000

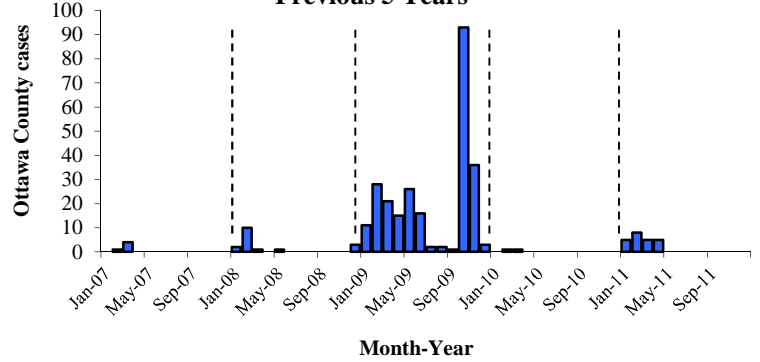


Influenza:

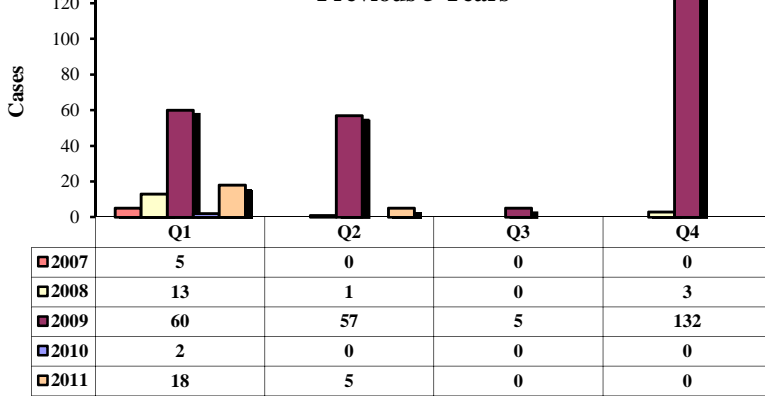
Influenza cases* in Ottawa County Previous 5 Years



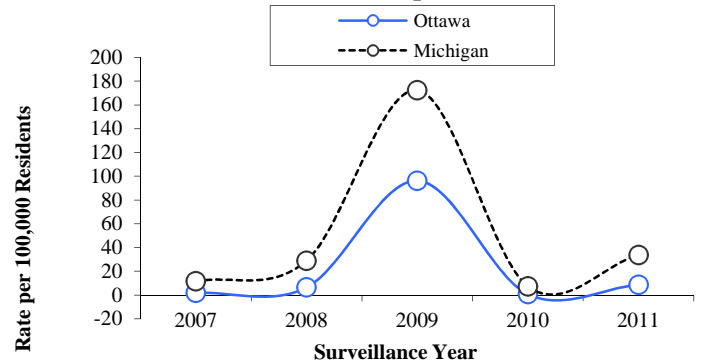
Influenza cases* in Ottawa County by month Previous 5 Years



Influenza cases* in Ottawa County by quarter Previous 5 Years

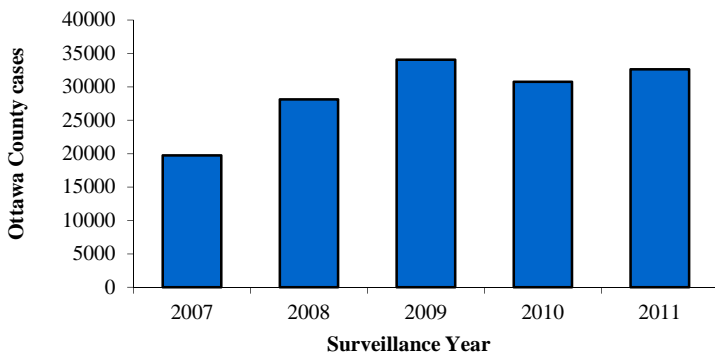


Influenza Cases* per 100,000

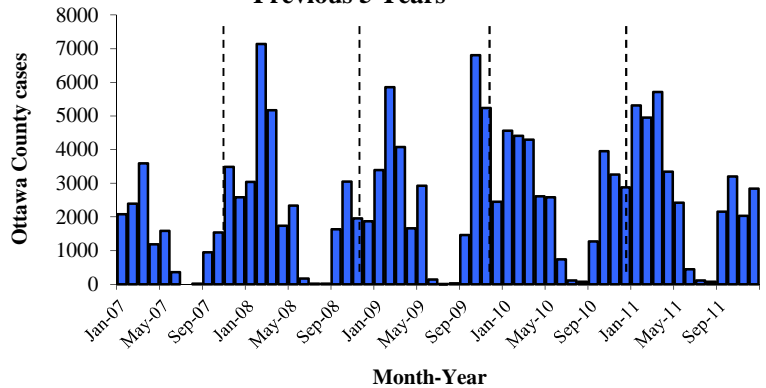


*Includes reported cases of seasonal influenza, novel influenza, and 2009 pandemic H1N1 influenza A

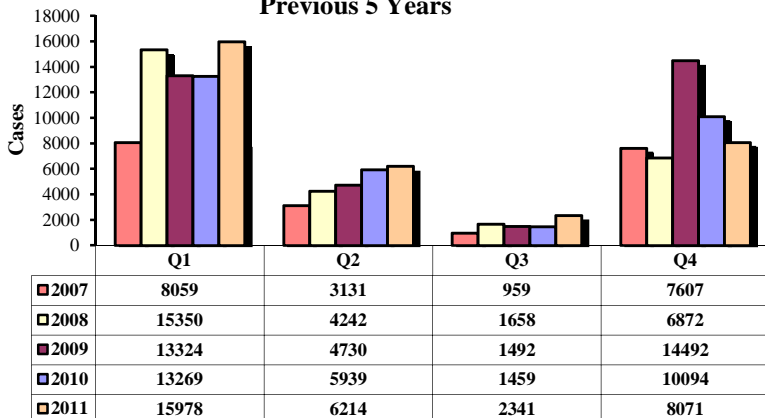
Flu-like Disease cases in Ottawa County Previous 5 Years



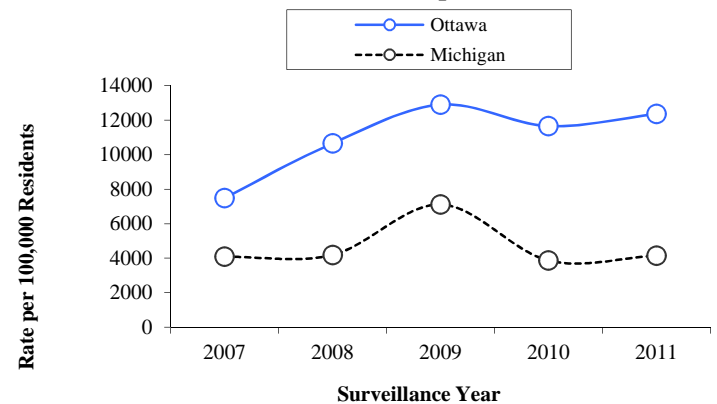
Flu-like Disease cases in Ottawa County by month Previous 5 Years



Flu-like Disease cases in Ottawa County by quarter Previous 5 Years

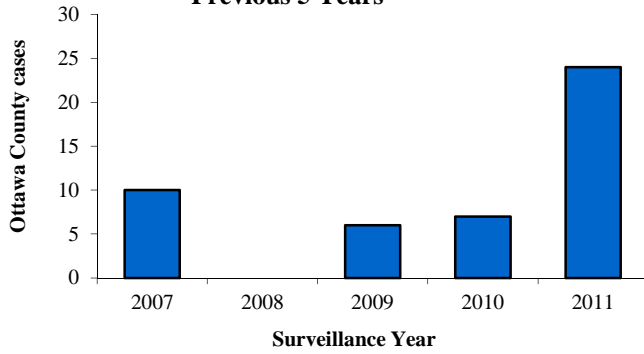


Flu-like Disease cases per 100,000

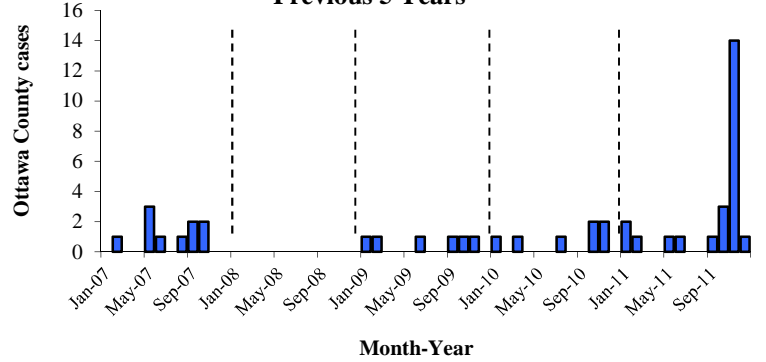


Other Illnesses:

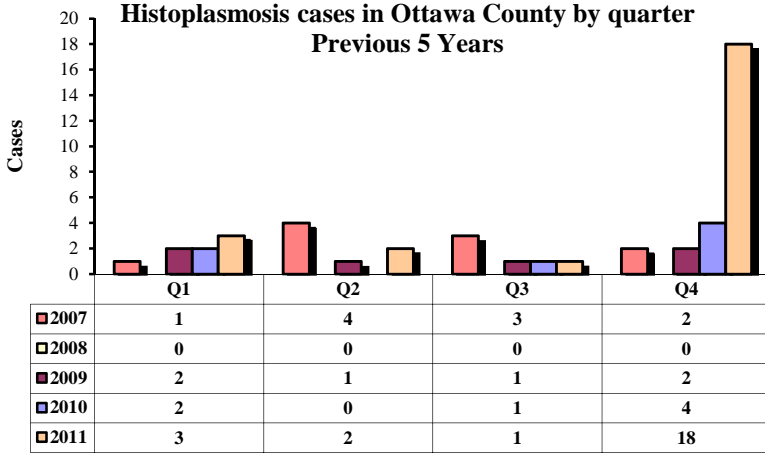
Histoplasmosis cases in Ottawa County Previous 5 Years



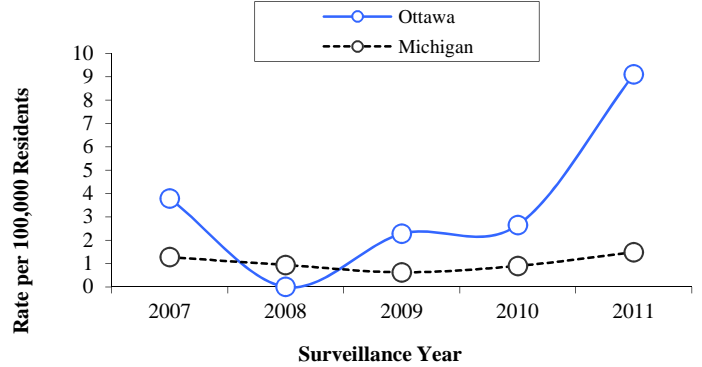
Histoplasmosis cases in Ottawa County by month Previous 5 Years



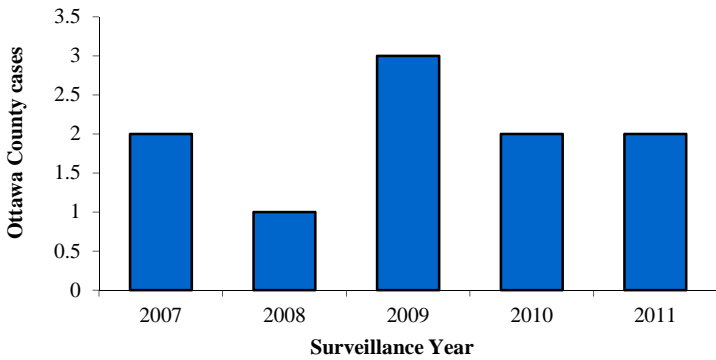
Histoplasmosis cases in Ottawa County by quarter Previous 5 Years



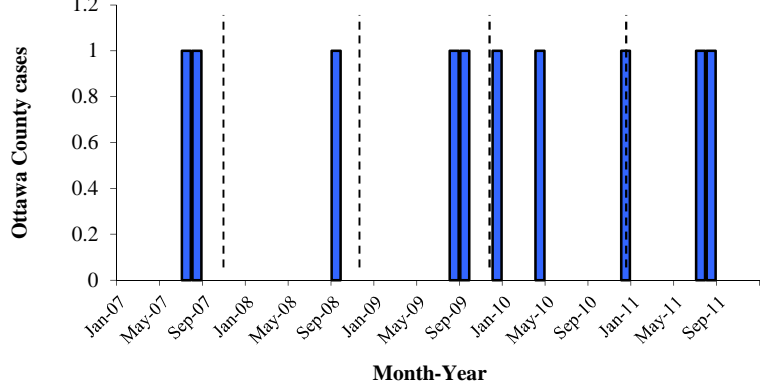
Histoplasmosis cases per 100,000



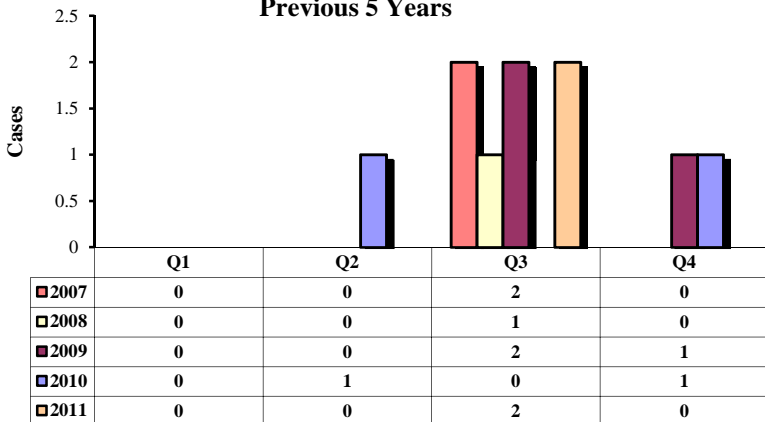
Legionellosis cases in Ottawa County Previous 5 Years



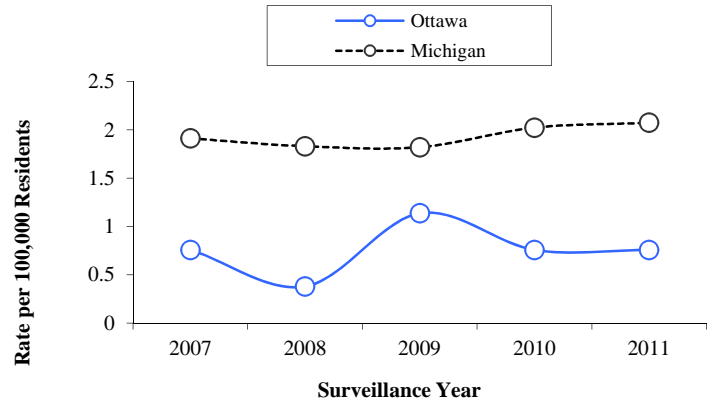
Legionellosis cases in Ottawa County by month Previous 5 Years



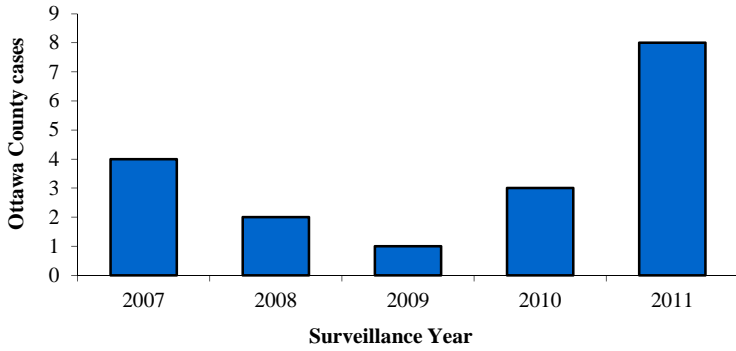
Legionellosis cases in Ottawa County by quarter Previous 5 Years



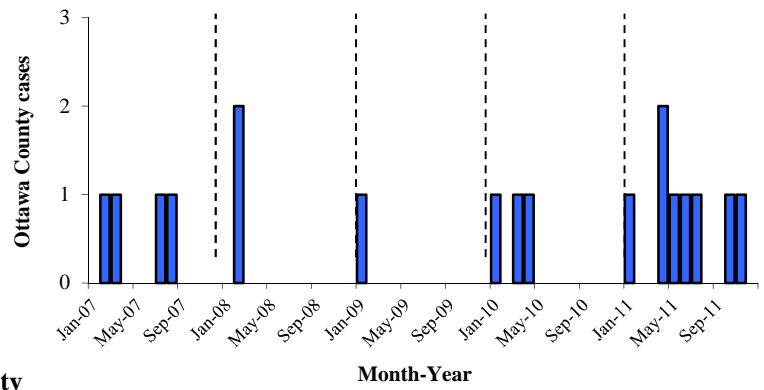
Legionellosis cases per 100,000



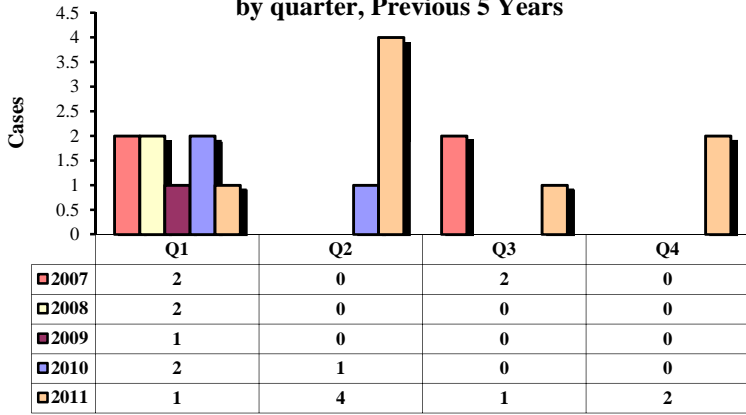
Drug Resistant *Streptococcus pneumoniae* cases in Ottawa County, Previous 5 Years



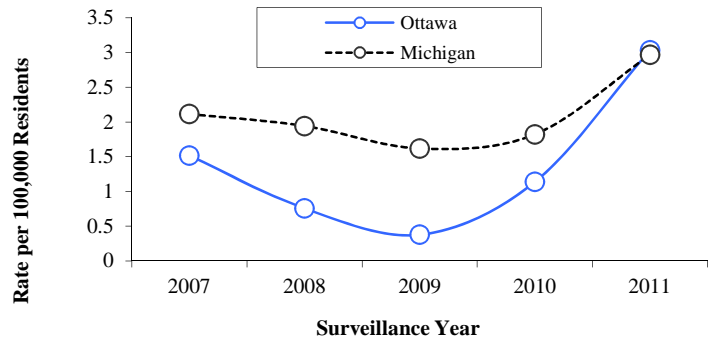
Drug Resistant *Streptococcus pneumoniae* cases in Ottawa County by month, Previous 5 Years



Drug Resistant *Streptococcus pneumoniae* cases in Ottawa County by quarter, Previous 5 Years

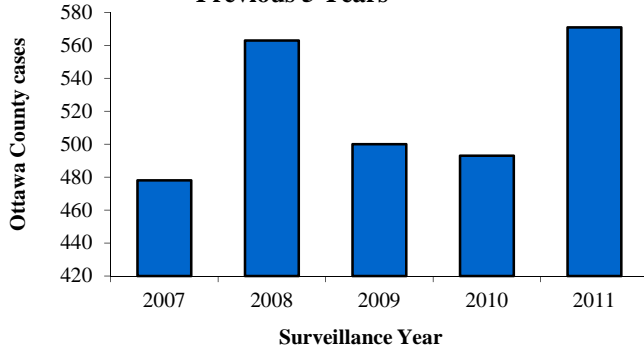


Drug Resistant *Streptococcus pneumoniae* Cases per 100,000

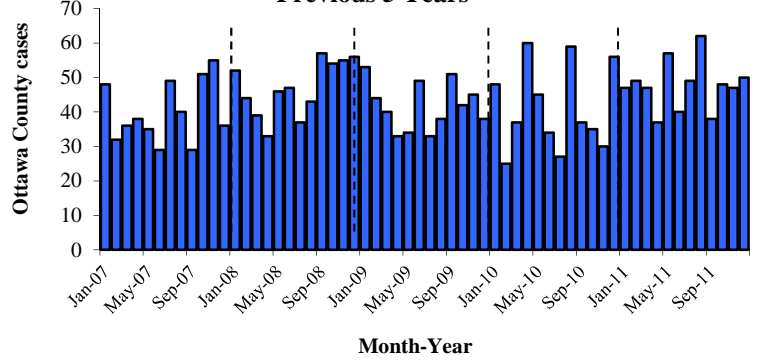


Sexually Transmitted Diseases:

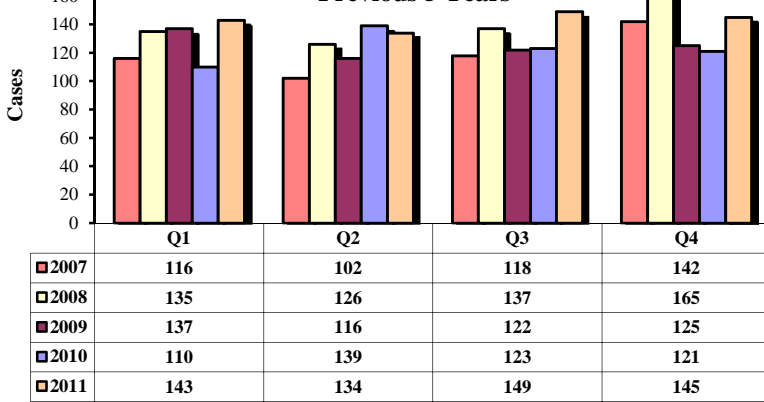
Chlamydia cases in Ottawa County Previous 5 Years



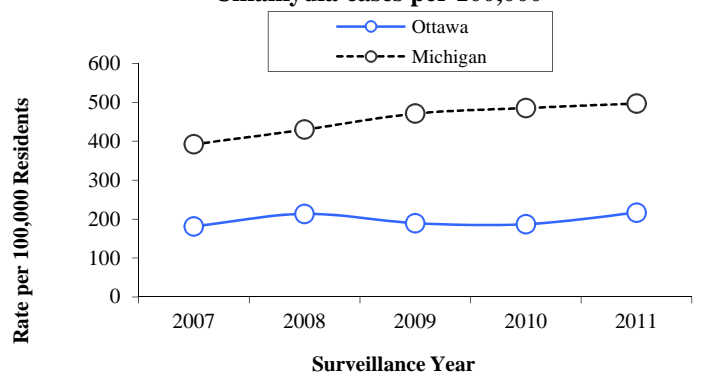
Chlamydia cases in Ottawa County by month Previous 5 Years



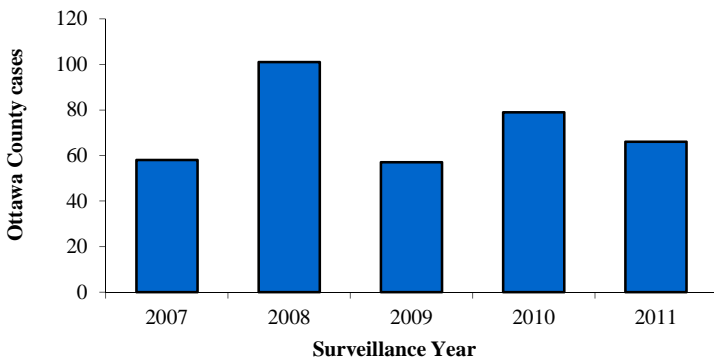
Chlamydia cases in Ottawa County by quarter Previous 5 Years



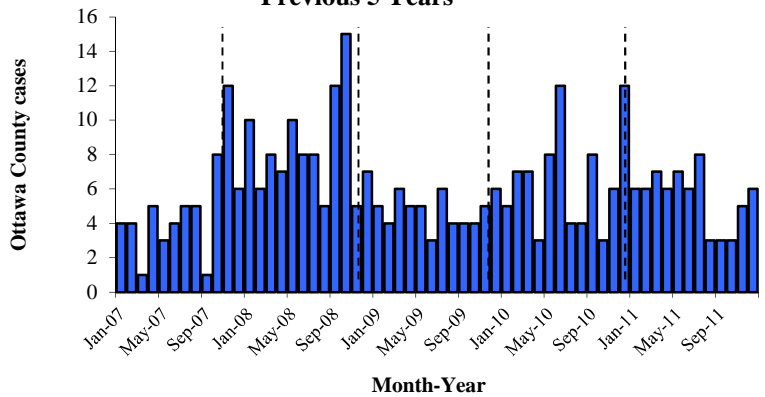
Chlamydia cases per 100,000



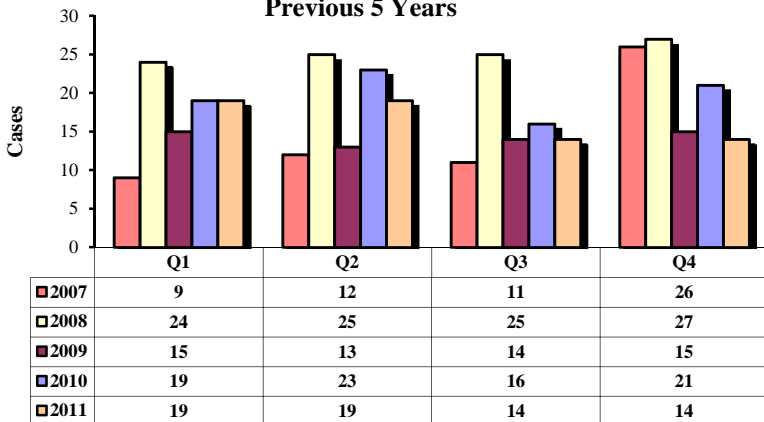
Gonorrhea cases in Ottawa County Previous 5 Years



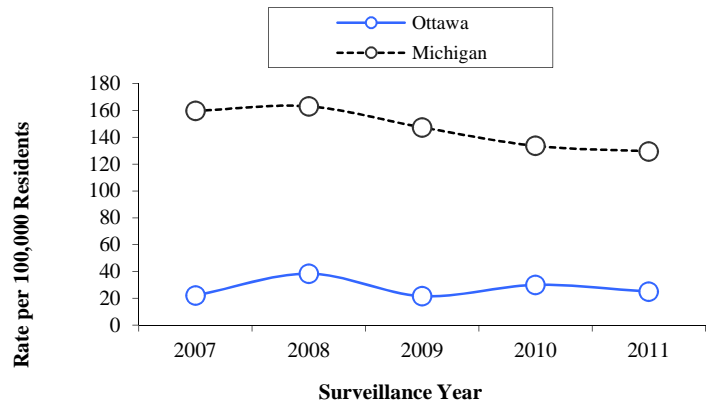
Gonorrhea cases in Ottawa County by month Previous 5 Years



Gonorrhea cases in Ottawa County by quarter Previous 5 Years

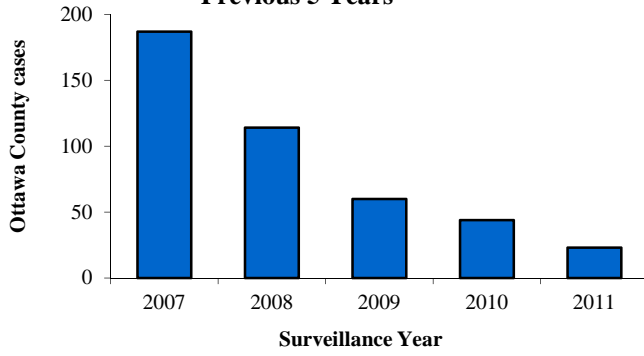


Gonorrhea cases per 100,000

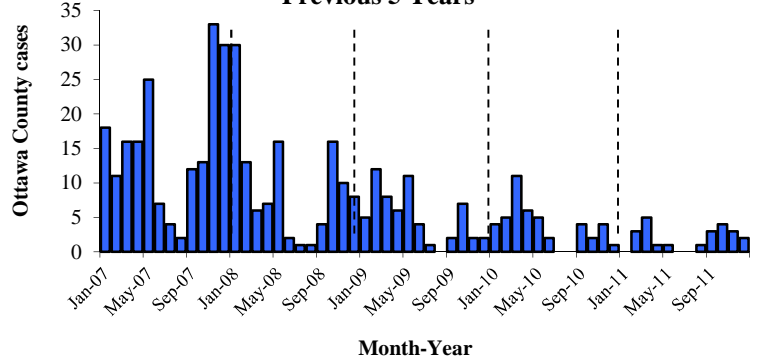


Vaccine Preventable Diseases:

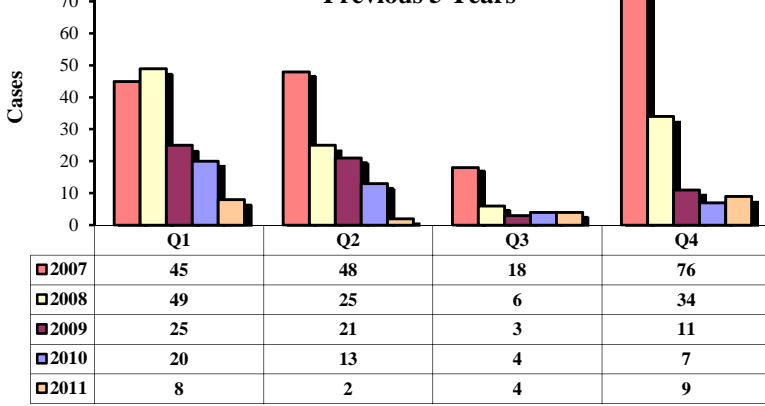
Chickenpox cases in Ottawa County Previous 5 Years



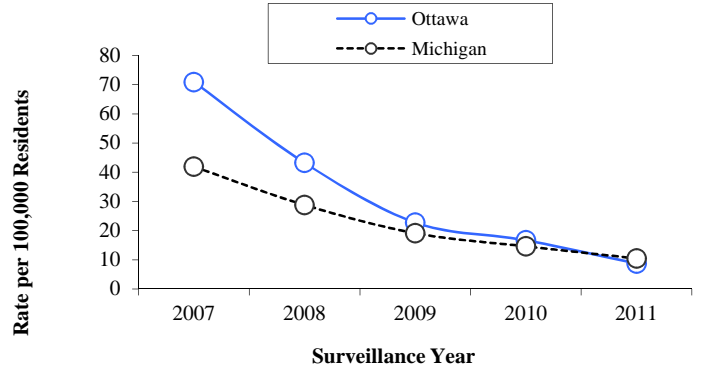
Chickenpox cases in Ottawa County by month Previous 5 Years



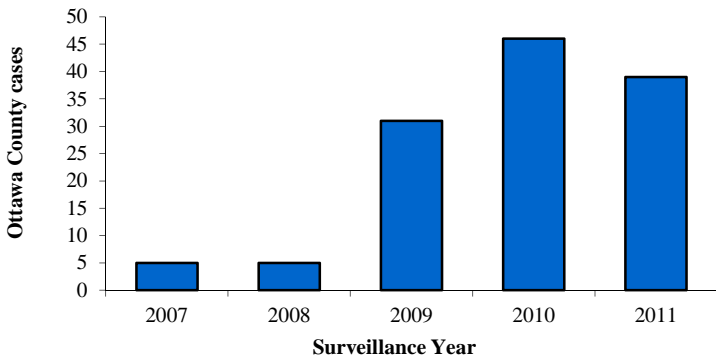
Chickenpox cases in Ottawa County by quarter Previous 5 Years



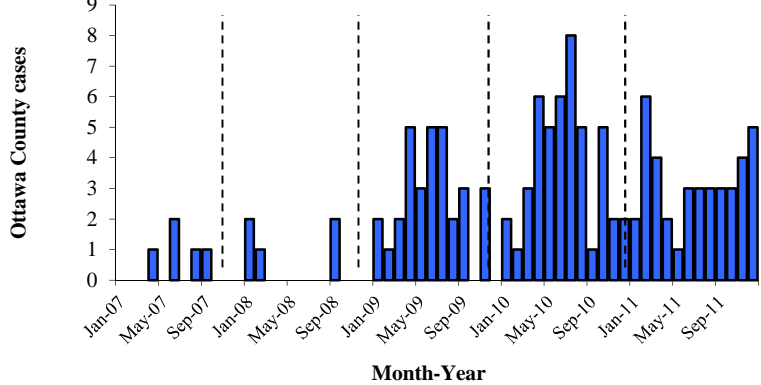
Chickenpox cases per 100,000



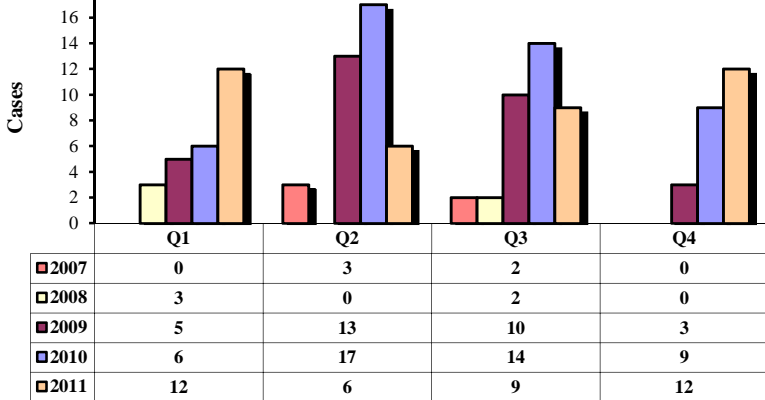
Pertussis cases in Ottawa County Previous 5 Years



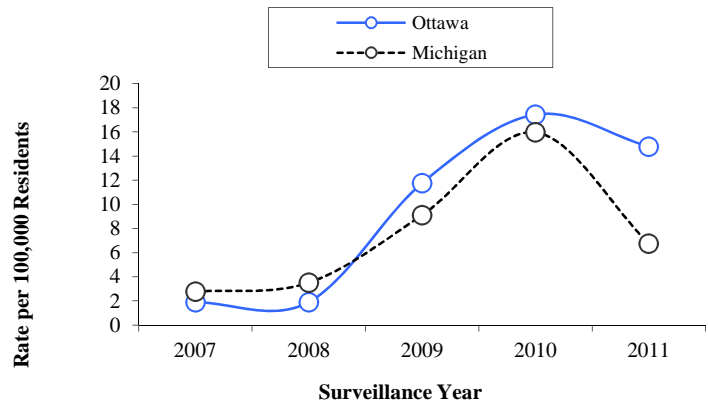
Pertussis cases in Ottawa County by month Previous 5 Years



Pertussis cases in Ottawa County by quarter Previous 5 Years

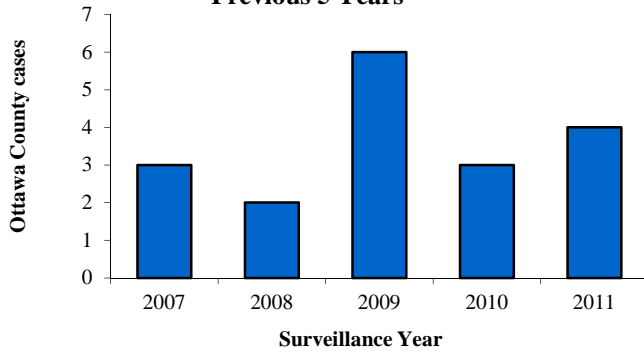


Pertussis cases per 100,000

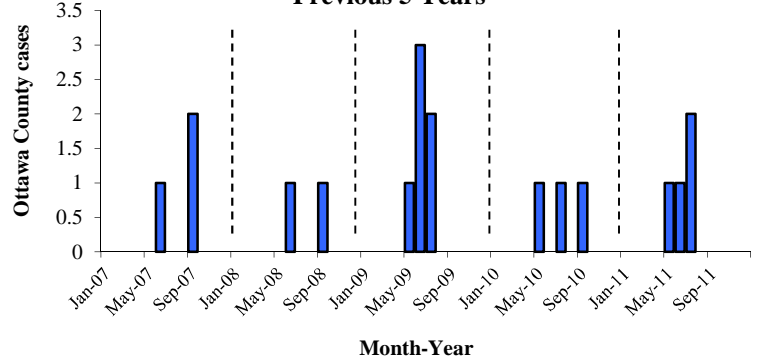


Vectorborne Diseases:

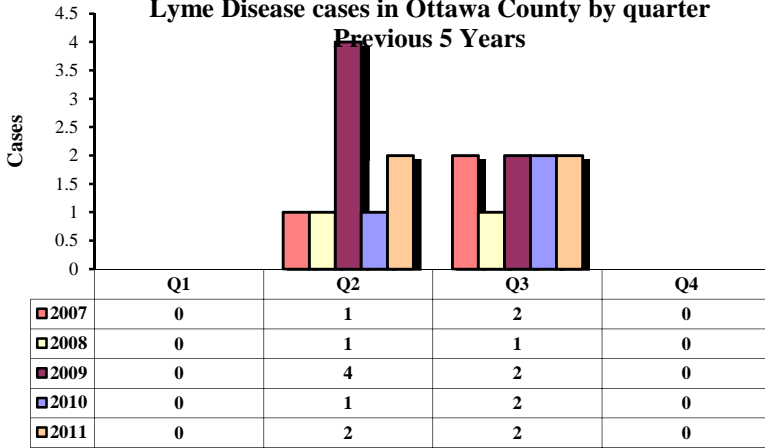
Lyme Disease cases in Ottawa County Previous 5 Years



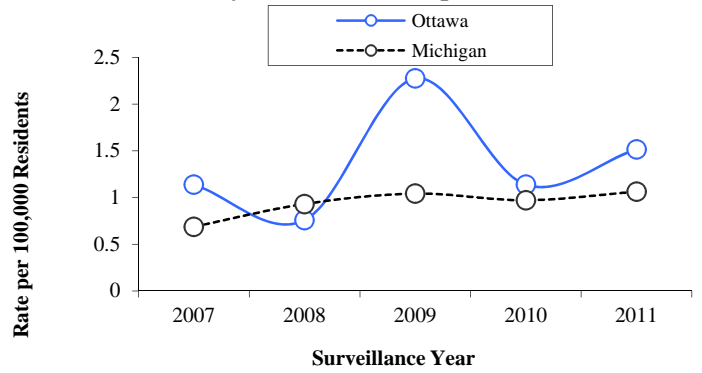
Lyme Disease cases in Ottawa County by month Previous 5 Years



Lyme Disease cases in Ottawa County by quarter Previous 5 Years

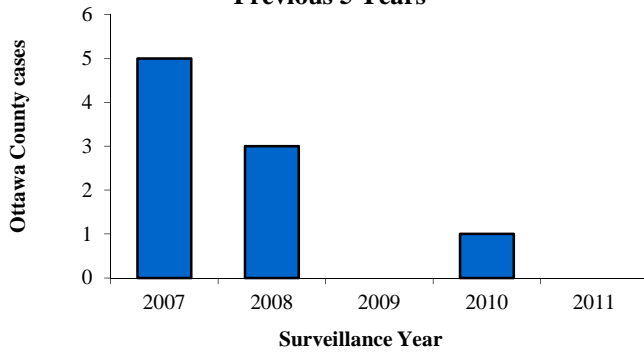


Lyme Disease cases per 100,000

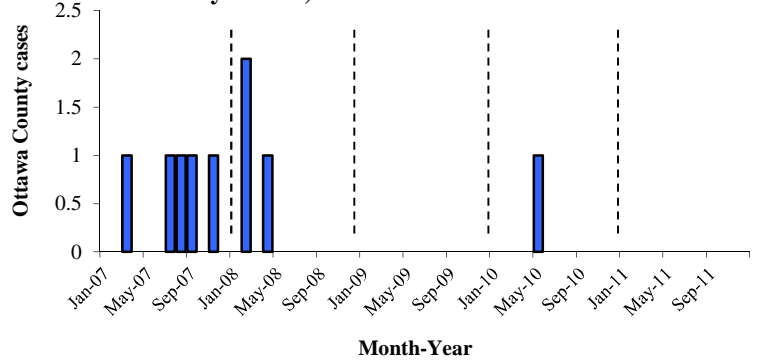


Viral Hepatitis:

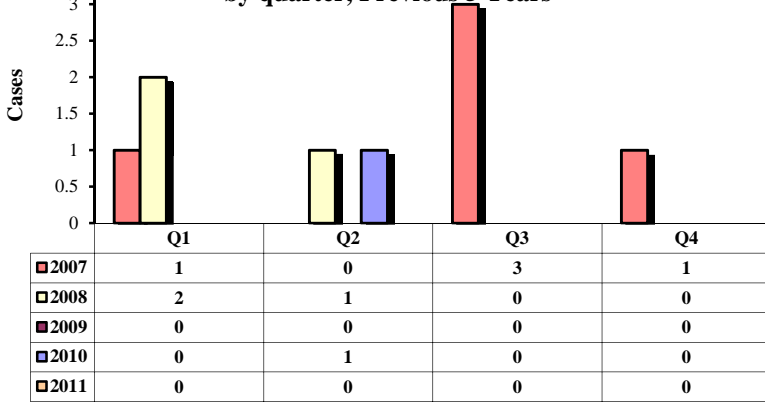
Hepatitis B Acute cases in Ottawa County Previous 5 Years



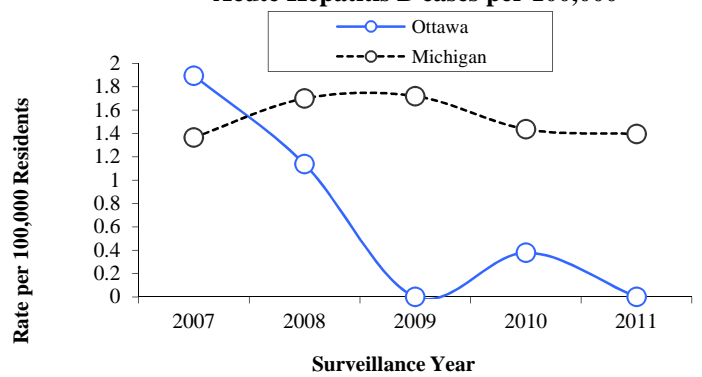
Acute Hepatitis B cases in Ottawa County by month, Previous 5 Years



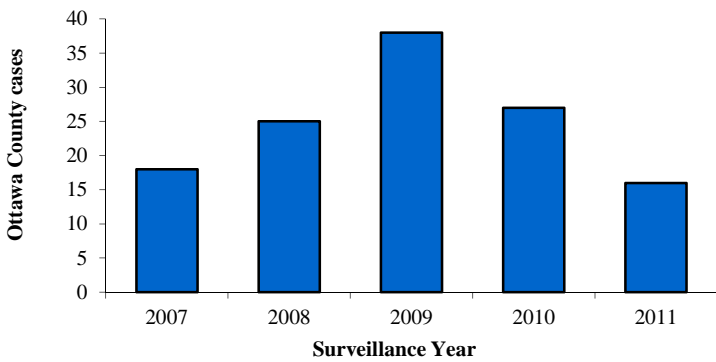
Acute Hepatitis B cases in Ottawa County by quarter, Previous 5 Years



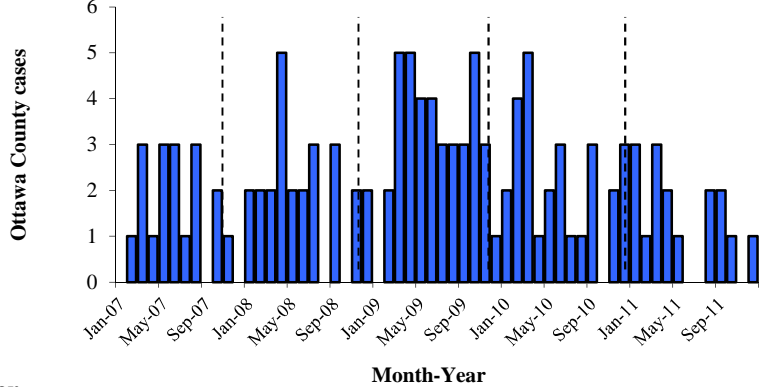
Acute Hepatitis B cases per 100,000



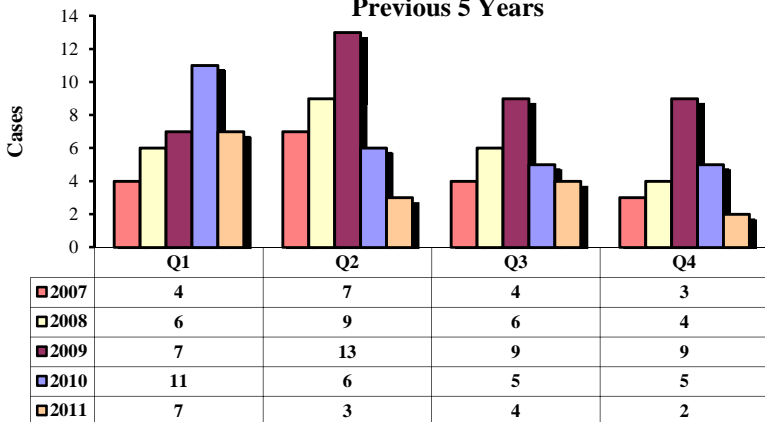
Chronic Hepatitis B cases in Ottawa County Previous 5 Years



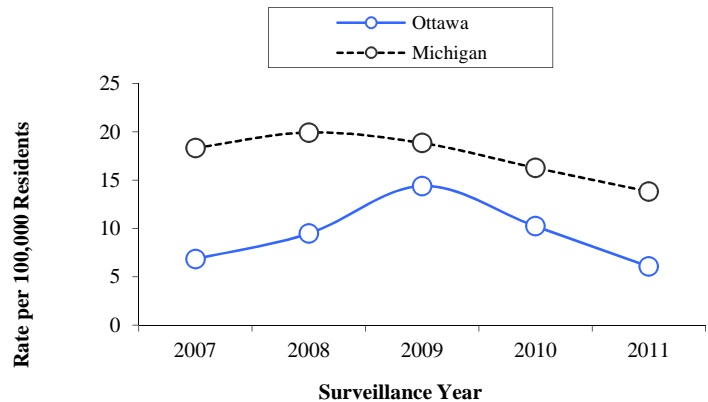
Chronic Hepatitis B cases in Ottawa County by month Previous 5 Years



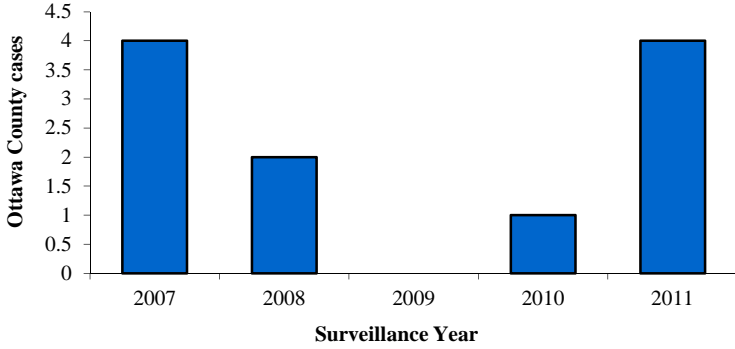
Chronic Hepatitis B cases in Ottawa County by quarter Previous 5 Years



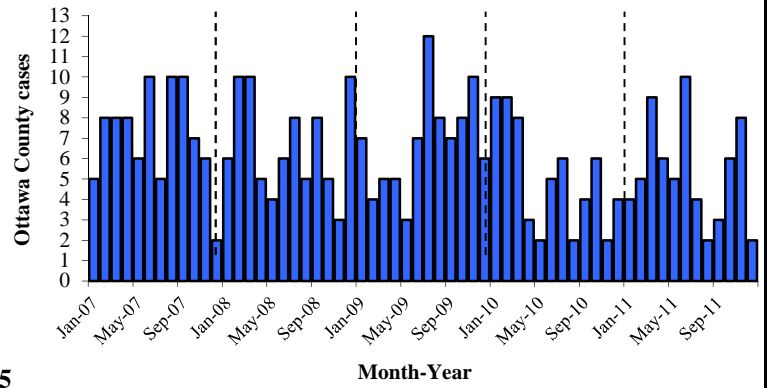
Chronic Hepatitis B cases per 100,000



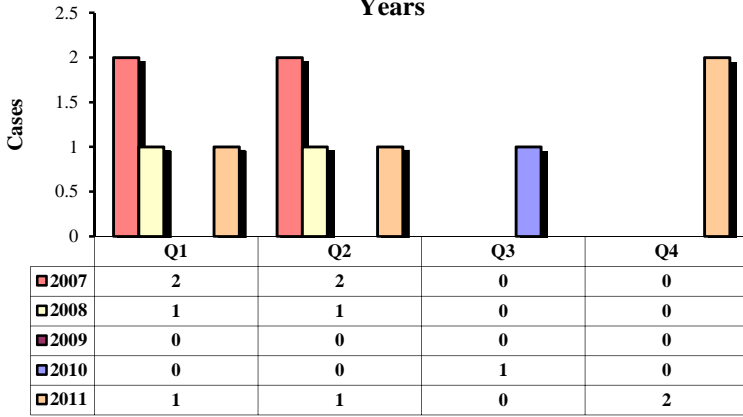
Acute Hepatitis C cases in Ottawa County Previous 5 Years



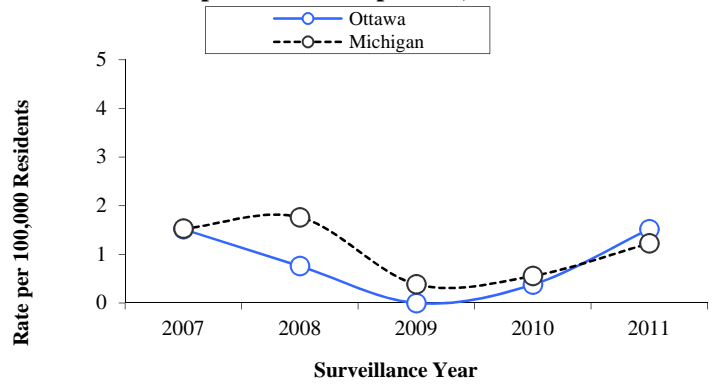
Acute Hepatitis C cases in Ottawa County by month, Previous 5 Years



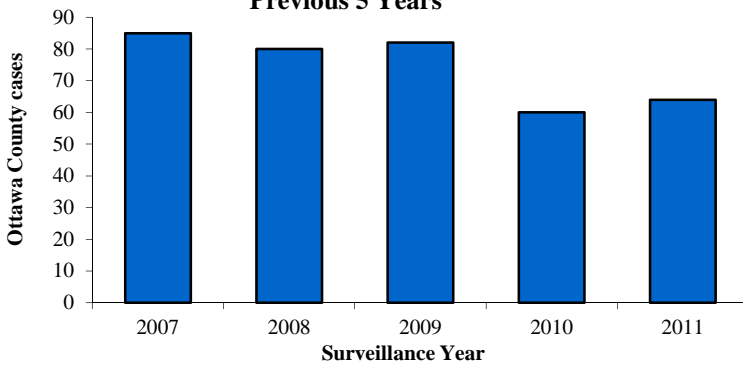
Acute Hepatitis C cases in Ottawa County by quarter, Previous 5 Years



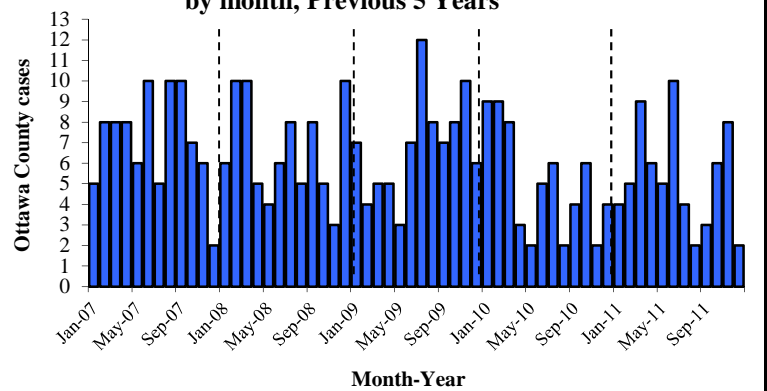
Acute Hepatitis C Cases per 100,000



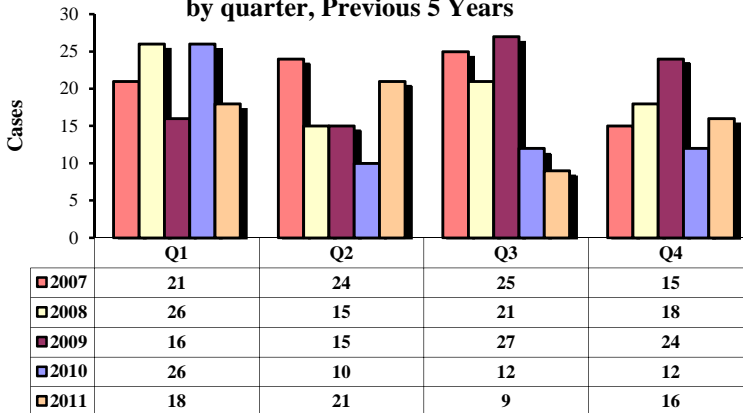
Chronic Hepatitis C cases in Ottawa County Previous 5 Years



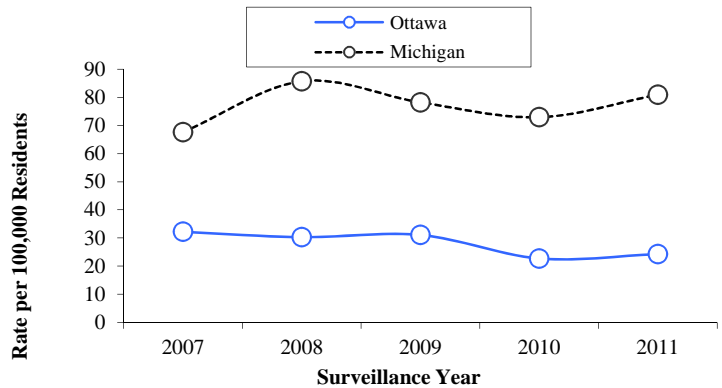
Chronic Hepatitis C cases in Ottawa County by month, Previous 5 Years



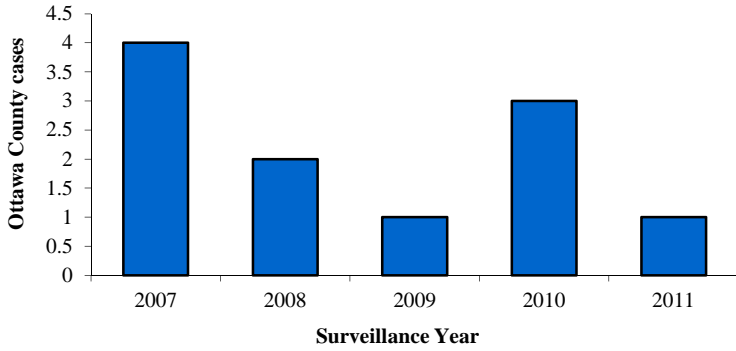
Chronic Hepatitis C Cases in Ottawa County by quarter, Previous 5 Years



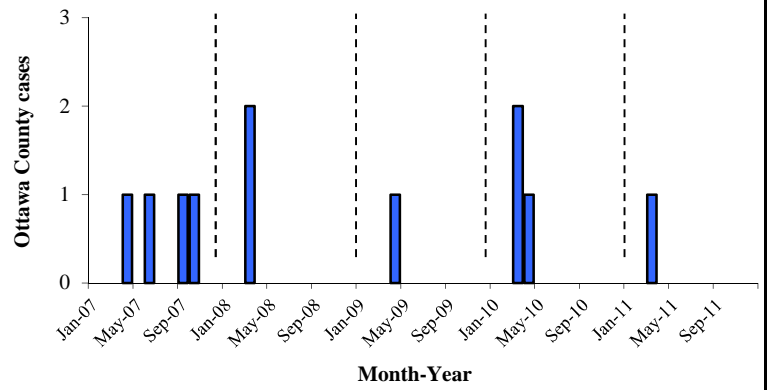
Chronic Hepatitis C Cases per 100,000



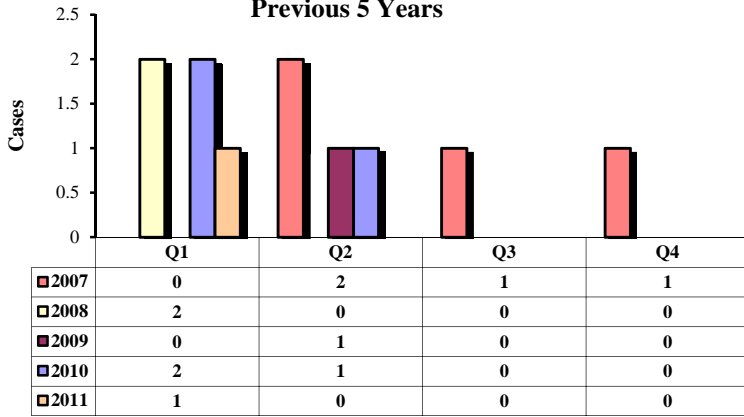
**Hepatitis A cases in Ottawa County
Previous 5 Years**



**Hepatitis A cases in Ottawa County by month
Previous 5 Years**



**Hepatitis A cases in Ottawa County by quarter
Previous 5 Years**



Hepatitis A Cases per 100,000

