


MENTAL HEALTH MILLAGE

Fiscal Year 2019 Outcomes



72

Number of people CMHOC has served who were uninsured, underinsured or had Medicaid Spenddowns.



MRS cash match agreement to pay for job developer and short term follow along for consumers. This agreement will bring three times the dollar amount into Ottawa County.



245


Number of referrals to CMHOC's psychiatric services offered to people who are in the Ottawa County Jail.



375

Number of people who have received or are receiving services through working with Ottawa Pathways to Better Health, an initiative where Community Health Workers provide short-term case management to people who have two or more chronic health conditions.


The Drop In Center expanded their hours of operation and programs being offered.



53




Number of individuals who participated in camping opportunities provided during the summer months to improve mental health and increase socialization and child care funds for family respite.



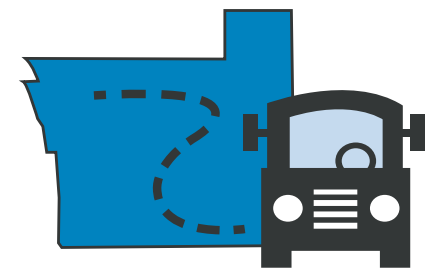
332

Individuals enrolled as members in our social and recreational programs for people with disabilities in Ottawa County. Each program has a separate calendar of free and low-cost activities.



123

Individuals connected with employment by our full-time employment specialist.



186

Number of students seeing a Mental Health Therapist as a result of the Ottawa Community Schools Network, a pilot program to coordinate community resources into schools. A partnership with the OAISD and many local resources.

148

Number of seniors Senior Reach® provided therapy and case management services to.

