




**CMH of Ottawa County**  
**MMBPIS Performance Indicator Dashboard**

	Meets or exceeds target for goal
	Does not meet target for goal
	Close - Within 5 % of target

CMHSP/SUD MMBPIS Indicator #	Quarterly Measures	Target	Oct-Dec 2021	Jan-Mar 2022	Apr-Jun 2022	July-Sept 2022
<b>Indicator #1</b>	% of Pre-Admission Screening Dispositions 3 hrs or less - Children	95%	98.0%	97.9%	100.0%	100.0%
	% of Pre-Admission Screening Dispositions 3 hrs or less - Adults	95%	99.4%	98.9%	100.0%	99.0%
<b>Indicator #2a</b>	Biopsychosocial within 14 days --MIC	no target	49.5%	71.0%	53.0%	59.8%
	Biopsychosocial within 14 days --MIA	no target	55.4%	62.2%	62.9%	54.8%
	Biopsychosocial within 14 days --DDC	no target	85.7%	82.4%	46.2%	8.3%
	Biopsychosocial within 14 days --DDA	no target	57.9%	91.7%	45.8%	72.7%
	<b>Biopsychosocial within 14 days -- Ottawa Total</b>	no target	54.1%	68.6%	56.3%	55.4%
<b>Indicator #3</b>	Ongoing Service within 14 days --MIC	no target	52.6%	58.6%	50.6%	56.8%
	Ongoing Service within 14 days --MIA	no target	61.1%	63.6%	56.6%	66.7%
	Ongoing Service within 14 days --DDC	no target	100.0%	60.0%	100.0%	50.0%
	Ongoing Service within 14 days --DDA	no target	81.3%	100.0%	72.7%	100.0%
	<b>Ongoing Service within 14 days -- Ottawa Total</b>	no target	59.2%	63.0%	55.4%	62.3%
<b>Indicator #4a</b>	% Seen Within 7 Days of Inpatient Discharge - Children	95%	85.7%	85.7%	92.3%	100.0%
	% Seen Within 7 Days of Inpatient Discharge - Adults	95%	97.4%	97.4%	94.3%	89.5%
<b>Indicator #4b</b>	% Seen Within 7 Days of Detox Discharge - Persons	95%	100.0%	83.3%	97.3%	96.0%
<b>Indicator #10</b>	Inpatient Recidivism Rate - Children	15% or less	0.0%	14.3%	0.0%	16.7%
	Inpatient Recidivism Rate - Adults	15% or less	10.2%	2.2%	2.4%	2.0%