



*mi*Ottawa Department of
Public Health

Quarterly Reportable Disease Summary

Ottawa County

2013

Prepared March 12, 2014

12251 James Street • Holland, MI 49424-9661 • (616) 396-5266 • Fax (616) 393-5643
www.miottawa.org/health

Table of Contents

Reportable Diseases Summary

2013

Click below to go directly to that section.

SECTION	PAGE
Q1 – January through March	1
Q2 – April through June	6
Q3 – July through September	11
Q4 – October through December	16



*mi*Ottawa Department of
Public Health

Quarter 1 Reportable Disease Summary

2013

The data in the Quarterly Disease Reports are provisional, based on current reports in the Michigan Disease Surveillance System (MDSS) made by local health departments. The MDSS is a dynamic, continually active system: counts of disease are constantly changing as cases are investigated, confirmed as cases, or ruled out as not meeting the case definition. Each Quarterly Disease Report reflects this constant activity as the numbers may slightly fluctuate each month. Therefore, it should be kept in mind that numbers in the Quarterly Disease Reports are NOT final and should be used only to generally monitor trends over time. Suspected, probable or laboratory confirmed cases of the reportable condition are included in the report.

Specific data requests and questions should be directed towards:

Marcia Knol, M.Sc.
Epidemiologist
mknol@miottawa.org
(616)494-5598

12251 James Street • Holland, MI 49424-9661 • (616) 396-5266 • Fax (616) 393-5643
www.miottawa.org/health

Disease Group	Reportable Condition	Cases in Last 4 Quarters**				Q1 Cases by Year***			
		Q2-12	Q3-12	Q4-12	Q1-13	Q1-10	Q1-11	Q1-12	Q1-13
Foodborne	Amebiasis	-	1	-	-	2	-	-	-
	Botulism - Foodborne	-	-	-	-	-	-	-	-
	Campylobacter	18	17	13	18	5	17	20	18
	Cryptosporidiosis	1	7	4	2	3	-	1	2
	Escherichia coli O157:H7*	-	-	-	-	-	-	-	-
	Giardiasis	13	5	3	2	14	4	6	2
	Listeriosis	-	-	-	-	-	-	-	-
	Norovirus	-	5	1	1	-	9	6	1
	Salmonellosis	3	7	4	7	2	-	4	7
	Shiga toxin, E. Coli, Non O157*	-	-	-	-	-	-	-	-
	Shiga toxin, E. Coli, Unsp*	-	-	-	-	-	-	-	-
	Shiga toxin-producing Escherichia coli --(STEC)	-	1	5	3	-	2	2	3
	Shigellosis	1	1	-	-	-	-	-	-
	Typhoid Fever	-	-	-	-	-	-	-	-
	Yersinia enteritis	-	-	-	-	-	-	1	-
Foodborne Subtotal	36	44	30	33	26	32	40	33	
Influenza	Flu Like Disease*	4,741	2,350	12,616	15,192	13,269	15,978	11,396	15,192
	Influenza	6	-	19	32	-	18	3	32
	Influenza, 2009 Novel*	-	-	-	-	2	-	-	-
	Influenza, Novel	-	-	-	-	-	-	-	-
	Influenza Subtotal	4,747	2,350	12,635	15,224	13,271	15,996	11,399	15,224
Meningitis	Meningitis - Aseptic	1	6	3	2	3	5	1	2
	Meningitis - Bacterial Other	-	1	1	1	1	-	-	1
	Meningococcal Disease	-	-	-	-	-	-	-	-
	Streptococcus pneumoniae, Inv	4	1	5	5	3	4	2	5
	Meningitis Subtotal	5	8	9	8	7	9	3	8
Other	Anthrax	-	-	-	-	-	-	-	-
	Blastomycosis	-	-	1	-	-	-	-	-
	Botulism - Infant	-	-	-	-	-	-	-	-
	Botulism - Other	-	-	-	-	-	-	-	-
	Brucellosis	-	-	-	-	-	-	-	-
	Cholera	-	-	-	-	-	-	-	-
	Coccidioidomycosis	1	-	1	-	-	-	-	-
	Creutzfeldt-Jakob Disease	-	-	-	-	-	-	-	-
	Cryptococcosis	-	-	-	-	-	-	-	-
	Cyclosporiasis	-	-	-	-	-	-	-	-
	Encephalitis, Post Chickenpox	-	-	-	-	-	-	-	-
	Encephalitis, Post Mumps	-	-	-	-	-	-	-	-
	Encephalitis, Post Other	-	1	-	-	-	-	-	-
	Encephalitis, Primary	-	-	-	-	-	-	-	-
	Guillain-Barre Syndrome	1	-	-	-	-	-	2	-
	Hantavirus	-	-	-	-	-	-	-	-
	Hantavirus, Other	-	-	-	-	-	-	-	-
	Hantavirus, Pulmonary	-	-	-	-	-	-	-	-
	Hemolytic Uremic Syndrome	-	-	1	1	-	-	-	1
	Hemorrhagic Fever	-	-	-	-	-	-	-	-
	Hepatitis - Unspecified	-	-	-	-	-	-	-	-
	Histoplasmosis	3	5	1	3	2	3	3	3
Kawasaki	-	-	-	-	1	-	-	-	
Legionellosis	-	1	1	1	-	-	-	1	

Disease Group	Reportable Condition	Cases in Last 4 Quarters**				Q1 Cases by Year***			
		Q2-12	Q3-12	Q4-12	Q1-13	Q1-10	Q1-11	Q1-12	Q1-13
Other	Leprosy	-	-	-	-	-	-	-	-
	Leptospirosis	-	-	-	-	-	-	-	-
	Melioidosis	-	-	-	-	-	-	-	-
	Plague	-	-	-	-	-	-	-	-
	Psittacosis	-	-	-	-	-	-	-	-
	Q Fever*	-	-	-	-	-	1	1	-
	Q Fever Acute	-	-	-	-	-	1	1	-
	Q Fever Chronic	-	-	-	-	-	-	-	-
	Rabies Human	-	-	-	-	-	-	-	-
	Reye Syndrome	-	-	-	-	-	-	-	-
	Rheumatic Fever	-	-	-	-	-	-	-	-
	Rubella - Congenital	-	-	-	-	-	-	-	-
	Streptococcus pneumoniae, Drug Resistant	3	1	3	1	-	-	-	1
	Streptococcal Dis, Inv, Grp A	4	4	1	4	2	1	1	4
	Streptococcal Toxic Shock	-	1	-	1	-	-	-	1
	Toxic Shock	1	-	-	-	-	-	-	-
	Trachoma	-	-	-	-	-	-	-	-
	Trichinosis	-	-	-	-	-	-	-	-
	Tularemia	-	-	-	-	-	-	-	-
	Vibriosis - Non Cholera	-	-	-	-	-	-	-	-
VISA	-	-	1	-	-	-	-	-	
VRSA	-	-	-	-	-	-	-	-	
Other Subtotal		13	13	10	11	5	6	8	11
STD	Chancroid	-	-	-	-	-	-	-	-
	Chlamydia (Genital)	207	181	185	188	110	145	187	188
	Gonorrhea	17	21	20	29	19	19	16	29
	Granuloma Inguinale	-	-	-	-	-	-	-	-
	Lymphogranuloma venereum	-	-	-	-	-	-	-	-
	Syphilis - Congenital	-	-	-	-	-	-	-	-
	Syphilis - Early Latent	-	-	-	-	-	-	-	-
	Syphilis - Late Latent	-	-	-	-	-	-	-	-
	Syphilis - Late with Manifestations	-	-	-	-	-	-	-	-
	Syphilis - Latent of Unknown Duration	-	-	-	-	-	-	-	-
	Syphilis - Primary	-	-	-	-	-	-	-	-
	Syphilis - Secondary	-	-	-	-	1	1	-	-
STD Subtotal		224	202	205	217	130	165	203	217
Tuberculosis	Tuberculosis	-	1	-	1	1	2	-	1
	Mycobacterium - Other	4	1	6	4	-	5	1	4
	Tuberculosis Subtotal	4	2	6	5	1	7	1	5
VPD	Chickenpox (Varicella)	6	4	6	3	20	8	7	3
	Diphtheria	-	-	-	-	-	-	-	-
	H. influenzae Disease - Inv.	-	-	2	-	-	1	-	-
	Measles	-	-	-	-	-	-	-	-
	Mumps	-	-	-	-	-	-	-	-
	Pertussis	24	15	4	3	6	11	12	3
	Polio	-	-	-	-	-	-	-	-
	Rubella	-	-	-	-	-	-	-	-
	Shingles	-	-	-	1	-	-	5	1
	Tetanus	-	-	-	-	-	-	-	-
	VZ Infection, Unspecified	-	-	-	1	-	-	-	1
VPD Subtotal		30	19	12	8	26	20	24	8

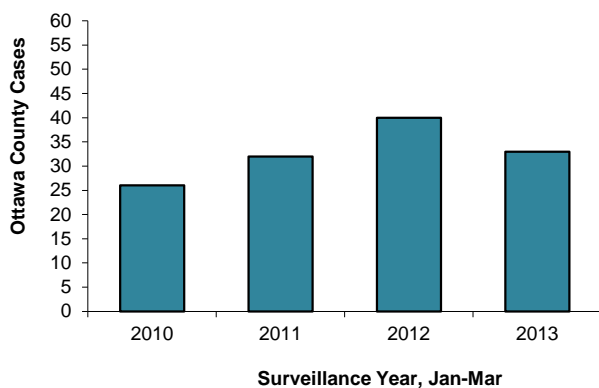
Disease Group	Reportable Condition	Cases in Last 4 Quarters**				Q1 Cases by Year***			
		Q2-12	Q3-12	Q4-12	Q1-13	Q1-10	Q1-11	Q1-12	Q1-13
Vectorborne	Babesiosis	-	-	-	-	-	-	-	-
	Dengue Fever	-	-	-	-	-	-	-	-
	Ehrlichiosis*	-	-	-	-	-	-	-	-
	Ehrlichiosis, Anaplasma phagocytophilum	-	-	-	-	-	-	-	-
	Ehrlichiosis, Ehrlichia chaffeensis	-	-	-	-	-	-	-	-
	Ehrlichiosis, Ehrlichia ewingii	-	-	-	-	-	-	-	-
	Ehrlichiosis, human granulocytic*	-	-	-	-	-	-	-	-
	Ehrlichiosis, human monocytic*	-	-	-	-	-	-	-	-
	Ehrlichiosis, human other/undetermined	-	-	-	-	-	-	-	-
	Ehrlichiosis human, other, unsp*	-	-	-	-	-	-	-	-
	Encephalitis, California	-	-	-	-	-	-	-	-
	Encephalitis, Eastern Equine	-	-	-	-	-	-	-	-
	Encephalitis, Powassan	-	-	-	-	-	-	-	-
	Encephalitis, St. Louis	-	-	-	-	-	-	-	-
	Encephalitis, Western Equine	-	-	-	-	-	-	-	-
	Lyme Disease	2	1	-	-	-	-	1	-
	Malaria	-	-	-	-	-	-	-	-
	Rickettsial Disease - Spotted Fever	-	-	-	-	-	-	-	-
	Rickettsial Disease - Typhus	-	-	-	-	-	-	-	-
	West Nile Virus	-	1	-	-	-	-	-	-
Yellow Fever	-	-	-	-	-	-	-	-	
Vectorborne Subtotal	2	2	0	0	0	0	1	0	
Viral Hepatitis	Hepatitis A	-	3	-	-	2	1	-	-
	Hepatitis B, Acute	1	-	-	-	-	-	-	-
	Hepatitis B, Chronic	7	5	10	5	11	7	2	5
	Hepatitis B, Perinatal	-	-	-	-	-	-	-	-
	Hepatitis C, Acute	-	-	1	-	-	1	-	-
	Hepatitis C, Chronic	16	20	13	12	26	18	12	12
	Hepatitis C, Unknown*	-	-	-	-	-	-	-	-
	Hepatitis D	-	-	-	-	-	-	-	-
	Hepatitis E	-	-	-	-	-	-	-	-
	Hepatitis Non A Non B	-	-	-	-	-	-	-	-
Viral Hepatitis Subtotal	24	28	24	17	39	27	14	17	
Total	5,085	2,668	12,931	15,523	13,505	16,262	11,693	15,523	

* Indicates disease no longer reported into the MDSS on an individual cases basis.

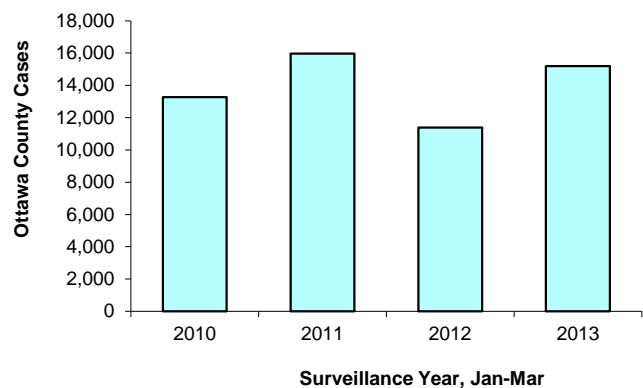
**Data for cases reported in last four quarters is based on week case was referred to the health department

*** Data for cases reported in same quarter of last 4 years; Q1=January-March

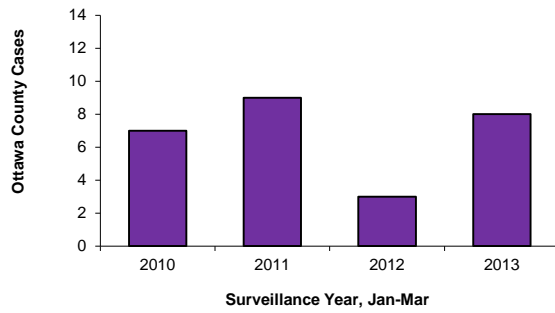
All Types of Foodborne Illness Cases in Ottawa County, Quarter 1 - Previous 4 Years



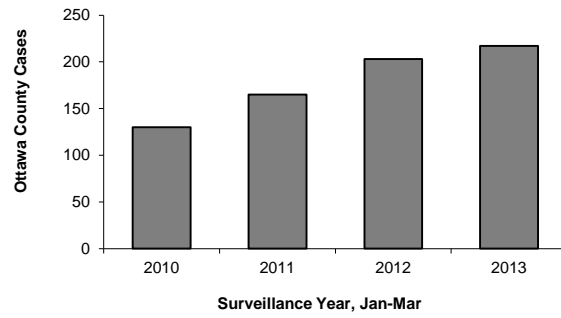
Flu-Like Disease Cases in Ottawa County Quarter 1 - Previous 4 Years



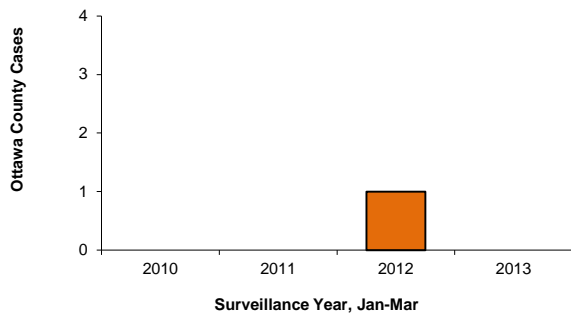
**All Types of Meningitis Cases in Ottawa County
Quarter 1 - Previous 4 Years**



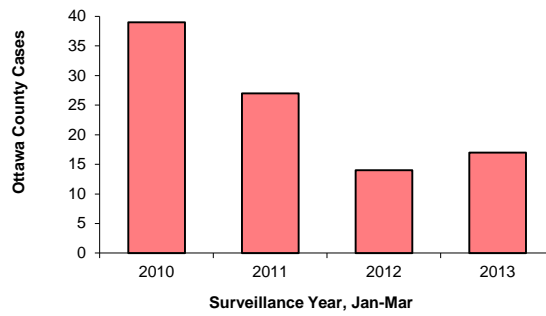
**All Types of Sexually Transmitted Disease Cases
in Ottawa County
Quarter 1 - Previous 4 Years**



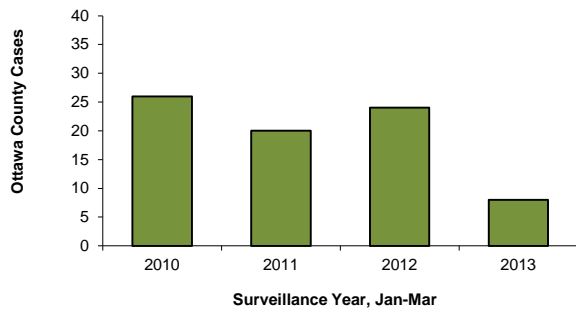
**All Types of Vectorborne Disease Cases in
Ottawa County, Quarter 1 - Previous 4 Years**



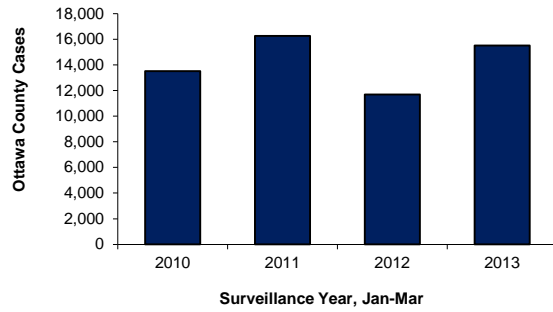
**All Types of Viral Hepatitis Cases in Ottawa
County, Quarter 1 - Previous 4 Years**



**All Types of Vaccine Preventable Disease Cases in
Ottawa County, Quarter 1 - Previous 4 Years**



**All Reportable Disease Cases in Ottawa County
Quarter 1 - Previous 4 Years**





*mi*Ottawa Department of
Public Health

Quarter 2 Reportable Disease Summary

2013

The data in the Quarterly Disease Reports are provisional, based on current reports in the Michigan Disease Surveillance System (MDSS) made by local health departments. The MDSS is a dynamic, continually active system: counts of disease are constantly changing as cases are investigated, confirmed as cases, or ruled out as not meeting the case definition. Each Quarterly Disease Report reflects this constant activity as the numbers may slightly fluctuate each month. Therefore, it should be kept in mind that numbers in the Quarterly Disease Reports are NOT final and should be used only to generally monitor trends over time. Suspected, probable or laboratory confirmed cases of the reportable condition are included in the report.

Specific data requests and questions should be directed towards:

Marcia Knol, M.Sc.
Epidemiologist
mknol@miottawa.org
(616)494-5598

12251 James Street • Holland, MI 49424-9661 • (616) 396-5266 • Fax (616) 393-5643
www.miottawa.org/health

Disease Group	Reportable Condition	Cases in Last 4 Quarters**				Q2 Cases by Year***			
		Q3-12	Q4-12	Q1-13	Q2-13	Q2-10	Q2-11	Q2-12	Q2-13
Foodborne	Amebiasis	1	-	-	-	-	-	-	-
	Botulism - Foodborne	-	-	-	-	-	-	-	-
	Campylobacter	17	13	18	17	12	15	18	17
	Cryptosporidiosis	7	4	2	-	2	2	1	-
	Escherichia coli O157:H7*	-	-	-	-	-	-	-	-
	Giardiasis	5	3	2	5	13	1	13	5
	Listeriosis	-	-	-	-	-	-	-	-
	Norovirus	5	1	1	1	1	1	-	1
	Salmonellosis	7	4	7	9	6	6	3	9
	Shiga toxin, E. Coli, Non O157*	-	-	-	-	-	-	-	-
	Shiga toxin, E. Coli, Unsp*	-	-	-	-	-	-	-	-
	Shiga toxin-producing Escherichia coli --(STEC)	1	5	3	3	1	2	-	3
	Shigellosis	1	-	-	4	-	3	1	4
	Typhoid Fever	-	-	-	-	-	-	-	-
Yersinia enterocolitica	-	-	-	-	-	-	-	-	
Foodborne Subtotal	44	30	33	39	35	30	36	39	
Influenza	Flu Like Disease*	2,350	12,616	15,192	5,743	5,939	6,214	4,741	5,743
	Influenza	-	19	32	1	-	5	6	1
	Influenza, 2009 Novel*	-	-	-	-	-	-	-	-
	Influenza, Novel	-	-	-	-	-	-	-	-
	Influenza Subtotal	2,350	12,635	15,224	5,744	5,939	6,219	4,747	5,744
Meningitis	Meningitis - Aseptic	6	3	2	1	3	4	1	1
	Meningitis - Bacterial Other	1	1	1	2	-	1	-	2
	Meningococcal Disease	-	-	-	-	1	1	-	-
	Streptococcus pneumoniae, Inv	1	5	5	4	7	5	4	4
	Meningitis Subtotal	8	9	8	7	11	11	5	7
Other	Anthrax	-	-	-	-	-	-	-	-
	Blastomycosis	-	1	-	-	-	-	-	-
	Botulism - Infant	-	-	-	-	-	-	-	-
	Botulism - Other	-	-	-	-	-	-	-	-
	Brucellosis	-	-	-	-	-	-	-	-
	Cholera	-	-	-	-	-	-	-	-
	Coccidioidomycosis	-	1	-	-	-	-	1	-
	Creutzfeldt-Jakob Disease	-	-	-	-	-	-	-	-
	Cryptococcosis	-	-	-	-	-	-	-	-
	Cyclosporiasis	-	-	-	-	-	-	-	-
	Encephalitis, Post Chickenpox	-	-	-	-	-	-	-	-
	Encephalitis, Post Mumps	-	-	-	-	-	-	-	-
	Encephalitis, Post Other	1	-	-	-	-	-	-	-
	Encephalitis, Primary	-	-	-	-	-	-	-	-
	Guillain-Barre Syndrome	-	-	-	-	-	1	1	-
	Hantavirus	-	-	-	-	-	-	-	-
	Hantavirus, Other	-	-	-	-	-	-	-	-
	Hantavirus, Pulmonary	-	-	-	-	-	-	-	-
	Hemolytic Uremic Syndrome	-	1	1	-	-	-	-	-
	Hemorrhagic Fever	-	-	-	-	-	-	-	-
	Hepatitis - Unspecified	-	-	-	-	-	-	-	-
	Histoplasmosis	5	1	3	6	-	2	3	6
	Kawasaki	-	-	-	-	-	-	-	-
Legionellosis	1	1	1	-	1	-	-	-	

Disease Group	Reportable Condition	Cases in Last 4 Quarters**				Q2 Cases by Year***			
		Q3-12	Q4-12	Q1-13	Q2-13	Q2-10	Q2-11	Q2-12	Q2-13
Other	Leprosy	-	-	-	-	-	-	-	-
	Leptospirosis	-	-	-	-	-	-	-	-
	Melioidosis	-	-	-	-	-	-	-	-
	Plague	-	-	-	-	-	-	-	-
	Psittacosis	-	-	-	-	-	-	-	-
	Q Fever*	-	-	-	-	-	-	-	-
	Q Fever Acute	-	-	-	-	-	-	-	-
	Q Fever Chronic	-	-	-	-	-	-	-	-
	Rabies Human	-	-	-	-	-	-	-	-
	Reye Syndrome	-	-	-	-	-	-	-	-
	Rheumatic Fever	-	-	-	-	-	-	-	-
	Rubella - Congenital	-	-	-	-	-	-	-	-
	Streptococcus pneumoniae, Drug Resistant	1	3	1	2	-	2	3	2
	Streptococcal Dis, Inv, Grp A	4	1	4	1	1	4	4	1
	Streptococcal Toxic Shock	1	-	1	1	-	-	-	1
	Toxic Shock	-	-	-	-	-	-	1	-
	Trachoma	-	-	-	-	-	-	-	-
	Trichinosis	-	-	-	-	-	-	-	-
	Tularemia	-	-	-	-	-	-	-	-
	Vibriosis - Non Cholera	-	-	-	-	-	-	-	-
	VISA	-	1	-	-	-	-	-	-
VRSA	-	-	-	-	-	-	-	-	
Other Subtotal		13	10	11	10	2	9	13	10
STD	Chancroid	-	-	-	-	-	-	-	-
	Chlamydia (Genital)	181	185	188	180	139	134	207	180
	Gonorrhea	21	20	29	21	23	19	17	21
	Granuloma Inguinale	-	-	-	-	-	-	-	-
	Lymphogranuloma venereum	-	-	-	-	-	-	-	-
	Syphilis - Congenital	-	-	-	-	-	-	-	-
	Syphilis - Early Latent	-	-	-	-	1	-	-	-
	Syphilis - Late Latent	-	-	-	-	-	-	-	-
	Syphilis - Late with Manifestations	-	-	-	-	1	-	-	-
	Syphilis - Latent of Unknown Duration	-	-	-	-	2	1	-	-
	Syphilis - Primary	-	-	-	-	-	-	-	-
	Syphilis - Secondary	-	-	-	-	-	-	-	-
	STD Subtotal		202	205	217	201	166	154	224
Tuberculosis	Tuberculosis	1	-	1	-	2	1	-	-
	Mycobacterium - Other	1	6	4	-	-	2	4	-
	Tuberculosis Subtotal		2	6	5	-	2	3	4
VPD	Chickenpox (Varicella)	4	6	3	4	13	2	6	4
	Diphtheria	-	-	-	-	-	-	-	-
	H. influenzae Disease - Inv.	-	2	-	-	-	-	-	-
	Measles	-	-	-	-	-	-	-	-
	Mumps	-	-	-	-	-	-	-	-
	Pertussis	15	4	3	22	17	6	24	22
	Polio	-	-	-	-	-	-	-	-
	Rubella	-	-	-	-	-	-	-	-
	Shingles	-	-	1	1	-	1	-	1
	Tetanus	-	-	-	-	-	-	-	-
	VZ Infection, Unspecified	-	-	1	1	-	1	-	1
	VPD Subtotal		19	12	8	28	30	10	30

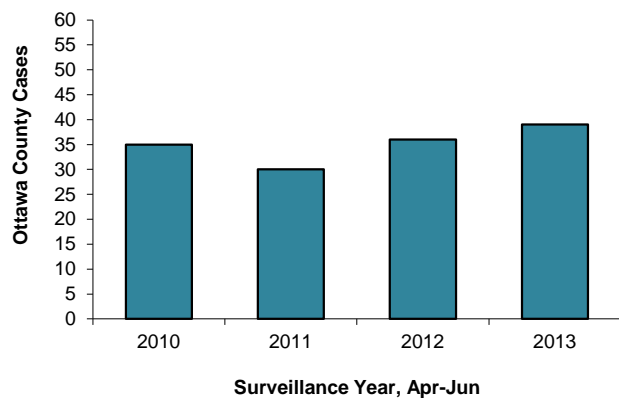
Disease Group	Reportable Condition	Cases in Last 4 Quarters**				Q2 Cases by Year***			
		Q3-12	Q4-12	Q1-13	Q2-13	Q2-10	Q2-11	Q2-12	Q2-13
Vectorborne	Babesiosis	-	-	-	-	-	-	-	-
	Dengue Fever	-	-	-	-	-	-	-	-
	Ehrlichiosis*	-	-	-	-	-	-	-	-
	Ehrlichiosis, Anaplasma phagocytophilum	-	-	-	-	-	-	-	-
	Ehrlichiosis, Ehrlichia chaffeensis	-	-	-	-	-	-	-	-
	Ehrlichiosis, Ehrlichia ewingii	-	-	-	-	-	-	-	-
	Ehrlichiosis, human granulocytic*	-	-	-	-	-	-	-	-
	Ehrlichiosis, human monocytic*	-	-	-	-	-	-	-	-
	Ehrlichiosis, human other/undetermined	-	-	-	-	-	-	-	-
	Ehrlichiosis human, other, unsp*	-	-	-	-	-	-	-	-
	Encephalitis, California	-	-	-	-	-	-	-	-
	Encephalitis, Eastern Equine	-	-	-	-	-	-	-	-
	Encephalitis, Powassan	-	-	-	-	-	-	-	-
	Encephalitis, St. Louis	-	-	-	-	-	-	-	-
	Encephalitis, Western Equine	-	-	-	-	-	-	-	-
	Lyme Disease	1	-	-	2	1	2	2	2
	Malaria	-	-	-	-	-	-	-	-
	Rickettsial Disease - Spotted Fever	-	-	-	-	-	-	-	-
	Rickettsial Disease - Typhus	-	-	-	-	-	-	-	-
	West Nile Virus	1	-	-	-	-	-	-	-
Yellow Fever	-	-	-	-	-	-	-	-	
Vectorborne Subtotal	2	-	-	2	1	2	2	2	
Viral Hepatitis	Hepatitis A	3	-	-	-	1	-	-	-
	Hepatitis B, Acute	-	-	-	-	1	-	1	-
	Hepatitis B, Chronic	5	10	5	3	6	3	7	3
	Hepatitis B, Perinatal	-	-	-	-	-	-	-	-
	Hepatitis C, Acute	-	1	-	-	-	-	-	-
	Hepatitis C, Chronic	20	13	12	16	10	22	16	16
	Hepatitis C, Unknown*	-	-	-	-	-	-	-	-
	Hepatitis D	-	-	-	-	-	-	-	-
	Hepatitis E	-	-	-	-	-	-	-	-
	Hepatitis Non A Non B	-	-	-	-	-	-	-	-
Viral Hepatitis Subtotal	28	24	17	19	18	25	24	19	
Total	2,668	12,931	15,523	6,050	6,204	6,463	5,085	6,050	

* Indicates disease no longer reported into the MDSS on an individual cases basis.

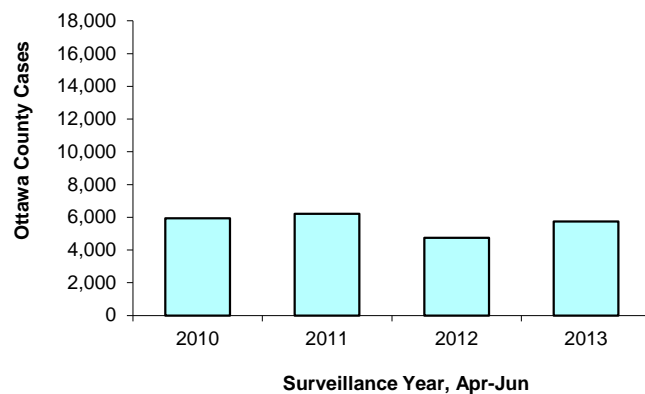
**Data for cases reported in last four quarters is based on week case was referred to the health department

*** Data for cases reported in same quarter of last 4 years; Q2=April-June

All Types of Foodborne Illness Cases in Ottawa County, Quarter 2 - Previous 4 Years

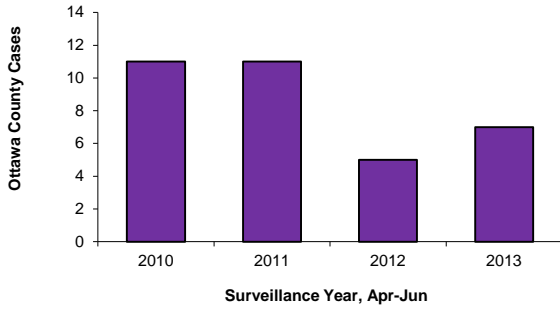


Flu-Like Disease Cases in Ottawa County Quarter 2 - Previous 4 Years

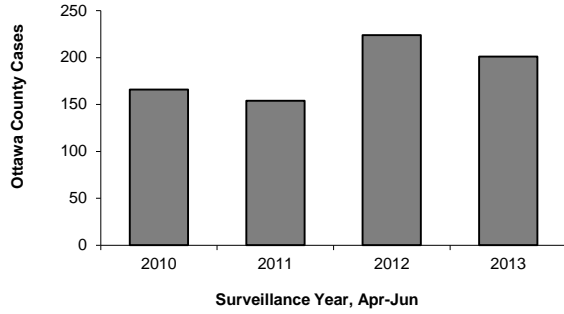


Q2 GRAPHS, cont'd:

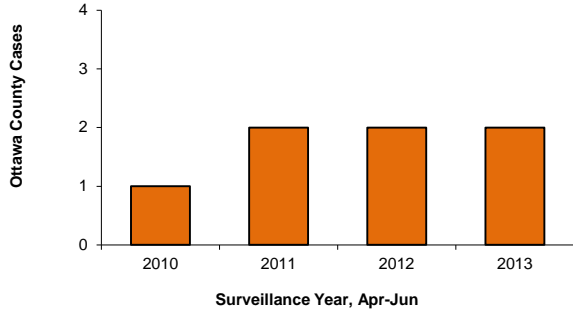
**All Types of Meningitis Cases in Ottawa County
Quarter 2 - Previous 4 Years**



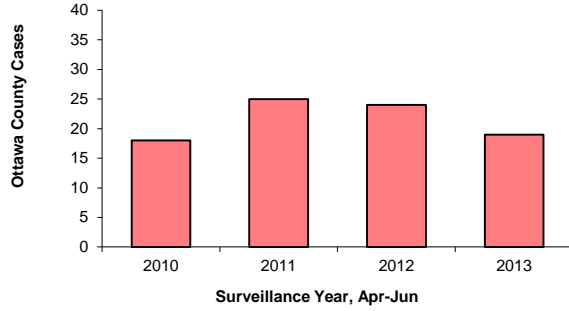
**All Types of Sexually Transmitted Disease Cases
in Ottawa County, Quarter 2 - Previous 4 Years**



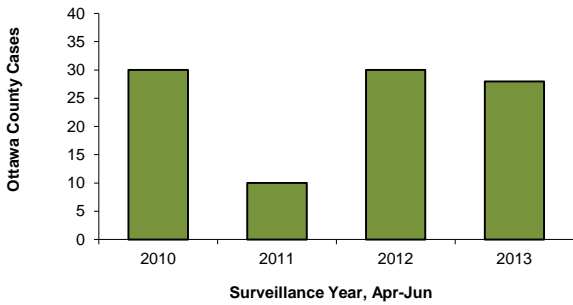
**All Types of Vectorborne Disease Cases in
Ottawa County, Quarter 2 - Previous 4 Years**



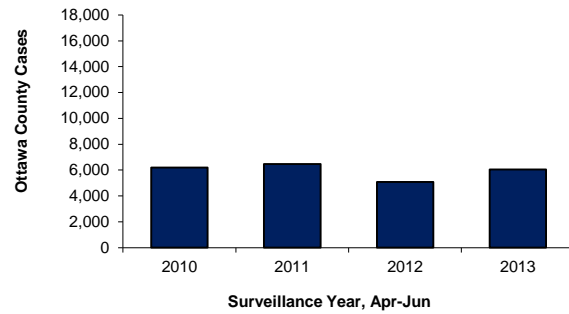
**All Types of Viral Hepatitis Cases in Ottawa
County, Quarter 2 - Previous 4 Years**



**All Types of Vaccine Preventable Disease Cases
in Ottawa County, Quarter 2 - Previous 4 Years**



**All Reportable Disease Cases in Ottawa County
Quarter 2 - Previous 4 Years**





*mi*Ottawa Department of
Public Health

Quarter 3 Reportable Disease Summary

2013

The data in the Quarterly Disease Reports are provisional, based on current reports in the Michigan Disease Surveillance System (MDSS) made by local health departments. The MDSS is a dynamic, continually active system: counts of disease are constantly changing as cases are investigated, confirmed as cases, or ruled out as not meeting the case definition. Each Quarterly Disease Report reflects this constant activity as the numbers may slightly fluctuate each month. Therefore, it should be kept in mind that numbers in the Quarterly Disease Reports are NOT final and should be used only to generally monitor trends over time. Suspected, probable or laboratory confirmed cases of the reportable condition are included in the report.

Specific data requests and questions should be directed towards:

Marcia Knol, M.Sc.
Epidemiologist
mknol@miottawa.org
(616)494-5598

12251 James Street • Holland, MI 49424-9661 • (616) 396-5266 • Fax (616) 393-5643
www.miottawa.org/health

Disease Group	Reportable Condition	Cases in Last 4 Quarters**				Q3 Cases by Year***			
		Q4-12	Q1-13	Q2-13	Q3-13	Q3-10	Q3-11	Q3-12	Q3-13
Other	Leptospirosis	-	-	-	-	-	-	-	-
	Melioidosis	-	-	-	-	-	-	-	-
	Plague	-	-	-	-	-	-	-	-
	Psittacosis	-	-	-	-	-	-	-	-
	Q Fever*	-	-	-	-	-	-	-	-
	Q Fever Acute	-	-	-	-	-	-	-	-
	Q Fever Chronic	-	-	-	-	-	-	-	-
	Rabies Human	-	-	-	-	-	-	-	-
	Reye Syndrome	-	-	-	-	-	-	-	-
	Rheumatic Fever	-	-	-	-	-	-	-	-
	Rubella - Congenital	-	-	-	-	-	-	-	-
	Streptococcus pneumoniae, Drug Resistant	3	1	2	-	-	-	1	-
	Streptococcal Dis, Inv, Grp A	1	4	1	1	-	1	4	1
	Streptococcal Toxic Shock	-	1	1	-	-	-	1	-
	Toxic Shock	-	-	-	-	-	-	-	-
	Trachoma	-	-	-	-	-	-	-	-
	Trichinosis	-	-	-	-	-	-	-	-
	Tularemia	-	-	-	-	-	-	-	-
	Vibriosis - Non Cholera	-	-	-	1	-	-	-	1
	VISA	1	-	-	-	-	-	-	-
VRSA	-	-	-	-	-	-	-	-	
Other Subtotal		10	11	10	4	1	7	13	4
STD	Chancroid	-	-	-	-	-	-	-	-
	Chlamydia (Genital)	185	188	180	191	123	150	181	191
	Gonorrhea	20	29	21	22	16	14	21	22
	Granuloma Inguinale	-	-	-	-	-	-	-	-
	Lymphogranuloma venereum	-	-	-	-	-	-	-	-
	Syphilis - Congenital	-	-	-	-	-	-	-	-
	Syphilis - Early Latent	-	-	-	-	-	-	-	-
	Syphilis - Late Latent	-	-	-	-	-	-	-	-
	Syphilis - Late with Manifestations	-	-	-	-	-	-	-	-
	Syphilis - Latent of Unknown Duration	-	-	-	-	1	-	-	-
	Syphilis - Primary	-	-	-	-	-	-	-	-
	Syphilis - Secondary	-	-	-	-	2	2	-	-
STD Subtotal		205	217	201	213	142	166	202	213
Tuberculosis	Tuberculosis	-	1	-	1	3	-	1	1
	Mycobacterium - Other	6	4	-	7	-	4	1	7
	Tuberculosis Subtotal	6	5	0	8	3	4	2	8
VPD	Chickenpox (Varicella)	6	3	4	12	4	4	4	12
	Diphtheria	-	-	-	-	-	-	-	-
	H. influenzae Disease - Inv.	2	-	-	1	-	1	-	1
	Measles	-	-	-	-	-	-	-	-
	Mumps	-	-	-	-	-	-	-	-
	Pertussis	4	3	22	17	14	9	15	17
	Polio	-	-	-	-	-	-	-	-
	Rubella	-	-	-	-	-	-	-	-
	Shingles	-	1	1	-	-	1	-	-
	Tetanus	-	-	-	-	-	-	-	-
	VZ Infection, Unspecified	-	1	1	1	1	-	-	1
VPD Subtotal		12	8	28	31	19	15	19	31

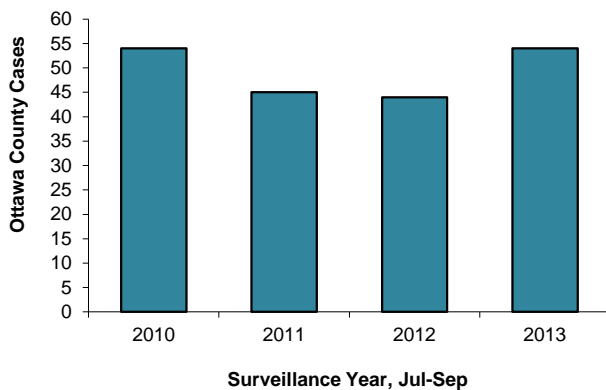
Disease Group	Reportable Condition	Cases in Last 4 Quarters**				Q3 Cases by Year***			
		Q4-12	Q1-13	Q2-13	Q3-13	Q3-10	Q3-11	Q3-12	Q3-13
Vectorborne	Babesiosis	-	-	-	-	-	-	-	-
	Dengue Fever	-	-	-	-	-	-	-	-
	Ehrlichiosis*	-	-	-	-	-	-	-	-
	Ehrlichiosis, Anaplasma phagocytophilum	-	-	-	-	-	-	-	-
	Ehrlichiosis, Ehrlichia chaffeensis	-	-	-	-	-	-	-	-
	Ehrlichiosis, Ehrlichia ewingii	-	-	-	-	-	-	-	-
	Ehrlichiosis, human granulocytic*	-	-	-	-	-	-	-	-
	Ehrlichiosis, human monocytic*	-	-	-	-	-	-	-	-
	Ehrlichiosis, human other/undetermined	-	-	-	-	-	-	-	-
	Ehrlichiosis human, other, unsp*	-	-	-	-	-	-	-	-
	Encephalitis, California	-	-	-	-	-	-	-	-
	Encephalitis, Eastern Equine	-	-	-	-	-	-	-	-
	Encephalitis, Powassan	-	-	-	-	-	-	-	-
	Encephalitis, St. Louis	-	-	-	-	-	-	-	-
	Encephalitis, Western Equine	-	-	-	-	-	-	-	-
	Lyme Disease	-	-	2	1	2	2	1	1
	Malaria	-	-	-	-	-	1	-	-
	Rickettsial Disease - Spotted Fever	-	-	-	-	-	-	-	-
	Rickettsial Disease - Typhus	-	-	-	-	-	-	-	-
	West Nile Virus	-	-	-	1	1	-	1	1
Yellow Fever	-	-	-	-	-	-	-	-	
Vectorborne Subtotal	0	0	2	2	3	3	2	2	
Viral Hepatitis	Hepatitis A	-	-	-	-	-	-	3	-
	Hepatitis B, Acute	-	-	-	-	-	-	-	-
	Hepatitis B, Chronic	10	5	3	2	5	4	5	2
	Hepatitis B, Perinatal	-	-	-	1	-	-	-	1
	Hepatitis C, Acute	1	-	-	-	1	-	-	-
	Hepatitis C, Chronic	13	12	16	12	12	9	20	12
	Hepatitis C, Unknown*	-	-	-	-	-	-	-	-
	Hepatitis D	-	-	-	-	-	-	-	-
	Hepatitis E	-	-	-	-	-	-	-	-
	Hepatitis Non A Non B	-	-	-	-	-	-	-	-
Viral Hepatitis Subtotal	24	17	19	15	18	13	28	15	
Total	12,931	15,523	6,050	2,334	1,711	2,604	2,668	2,334	

* Indicates disease no longer reported into the MDSS on an individual cases basis.

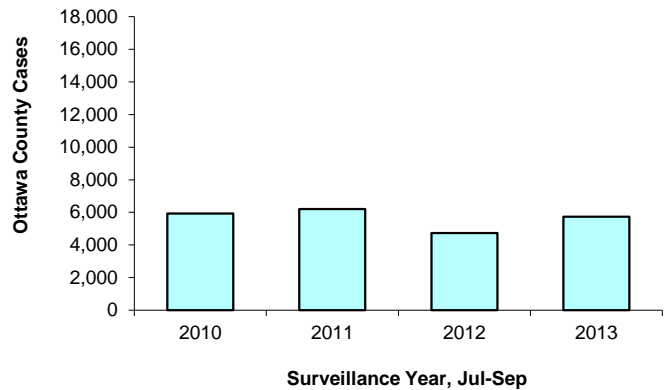
**Data for cases reported in last four quarters is based on week case was referred to the health department

*** Data for cases reported in same quarter of last 4 years; Q3=July-September

All Types of Foodborne Illness Cases in Ottawa County, Quarter 3 - Previous 4 Years

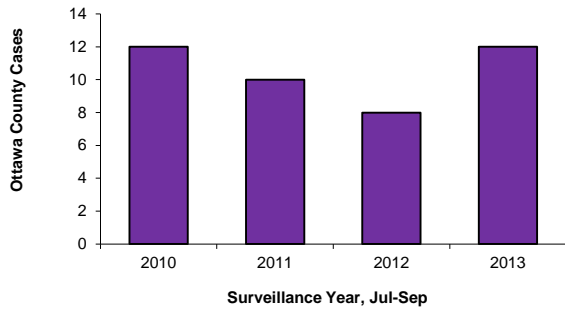


Flu-Like Disease Cases in Ottawa County Quarter 3 - Previous 4 Years

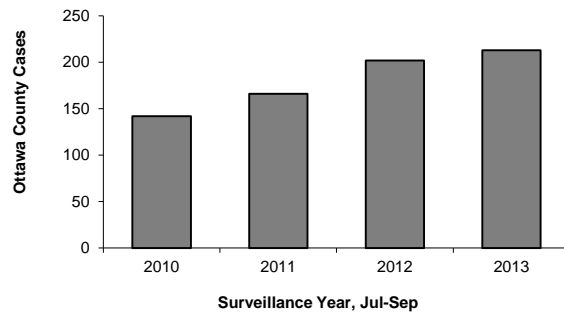


Q3 GRAPHS, cont'd:

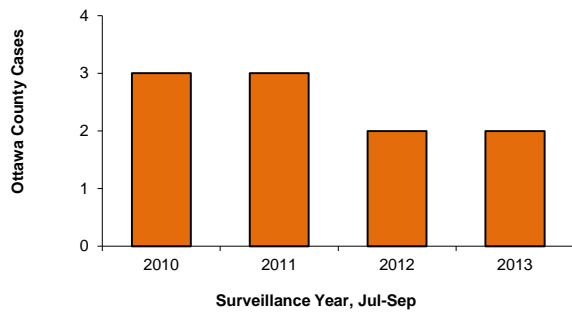
**All Types of Meningitis Cases in Ottawa County
Quarter 3 - Previous 4 Years**



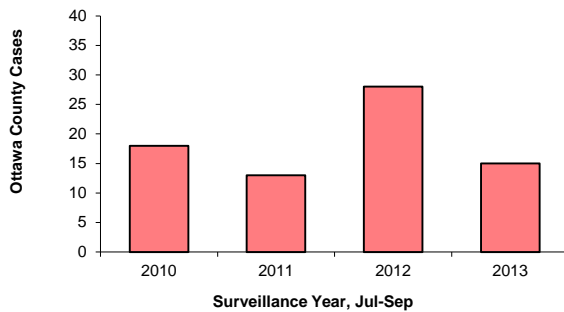
**All Types of Sexually Transmitted Disease Cases
in Ottawa County, Quarter 3 - Previous 4 Years**



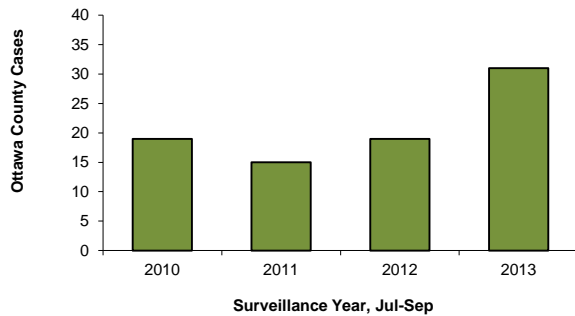
**All Types of Vectorborne Disease Cases
in Ottawa County, Quarter 3 - Previous 4 Years**



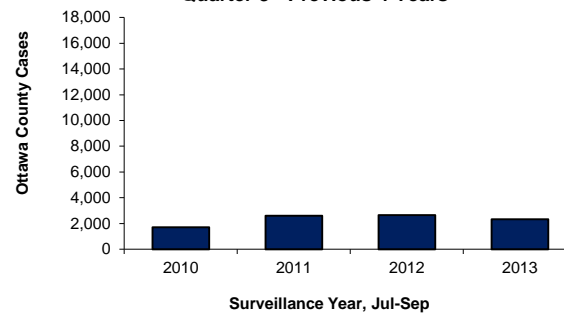
**All Types of Viral Hepatitis Cases in Ottawa
County, Quarter 3 - Previous 4 Years**



**All Types of Vaccine Preventable Disease Cases in
Ottawa County, Quarter 3 - Previous 4 Years**



**All Reportable Disease Cases in Ottawa County
Quarter 3 - Previous 4 Years**





*mi*Ottawa Department of
Public Health

Quarter 4 Reportable Disease Summary 2013

The data in the Quarterly Disease Reports are provisional, based on current reports in the Michigan Disease Surveillance System (MDSS) made by local health departments. The MDSS is a dynamic, continually active system: counts of disease are constantly changing as cases are investigated, confirmed as cases, or ruled out as not meeting the case definition. Each Quarterly Disease Report reflects this constant activity as the numbers may slightly fluctuate each month. Therefore, it should be kept in mind that numbers in the Quarterly Disease Reports are NOT final and should be used only to generally monitor trends over time. Suspected, probable or laboratory confirmed cases of the reportable condition are included in the report.

Specific data requests and questions should be directed towards:

Marcia Knol, M.Sc.
Epidemiologist
mknol@miottawa.org
(616)494-5598

12251 James Street • Holland, MI 49424-9661 • (616) 396-5266 • Fax (616) 393-5643
www.miottawa.org/health

Disease Group	Reportable Condition	Cases in Last 4 Quarters**				Q4 Cases by Year***			
		Q1-13	Q2-13	Q3-13	Q4-13	Q4-10	Q4-11	Q4-12	Q4-13
Other	Leptospirosis	-	-	-	-	-	-	-	-
	Melioidosis	-	-	-	-	-	-	-	-
	Plague	-	-	-	-	-	-	-	-
	Psittacosis	-	-	-	-	-	-	-	-
	Q Fever*	-	-	-	-	-	-	-	-
	Q Fever Acute	-	-	-	-	-	-	-	-
	Q Fever Chronic	-	-	-	-	-	-	-	-
	Rabies Human	-	-	-	-	-	-	-	-
	Reye Syndrome	-	-	-	-	-	-	-	-
	Rheumatic Fever	-	-	-	1	-	-	-	1
	Rubella - Congenital	-	-	-	-	-	-	-	-
	Streptococcus pneumoniae, Drug Resistant	1	2	-	-	-	-	3	-
	Streptococcal Dis, Inv, Grp A	4	1	1	3	-	2	1	3
	Streptococcal Toxic Shock	1	1	-	-	1	-	-	-
	Toxic Shock	-	-	-	-	-	-	-	-
	Trachoma	-	-	-	-	-	-	-	-
	Trichinosis	-	-	-	-	-	-	-	-
	Tularemia	-	-	-	-	-	-	-	-
	Vibriosis - Non Cholera	-	-	1	-	-	-	-	-
	VISA	-	-	-	-	-	-	1	-
VRSA	-	-	-	-	-	-	-	-	
Other Subtotal		11	10	4	11	7	22	10	11
STD	Chancroid	-	-	-	-	-	-	-	-
	Chlamydia (Genital)	188	180	191	173	122	145	185	173
	Gonorrhea	29	21	22	19	21	14	20	19
	Granuloma Inguinale	-	-	-	-	-	-	-	-
	Lymphogranuloma venereum	-	-	-	-	-	-	-	-
	Syphilis - Congenital	-	-	-	-	-	-	-	-
	Syphilis - Early Latent	-	-	-	-	-	-	-	-
	Syphilis - Late Latent	-	-	-	-	-	-	-	-
	Syphilis - Late with Manifestations	-	-	-	-	-	-	-	-
	Syphilis - Latent of Unknown Duration	-	-	-	-	-	-	-	-
	Syphilis - Primary	-	-	-	-	-	1	-	-
	Syphilis - Secondary	-	-	-	-	-	-	-	-
STD Subtotal		217	201	213	192	143	160	205	192
Tuberculosis	Tuberculosis	1	-	1	1	-	1	-	1
	Mycobacterium - Other	4	-	7	5	2	3	6	5
	Tuberculosis Subtotal	5	-	8	6	2	4	6	6
VPD	Chickenpox (Varicella)	3	4	12	17	7	9	6	17
	Diphtheria	-	-	-	-	-	-	-	-
	H. influenzae Disease - Inv.	-	-	1	1	-	1	2	1
	Measles	-	-	-	-	-	-	-	-
	Mumps	-	-	-	-	-	-	-	-
	Pertussis	3	22	17	16	9	12	4	16
	Polio	-	-	-	-	-	-	-	-
	Rubella	-	-	-	-	-	-	-	-
	Shingles	1	1	-	1	1	1	-	1
	Tetanus	-	-	-	-	-	-	-	-
	VZ Infection, Unspecified	1	1	1	-	-	-	-	-
VPD Subtotal	8	28	31	35	17	23	12	35	

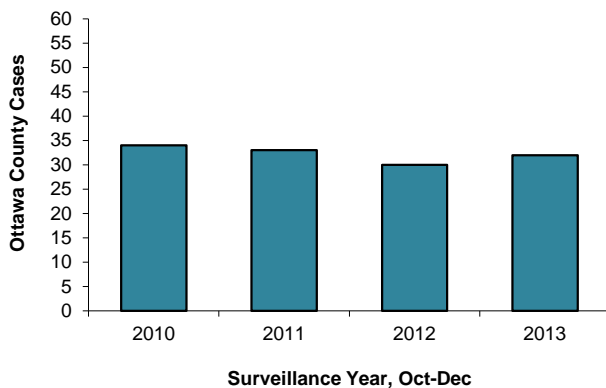
Disease Group	Reportable Condition	Cases in Last 4 Quarters**				Q4 Cases by Year***			
		Q1-13	Q2-13	Q3-13	Q4-13	Q4-10	Q4-11	Q4-12	Q4-13
Vectorborne	Babesiosis	-	-	-	-	-	-	-	-
	Dengue Fever	-	-	-	-	-	-	-	-
	Ehrlichiosis*	-	-	-	-	-	-	-	-
	Ehrlichiosis, Anaplasma phagocytophilum	-	-	-	-	-	-	-	-
	Ehrlichiosis, Ehrlichia chaffeensis	-	-	-	-	-	-	-	-
	Ehrlichiosis, Ehrlichia ewingii	-	-	-	-	-	-	-	-
	Ehrlichiosis, human granulocytic*	-	-	-	-	-	-	-	-
	Ehrlichiosis, human monocytic*	-	-	-	-	-	-	-	-
	Ehrlichiosis, human other/undetermined	-	-	-	-	-	-	-	-
	Ehrlichiosis human, other, unsp*	-	-	-	-	-	-	-	-
	Encephalitis, California	-	-	-	-	-	-	-	-
	Encephalitis, Eastern Equine	-	-	-	-	-	-	-	-
	Encephalitis, Powassan	-	-	-	-	-	-	-	-
	Encephalitis, St. Louis	-	-	-	-	-	-	-	-
	Encephalitis, Western Equine	-	-	-	-	-	-	-	-
	Lyme Disease	-	2	1	-	-	-	-	-
	Malaria	-	-	-	-	-	1	-	-
	Rickettsial Disease - Spotted Fever	-	-	-	-	-	-	-	-
	Rickettsial Disease - Typhus	-	-	-	-	-	-	-	-
	West Nile Virus	-	-	1	-	-	-	-	-
Yellow Fever	-	-	-	-	-	-	-	-	
Vectorborne Subtotal	-	2	2	-	-	1	-	-	
Viral Hepatitis	Hepatitis A	-	-	-	-	-	-	-	-
	Hepatitis B, Acute	-	-	-	-	-	-	-	-
	Hepatitis B, Chronic	5	3	2	5	5	2	10	5
	Hepatitis B, Perinatal	-	-	1	-	-	-	-	-
	Hepatitis C, Acute	-	-	-	-	-	-	1	-
	Hepatitis C, Chronic	12	16	12	13	12	18	13	13
	Hepatitis C, Unknown*	-	-	-	-	-	-	-	-
	Hepatitis D	-	-	-	-	-	-	-	-
	Hepatitis E	-	-	-	-	-	-	-	-
	Hepatitis Non A Non B	-	-	-	-	-	-	-	-
Viral Hepatitis Subtotal	17	19	15	18	17	20	24	18	
Total	15,523	6,050	2,334	8,502	10,323	8,338	12,931	8,502	

* Indicates disease no longer reported into the MDSS on an individual cases basis.

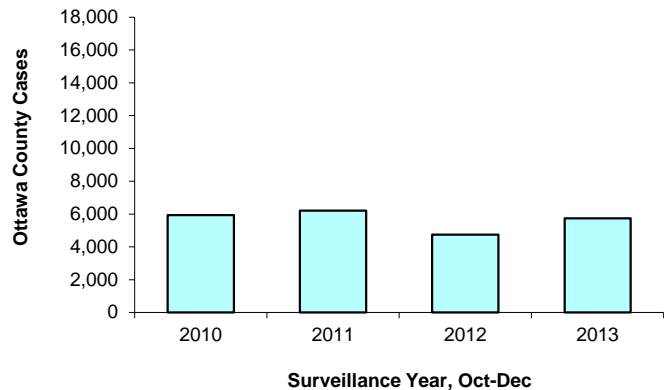
**Data for cases reported in last four quarters is based on week case was referred to the health department

*** Data for cases reported in same quarter of last 4 years; Q4=October-December

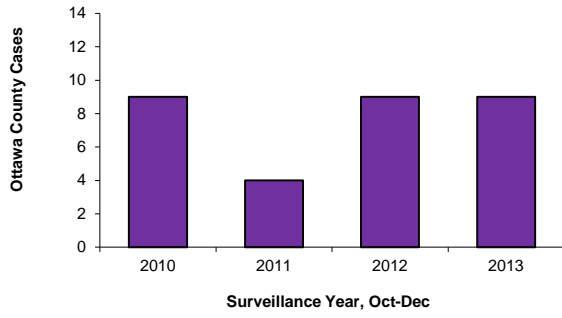
All Types of Foodborne Illness Cases in Ottawa County, Quarter 4 - Previous 4 Years



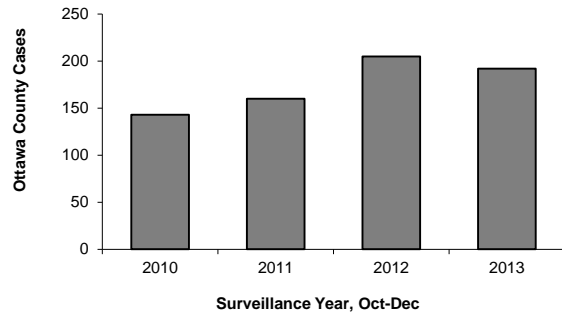
Flu-Like Disease Cases in Ottawa County Quarter 2 - Previous 4 Years



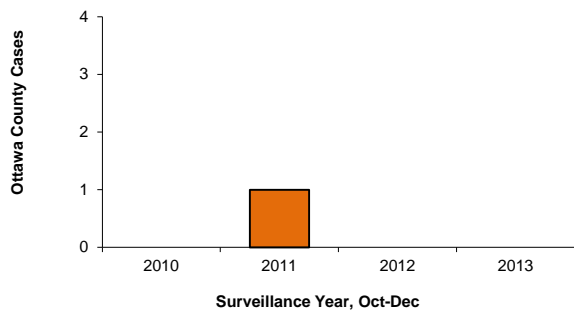
**All Types of Meningitis Cases in Ottawa County
Quarter 4 - Previous 4 Years**



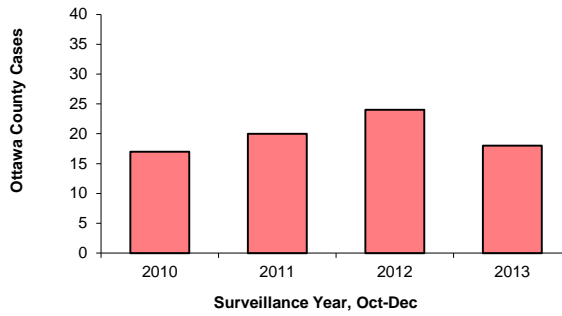
**All Types of Sexually Transmitted Disease Cases
in Ottawa County, Quarter 4 - Previous 4 Years**



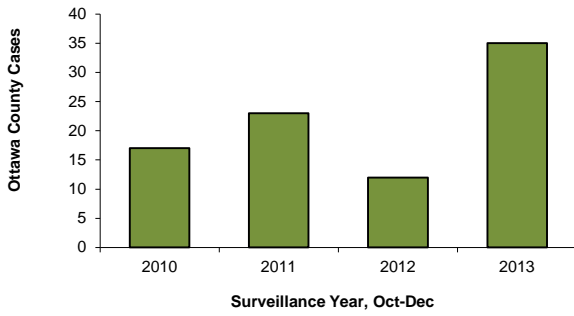
**All Types of Vectorborne Disease Cases in
Ottawa County, Quarter 4 - Previous 4 Years**



**All Types of Viral Hepatitis Cases in Ottawa
County, Quarter 4 - Previous 4 Years**



**All Types of Vaccine Preventable Disease Cases in
Ottawa County, Quarter 4 - Previous 4 Years**



**All Reportable Disease Cases in Ottawa County
Quarter 4 - Previous 4 Years**

