

# MDHHS Annual Data Submission and Needs Assessment

Community Mental Health of Ottawa County  
Amy Avery, Program Evaluator



COMMUNITY  
MENTAL HEALTH  
OTTAWA COUNTY

# What is the Annual Data Submission and Needs Assessment?

## Purpose:

To identify, examine and evaluate the mental health needs of the county and provide a mechanism to track changes over time

- Typical Components:
  - Estimated Full Time Equivalents (FTEs)
  - Requests for Services and Disposition of Requests
  - Waiting List
  - Priority needs and planned set of actions
    - Stakeholder Survey—every other year
  - Community Data Set
- Components for FY 2022:
  - Request for Services and Disposition of Requests
  - Waiting List
  - Community Data Set



# Request for Services and Disposition of Requests

Fiscal Year 2022



COMMUNITY  
MENTAL HEALTH  
OTTAWA COUNTY

# Request for Services and Disposition of Requests

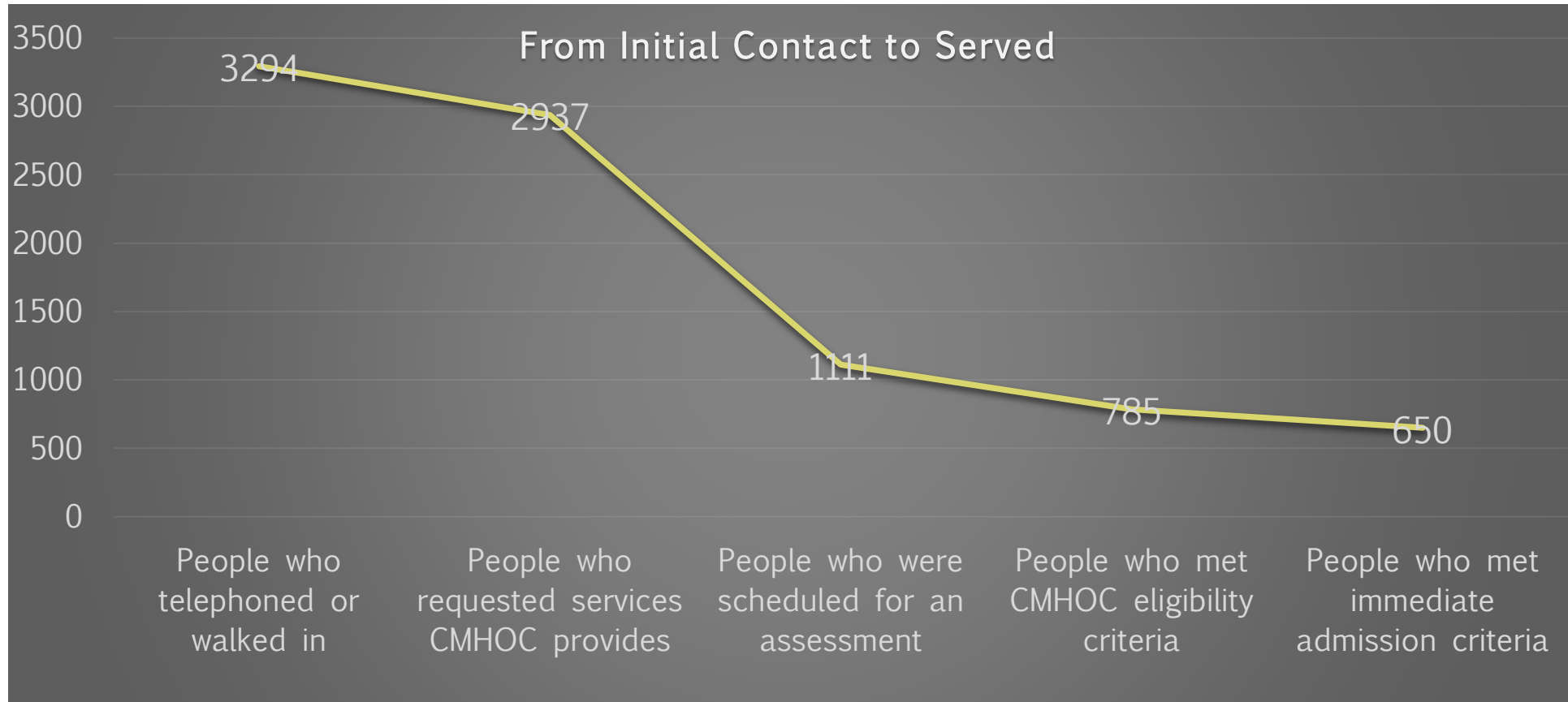
	DD All Ages	Adults with MI	Children with SED	Unknown and All Others	Total
Total # of people who telephoned or walked in	167	996	639	1492	<b>3294</b>
Total # referred out due to Non-MH needs (of Row 1)	0	71	2	284	<b>357</b>
Total # who requested services the CMHSP provides (of row1)	167	925	637	1208	2937
Of those who requested services CMH provides- How many people did not meet eligibility through phone or other screen	3	103	49	602	<b>757</b>
Of those who requested services CMH provides- How many people were scheduled for assessment	126	508	475	2	<b>1111</b>
Other- incomplete call, crisis or emergency, consultation, information only, and other	38	314	113	604	1069



# CMHOC Assessment

	DD All Ages	Adults with MI	Children with SED	Unknown and All Others	Total
Of those scheduled for assessment—How many did not receive eligibility determination (dropped out, no show, etc.)	58	81	39	0	<b>178</b>
Of those scheduled for assessment, how many did not meet eligibility criteria	0	16	5	0	<b>21</b>
Of those scheduled for assessment—How many people met the CMHOC eligibility criteria	55	340	390	0	<b>785</b>
Of those meeting eligibility criteria—How many met Immediate admission criteria	55	338	257	0	<b>650</b>
Of those meeting eligibility criteria—How many were put on a waiting list	0	0	132	0	132

# CMHOC's Story: FY 2022





2022

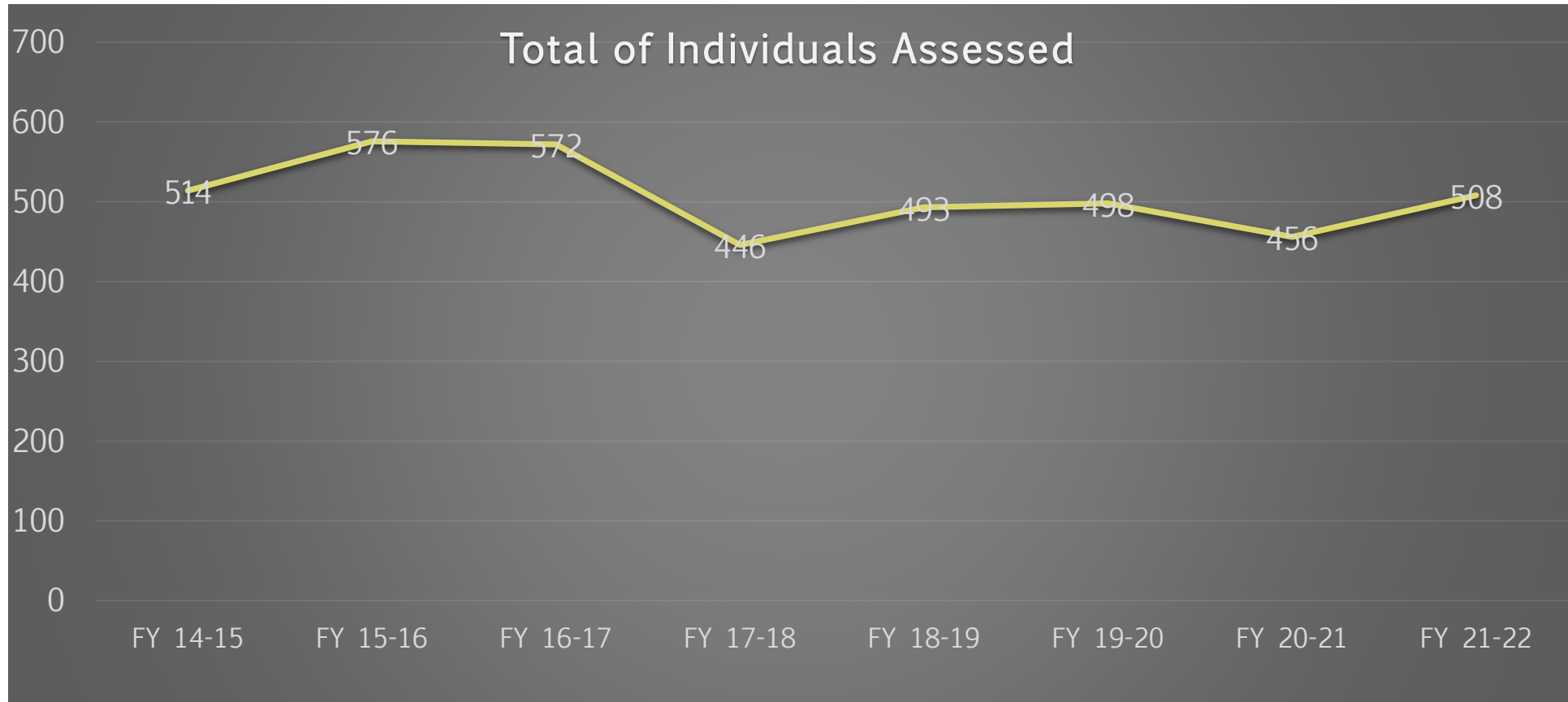
# Data Trends throughout the Years

Assessments Scheduled



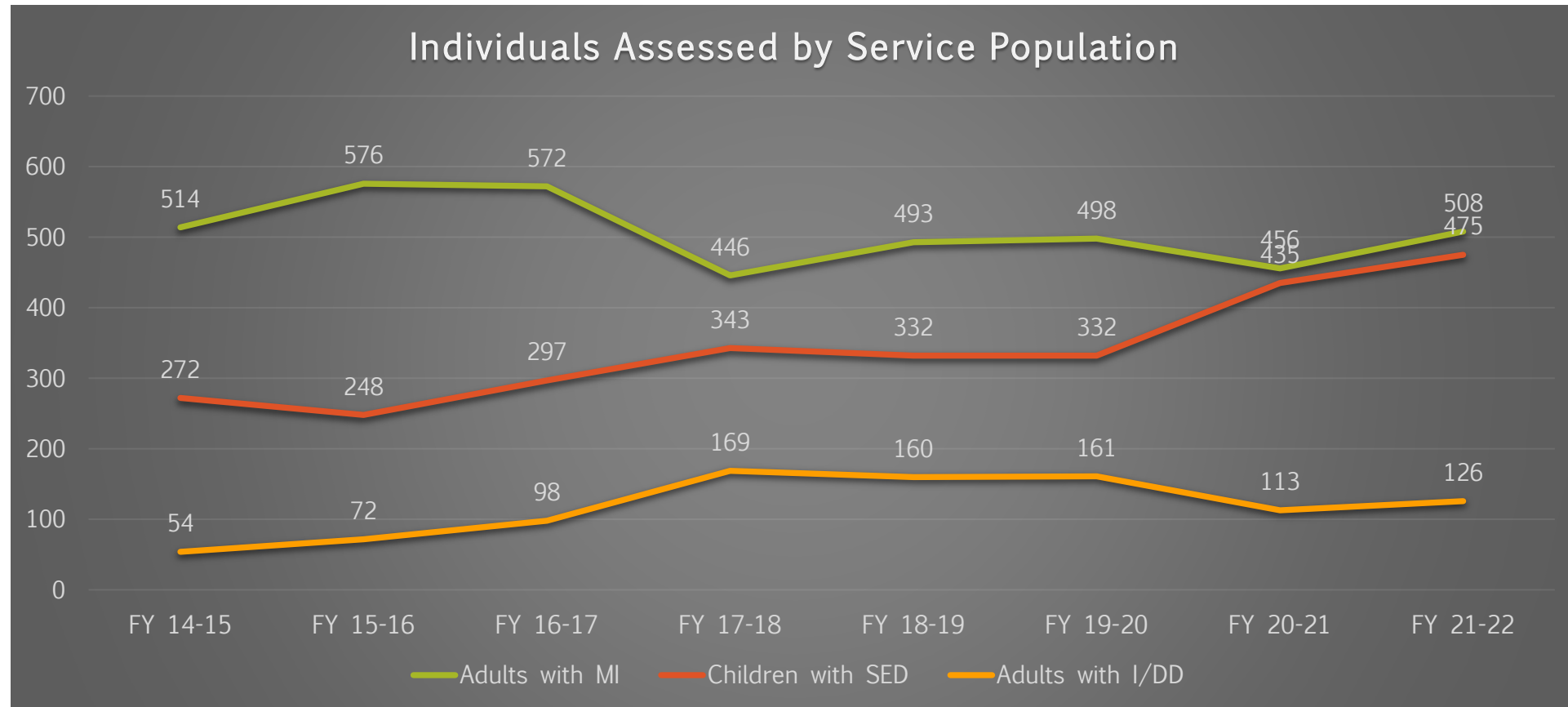
**COMMUNITY  
MENTAL HEALTH**  
OTTAWA COUNTY

# Total Number of Individuals Scheduled for Assessment





# Comparison of all 3 Service Populations





# Community Data Set

Ottawa County FY 2022



COMMUNITY  
MENTAL HEALTH  
OTTAWA COUNTY

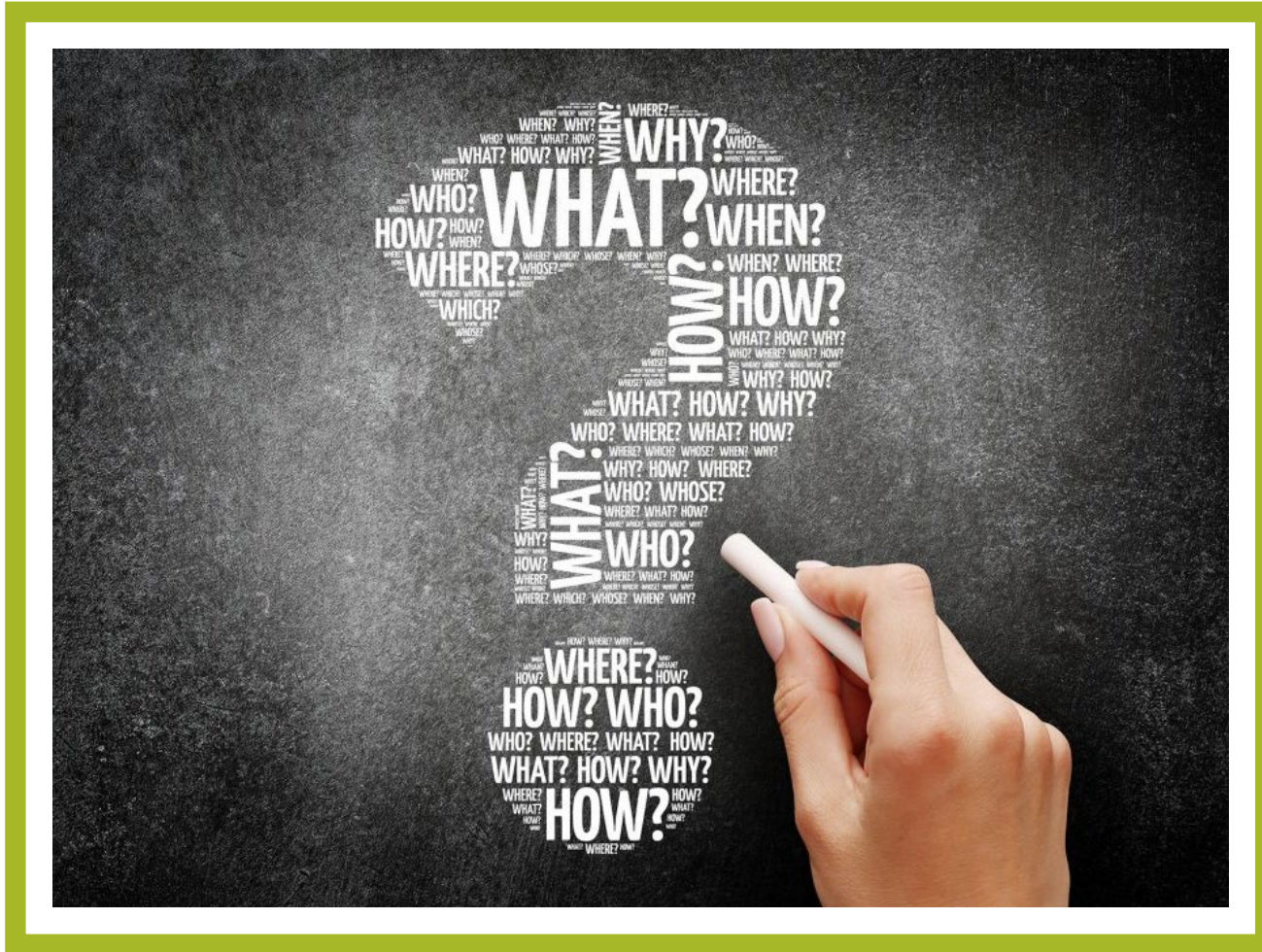
# Ottawa County Statistics

- 302,680 Ottawa County Residents
  - 295,874 Ottawa County Residents FY 21
- 3.3% Unemployment Rate
  - Decrease of 0.8% since FY 21
  - 3.5% as of February 2023
  - 3<sup>rd</sup> lowest County in Michigan
- 90.8% of Students Graduated on time (FY 2022)
  - FY 2021, 91.9% students graduated on time
- 4.1% of Students Dropped Out (FY 2022)
- 387 Special Education Students Graduated or Aged Out (FY 2022)



# Consumer Health Data

- 94.21% of consumers have a primary care physician (PCP)
  - 95.24% in FY 2021
- 3,855 Children were identified as at risk for severe emotional disturbance and are 100% below the poverty level (FY 2021)
  - 4,986 in FY 2020
- 198 of consumers are homeless
  - 184 in FY 2021
- Ottawa County is ranked as the 2<sup>nd</sup> healthiest county in Michigan



# Questions

Annual Needs Assessment  
Ottawa County FY 2022



COMMUNITY  
MENTAL HEALTH  
OTTAWA COUNTY