

Agenda
Finance and Administration Committee
West Olive Administration Building – Board Room and YouTube
12220 Fillmore, West Olive, MI 49460
Tuesday, January 17, 2023
10:00 AM

Public Comment

Consent Items:

1. Approval of the Agenda
2. Approval of Minutes from the [December 6, 2022](#) Finance and Administration Committee Meeting.

Action Items:

1. Election of Vice Chairperson
Suggested Motion:
To elect _____ as Vice Chairperson of the Finance and Administration Committee for 2023.
2. [Statement of Review](#)
Suggested Motion:
To approve the Statement of Review for the month of December 2022.
3. [Interlocal Prosecution Agreement](#)
Suggested Motion:
To approve and forward to the Board of Commissioners the new Interlocal Prosecution Agreement between Ottawa County and Allegan County.
4. [Community Action Agency Personnel Request](#)
Suggested Motion:
To approve and forward to the Board of Commissioners a proposal to change one .6 FTE, benefited Weatherization Inspector position at universal paygrade 7 to a 1.0 FTE for a total cost of \$14,786.25.
5. [Fiscal Services Personnel Request](#)
Suggested Motion:
To approve and forward to the Board of Commissioners a proposal to add one, 1.0 FTE full-time, benefited Assistant Mental Health Financial Manager position at universal paygrade 13 for a total cost of \$117,738.00 paid for with grant funding and Medicaid.

6. [Facilities Personnel Request](#)

Suggested Motion:

To approve and forward to the Board of Commissioners a proposal to change one, 1.0 FTE full-time, benefited Maintenance Worker position at universal paygrade 5 to a Maintenance Technician at universal paygrade 7 for a total cost of \$8,140.38.

7. [FY 2023 Budget Adjustments](#)

Suggested Motion:

To approve and forward to the Board of Commissioners the 2023 budget adjustments per the attached schedule.

Discussion Items:

1. [Treasurer's Financial Month End Update](#); Amanda Price
2. Current Status of ARPA Funds
3. Overview of Budget Process

Public Comment

Adjournment

Comments on the day's business are to be limited to three (3) minutes.

FINANCE AND ADMINISTRATION COMMITTEE

Proposed Minutes

DATE: December 6, 2022

TIME: 10:01 a.m.

PLACE: Fillmore Street Complex

PRESENT: Joseph Baumann, Philip Kuyers, Roger Bergman, Gregory DeJong, and Douglas Zylstra (5)

STAFF & GUESTS: John Shay, County Administrator; Patrick Waterman, Assistance County Administrator; Karen Karasinski, Fiscal Services Director; Rachel Sanchez, Chief Deputy Register; Amanda Price, County Treasurer; Lynne Doyle, Community Mental Health Director; Jon Walters, Telecom Administrator; Jennell Challa, Friend of the Court; Zachary VanOsdol, Assistant HR Director; Christian Lehner and Barbara VanHorsen

SUBJECT: CONSENT ITEMS

FC 22-139 Motion: To approve the agenda of today and to approve the minutes from the November 15, 2022, Finance and Administration Committee Meeting.
Moved by: Bergman UNANIMOUS

SUBJECT: STATEMENT OF REVIEW

FC 22-140 Motion: To approve the Statement of Review for the month of November 2022.
Moved by: Kuyers UNANIMOUS

SUBJECT: AMENDED AGREEMENT FOR FUNDING ASSISTANCE WITH OTTAWA CONSERVATION DISTRICT

FC 22-141 Motion: To approve and forward to the Board of Commissioners the Amended Agreement for Funding Assistance between Ottawa County and the Ottawa Conservation District.
Moved by: Zylstra UNANIMOUS

FC 22-142 Amended Motion: To Amend the Amended Agreement for Funding Assistance to extend the agreement through September 30, 2026, and a total County Contribution of \$120,000.
Moved by: Bergman

The motion passed as shown by the following votes: Yeas: Philip Kuyers, Douglas Zylstra, Roger Bergman, Gregory DeJong, Joseph Baumann. (5)

SUBJECT: ROAD COMMISSION AGREEMENT ON CUSTODIAL FUNDS

FC 22-143 Motion: To approve and forward to the Board of Commissioners the interlocal agreement with the Road Commission regarding the Treasurer's Custody of Road Commission funds and coordination of Audit requirements.
Moved by: Bergman UNANIMOUS

SUBJECT: ROAD COMMISSION MEMORANDUM OF UNDERSTANDING

FC 22-144 Motion: To approve and forward to the Board of Commissioners the updated Memorandum of Understanding between Ottawa County and the Road Commission with regards to improved communications.
Moved by: Kuyers UNANIMOUS

SUBJECT: OPEB ADVISORY SERVICES

FC 22-145 Motion: To approve and forward to the Board of Commissioners the OPEB Advisory Services Agreement with CapTrust.
Moved by: Kuyers UNANIMOUS

SUBJECT: CREDIT CARD PROCESSING CONTRACT WITH HUNTINGTON

FC 22-146 Motion: To approve and forward to the Board of Commissioners the contract for Credit Card Processing with Huntington/FiServe for equipment in the amount of \$4,000, and software in the amount of \$100 plus associated annual transaction fees as outlined in the Request for Proposal Response and the Merchant Agreement which is estimated to be \$150,000 subject to Corporate Counsel and the Treasurer's final approval.
Moved by: Bergman UNANIMOUS

SUBJECT: CISCO FLEX PHONE LICENSING AND SERVER REPLACEMENT

FC 22-147 Motion: To approve and forward to the Board of Commissioners the 3-year licensing agreement, server replacement, and 1-year extension of the Master Services Agreement with Sentinel Technologies at a total cost of \$311,049.01.
Moved by: Kuyers UNANIMOUS

SUBJECT: COMMUNITY MENTAL HEALTH PERSONNEL REQUEST

FC 22-148 Motion: To approve and forward to the Board of Commissioners the request from Community Mental Health to add one, 1.0 FTE full-time, benefited Nurse Practitioner positions at paygrade 16 at a total cost of \$137,690 paid for with CCBHC grant funds and Medicaid.
Moved by: Kuyers UNANIMOUS

SUBJECT: COMMUNITY MENTAL HEALTH PERSONNEL REQUEST

FC 22-149 Motion: To approve and forward to the Board of Commissioners the request from Community Mental Health to add temporary, non-benefited Crisis Support pooled positions at a not-to-exceed cost of \$40,000 annually.
 Moved by: Kuyers UNANIMOUS

SUBJECT: SETTING OF PUBLIC HEARING FOR REVOLVING LOAN FUND

FC 22-150 Motion: To approve the setting of a public hearing on the Revolving Loan Fund Board funded initiative for Tuesday, December 13, 2022, to be held in the Ottawa County Board Room, 12220 Fillmore Street, West Olive, at 1:30 PM.
Moved by: Bergman UNANIMOUS

SUBJECT: FY22 and FY23 Budget Adjustments

FC 22-151 Motion: To approve and forward to the Board of Commissioners the 2022 and 2023 budget adjustments per the attached schedule.
 Moved by: Kuyers UNANIMOUS

SUBJECT: ADJOURNMENT

FC 22-152 Motion: To adjourn at 10:31 a.m.
Moved by: DeJong UNANIMOUS

Action Request



Committee: Finance and Administration Committee

Meeting Date: 01/17/2023

Requesting Department: Human Resources

Submitted By: Regina MacMillan

Agenda Item: Statement of Review

Suggested Motion:

To approve the Statement of Review for the month of December 2022.

Summary of Request:

Mileage payments to Commissioners per the Commissioners' Mileage Policy.

Financial Information:

Total Cost: \$636.88	General Fund Cost: \$636.88	Included in Budget:	<input checked="" type="checkbox"/> Yes	<input type="checkbox"/> No	<input type="checkbox"/> N/A
----------------------	-----------------------------	---------------------	---	-----------------------------	------------------------------

If not included in budget, recommended funding source:

Action is Related to an Activity Which Is: ☒ Mandated ☐ Non-Mandated ☐ New Activity


Action is Related to Strategic Plan:

Goal: Goal 1: To Maintain and Improve the Strong Financial Position of the County.

Objective: Goal 1, Objective 1: Maintain and improve current processes and implement new strategies to retain a balanced budget.

Goal 1, Objective 2: Maintain and improve the financial position of the County through legislative advocacy.

Goal 1, Objective 3: Maintain or improve bond credit ratings.

Administration:  ☒ Recommended ☐ Not Recommended ☐ Without Recommendation

County Administrator:

Committee/Governing/Advisory Board Approval Date:

Commissioner Mileage Voucher

To: Roger A. Bergman

Date:

December 31 2022

Address: 214 Washington Avenue

Dept:

10101010 860000 (Unless otherwise noted)

City: Grand Haven

State: Michigan

Zip: 49417

Date	Description	Miles	Current Rate	Amount
December 6 2022	PLANNING & POLICY	28.00	\$0.625	\$17.50
December 9 2022	MEETING IN FERRYSBURG	8.00	\$0.625	\$5.00
December 13 2022	BOARD OF COMMISSION	28.00	\$0.625	\$17.50
December 20 2022	MEETING AT FILLMORE	28.00	\$0.625	\$17.50
December 21 2022	WMSRDC	36.00	\$0.625	\$22.50
December 19 2022	FERRYSBURG CITY COUNCIL MEETING	8.00	\$0.625	\$5.00
December 21 2022	COMPUTER PICKUP AND TRAINING	28.00	\$0.625	\$17.50
	Pick From List		\$0.625	\$0.00
	Pick From List		\$0.625	\$0.00
	Pick From List		\$0.625	\$0.00
	Pick From List		\$0.625	\$0.00
	Pick From List		\$0.625	\$0.00
	Pick From List		\$0.625	\$0.00
	Pick From List		\$0.625	\$0.00
	Pick From List		\$0.625	\$0.00
	Pick From List		\$0.625	\$0.00
Total Mileage:		164.00	\$0.625	\$102.50

Commissioner Mileage Voucher

To: Matthew R. Fenske

Date:

December 27 2022

Address: 2077 Luce Street SW

Dept:

10101010 860000 (Unless otherwise noted)

City: Grand Rapids

State: Michigan

Zip: 49534

Date	Description	Miles	Current Rate	Amount
December 27 2022	Agriculture Preservation Board	32.00	\$0.625	\$20.00
December 12 2022	Area Community Services Employment & Training Council (ACSET)	30.00	\$0.625	\$18.75
December 13 2022	Board of Commissioners Meeting	32.00	\$0.625	\$20.00
December 19 2022	CMH Board 50%-64955020 860000 - 50%-64955029 860000	58.00	\$0.625	\$36.25
			\$0.625	\$0.00
			\$0.625	\$0.00
			\$0.625	\$0.00
			\$0.625	\$0.00
			\$0.625	\$0.00
			\$0.625	\$0.00
			\$0.625	\$0.00
			\$0.625	\$0.00
			\$0.625	\$0.00
			\$0.625	\$0.00
			\$0.625	\$0.00
			\$0.625	\$0.00
			\$0.625	\$0.00
			\$0.625	\$0.00
Total Mileage:		152.00		\$116.25

Commissioner Mileage Voucher

To: Francisco C. Garcia

Date:

#####

Address: 961 Bay Ridge Dr.

Dept:

10101010 860000 (Unless otherwise noted)

City: Holland

State: Michigan

Zip: 49424

Date	Description	Miles	Current Rate	Amount
December 1 2022	Talent and Recruitment Committee Meeting	26.00	\$0.625	\$16.25
December 2 2022	West Michigan Regional Planning Commission	120.00	\$0.625	\$75.00
December 6 2022	Planning and Policy Committee Meeting	26.00	\$0.625	\$16.25
December 12 2022	Area Community Services Employment & Training Council (ACSET)	70.00	\$0.625	\$43.75
December 13 2022	Board of Commissioners Meeting	26.00	\$0.625	\$16.25
November 08 2022	Board of Commissioners Meeting	26.00	\$0.625	\$16.25
November 22 2022	Board of Commissioners Meeting	26.00	\$0.625	\$16.25
	Pick From List		\$0.625	\$0.00
	Pick From List		\$0.580	\$0.00
	Pick From List		\$0.580	\$0.00
	Pick From List		\$0.580	\$0.00
	Pick From List		\$0.580	\$0.00
	Pick From List		\$0.580	\$0.00
	Pick From List		\$0.580	\$0.00
	Pick From List		\$0.580	\$0.00
	Pick From List		\$0.580	\$0.00
	Pick From List		\$0.580	\$0.00
	Pick From List		\$0.580	\$0.00
	Pick From List		\$0.580	\$0.00
	Pick From List		\$0.580	\$0.00
Total Mileage:		320.00	\$0.625	\$200.00

Commissioner Mileage Voucher

To: James H. Holtvluwer

Date: Nov-Dec

Address: 8092 Weatherwax Drive

Dept: 10101010 860000 (Unless otherwise noted)

City: *Jenison*

State: *Michigan*

Zip: 49428

Date	Description	Miles	Current Rate	Amount
November 2 2022	Parks Board	32.00	\$0.625	\$20.00
November 9 2022	County Board	32.00	\$0.625	\$20.00
November 9 2022	Health & Human Services	32.00	\$0.625	\$20.00
November 22 2022	County Board	32.00	\$0.625	\$20.00
December 13 2022	Talent & Recruitment	16.00	\$0.625	\$10.00
December 13 2022	County Board	16.00	\$0.625	\$10.00
December 14 2022	Health & Human Services	32.00	\$0.625	\$20.00
	Pick From List		\$0.580	\$0.00
	Pick From List		\$0.580	\$0.00
	Pick From List		\$0.580	\$0.00
	Pick From List		\$0.580	\$0.00
	Pick From List		\$0.580	\$0.00
	Pick From List		\$0.580	\$0.00
	Pick From List		\$0.580	\$0.00
	Pick From List		\$0.580	\$0.00
	Pick From List		\$0.580	\$0.00
	Pick From List		\$0.580	\$0.00
	Pick From List		\$0.580	\$0.00
	Pick From List		\$0.580	\$0.00
	Pick From List		\$0.580	\$0.00
	Pick From List		\$0.580	\$0.00
Total Mileage:		192.00	\$0.625	\$120.00

Commissioner Mileage Voucher

To: *Randall J. Meppelink*

Date:

December 14 2022

Address: 7130 88th Ave.

Dept:

10101010 860000 (Unless otherwise noted)

City: Zeeland

State: *Michigan*

Zip: 49464

Date	Description	Miles	Current Rate	Amount
November 8 2022	Board of Commissioners Meeting	16.00	\$0.625	\$10.00
November 22 2022	Board of Commissioners Meeting	16.00	\$0.625	\$10.00
December 13 2022	Board of Commissioners Meeting	16.00	\$0.625	\$10.00
December 14 2022	Kent Ottawa Muskegon Foreign Trade Zone Authority	36.00	\$0.625	\$22.50
	Pick From List		\$0.580	\$0.00
	Pick From List		\$0.580	\$0.00
	Pick From List		\$0.580	\$0.00
	Pick From List		\$0.580	\$0.00
	Pick From List		\$0.580	\$0.00
	Pick From List		\$0.580	\$0.00
	Pick From List		\$0.580	\$0.00
	Pick From List		\$0.580	\$0.00
	Pick From List		\$0.580	\$0.00
	Pick From List		\$0.580	\$0.00
	Pick From List		\$0.580	\$0.00
	Pick From List		\$0.580	\$0.00
	Pick From List		\$0.580	\$0.00
	Pick From List		\$0.580	\$0.00
	Pick From List		\$0.580	\$0.00
	Pick From List		\$0.580	\$0.00
	Pick From List		\$0.580	\$0.00
	Pick From List		\$0.580	\$0.00
	Pick From List		\$0.580	\$0.00
Total Mileage:		84.00	\$0.625	\$52.50

Commissioner Mileage Voucher

To: Douglas R. Zylstra

Date:

December 2022

Address: 152 E 24th St

Dept:

10101010 860000 (Unless otherwise noted)

City: Holland

State: Michigan

Zip: 49423

Date	Description	Miles	Current Rate	Amount
			\$0.625	\$0.00
December 6 2022	Finance	30.00	\$0.625	\$18.75
December 16 2022	BOARD MEETING	30.00	\$0.625	\$18.75
			\$0.625	\$0.00
December 19 2022	CMH	13.00	\$0.625	\$8.13
			\$0.625	\$0.00
	Pick From List		\$0.625	\$0.00
	Pick From List		\$0.625	\$0.00
	Pick From List		\$0.625	\$0.00
	Pick From List		\$0.625	\$0.00
	Pick From List		\$0.625	\$0.00
	Pick From List		\$0.625	\$0.00
	Pick From List		\$0.625	\$0.00
	Pick From List		\$0.625	\$0.00
	Pick From List		\$0.625	\$0.00
	Pick From List		\$0.625	\$0.00
	Pick From List		\$0.625	\$0.00
	Pick From List		\$0.625	\$0.00
	Pick From List		\$0.625	\$0.00
	Pick From List		\$0.625	\$0.00
	Pick From List		\$0.625	\$0.00
	Pick From List		\$0.625	\$0.00
	Total Mileage:	73.00	\$0.625	\$45.63

Action Request

Electronic Submission – Contract # 1795



Committee: FINANCE AND ADMINISTRATION

Meeting Date: 1/17/2023

Vendor/3rd Party: ALLEGAN COUNTY

Requesting Department: PROSECUTING ATTORNEY

Submitted By: LEE FISHER

Agenda Item: INTERLOCAL PROSECUTION AGREEMENT

Suggested Motion:

To approve and forward to the Board of Commissioners the new Interlocal Prosecution Agreement between Ottawa County and Allegan County.

Summary of Request:

The agreement has been revised to reflect an increase in the amount billed for our services provided.

Financial Information:

Total Cost: \$10,000.00	General Fund Cost: \$10,000.00	Included in Budget: Yes
-------------------------	--------------------------------	-------------------------


If not included in Budget, recommended funding source:

Action is Related to an Activity Which Is: Non-Mandated

Action is Related to Strategic Plan:

Goal 1: To Maintain and Improve the Strong Financial Position of the County.

Administration:

Recommended by County Administrator:  1/13/2023 12:25:00 PM

Committee/Governing/Advisory Board Approval Date: 1/17/2023

**INTERLOCAL AGREEMENT
OTTAWA COUNTY AND ALLEGAN COUNTY**

This Interlocal Agreement (“Agreement”) is made by and between the Ottawa County and its Prosecuting Attorney (“Ottawa”), and Allegan County and its Prosecuting Attorney (“Allegan”) and is entered into pursuant to the Intergovernmental Contracts Between Municipalities Act, MCL §124.1 *et seq.* (the “Act”) This Agreement sets forth the terms and conditions mutually agreed upon by the parties.

WHEREAS, parts of the City of Holland (“City”) are located in Allegan and parts are located in Ottawa;

WHEREAS, Ottawa and Allegan have had an understanding that Ottawa will handle certain criminal prosecutions arising out of the City even though the crime may have occurred in Allegan (“Intercounty prosecutions”);

WHEREAS, the Act permits one governmental office that performs a function to perform that function in another office’s jurisdiction if the latter consents through Agreement;

WHEREAS, Ottawa and Allegan wish to enter into such an Agreement regarding Intercounty prosecutions arising out of the City of Holland and replace all prior understandings and agreements;

NOW, THEREFORE, THE PARTIES AGREE AS FOLLOWS:

1. Term of the Agreement: The term of this Agreement is for ten (10) years from January 1, 2023 until December 31, 2033, unless terminated earlier in accordance with Section 4 of this Agreement. This Agreement may be extended beyond this term through mutual agreement between both parties in writing.

2. Termination of Agreement: This Agreement may be terminated by either party at any time upon ninety (90) days written notice to the other party.

3. Agreement Effective Date: The Agreement will be made effective January 1, 2023.

4. Engagement by Ottawa Prosecutor: Ottawa will prosecute state law misdemeanor criminal cases that originate in that portion of the City of Holland located in Allegan County that are filed in the 58th District Court. Ottawa will also prosecute felony cases, through the preliminary examination stage, that originate in that portion of the City of Holland located in Allegan County that are filed in the 58th District Court. Following bind over of these cases to the Allegan Circuit Court, these cases will be prosecuted by Allegan.

5. Other Conditions: For any criminal case originating in that portion the City of Holland located in Allegan County, Allegan may choose to prosecute the case and provide notice of the intent to do so to Ottawa, the 58th District Court, and the investigating police agency.

6. Payment: State Information: Ottawa shall bill Allegan at a rate of \$105.00 per hour of time spent prosecuting cases for Allegan, plus an additional \$30 per case to cover administrative time and cost. Billings to be provided to Allegan on a quarterly schedule.

7. Insurance: Each party shall assume responsibility for its own insurance coverage and hold the other harmless from providing any and all insurance coverage, appropriate to this Agreement.

8. Indemnification: To the fullest extent permitted by law, the parties agree to defend, indemnify and hold each other harmless against all liabilities, losses or damages resulting from any lawsuits, claims, demands, costs or judgments asserted as a result of their own actions or inactions, or of an alleged error, mistake, negligence or the actions or inactions of their own employees, officers or agents. This Agreement shall not be construed to authorize, approve or permit subrogation by an insurance company, since the parties agree that insurance should be each party's exclusive remedy where it applies. Each party agree to cooperate with the other in mutual defense of any claim and to hold such mutual defense communication in confidence to the extent permissible under the law. This Section of the Agreement shall survive termination.

9. Miscellaneous:

- a. Section Headings.** The headings of the several sections shall be solely for convenience of reference and shall not affect the meaning, construction or effect hereof.
- b. Severability.** If any one or more of the provisions contained in this Agreement shall for any reason be held to be invalid, illegal or unenforceable in any respect, then such provision or provisions shall be deemed severable from the remaining provisions hereof, and such invalidity, illegality or unenforceability shall not affect any other provision hereof, and this Agreement shall be construed as if such invalid, illegal or unenforceable provision had never been contained herein. Where the deletion of the invalid provision would result in the illegality and/or unenforceability of this Agreement, this Agreement shall be considered to have terminated as of the date on which the provision was declared invalid.
- c. Entire Agreement and Amendment.** In conjunction with matters considered herein, this Agreement contains the entire understanding and agreement of the parties and replaces any prior or contemporaneous promises, representations, agreements, warranties or undertakings by any of the parties, either oral or written, of any character or nature hereafter binding except as set forth herein. This Agreement may be altered, amended or modified only by an instrument in writing, executed by the parties to this Agreement and by no other means. Each party waives their future right to claim, contest or assert that this Agreement was modified, canceled, superseded or changed by any oral agreements, course of conduct, waiver or estoppel.
- d. Assigns.** All representations, covenants and warranties set forth in the Agreement by or on behalf of, are for the benefit of any or all of the parties hereto, and the agreement shall not be assigned. This Agreement is binding on and shall inure to the benefit of Ottawa and Allegan and their respective legal representatives, and successors and authorized assigns.

- e. **Terms and Conditions.** The terms and conditions used in this Agreement shall be given their common and ordinary definition and will not be construed against either party.
- f. **Execution of Counterparts.** This Agreement may be executed in any number of counterparts and each such counterpart shall for all purposes be deemed to be an original; and all such counterparts, or as many of them as the parties shall preserve undestroyed, shall together constitute one and the same instrument.
- g. **No Legal Entity.** This Agreement does not create a separate legal entity, a public body corporate, or a joint venture and is not enforceable by third parties.
- h. **Governmental Immunity.** Nothing in this Agreement shall be construed as a waiver of governmental immunity or other defenses to liability of either party or any officer or employee of either party.
- i. **No Third-Party Beneficiary.** No person dealing with the parties is or shall be deemed to be a third-party beneficiary of this Agreement. This Agreement shall not be construed as creating a special relationship between either of the parties and any individual having business with either of the parties.
- j. **Liability.** TO THE MAXIMUM EXTENT PERMITTED UNDER APPLICABLE LAW, IN NO EVENT WILL ALLEGAN OR ANY OF ITS AFFILIATES BE LIABLE FOR ANY INDIRECT, SPECIAL, OR CONSEQUENTIAL DAMAGES ARISING UNDER OR RELATING TO THIS AGREEMENT.
- k. **Choice of Law and Forum.** This Agreement is governed by and interpreted according to the laws of the State of Michigan.
- l. **Waiver.** No provision of this Agreement will be deemed waived and no breach excused, unless such waiver or consent is in writing and signed by the party claimed to have waived or consented. Any consent by any party to, or waiver of, a breach of the other party, whether express or implied, will not constitute consent to, waiver of, or an excuse for any different or subsequent breach.
- m. **Authorization.** By signing below, each of the parties attests that the entity it represents has fully approved this Agreement and authorized the party to sign it on its behalf.

IN WITNESS WHEREOF, the authorized representatives of the Parties hereto have fully executed this instrument.

OTTAWA COUNTY

Joe Moss, Chairperson

Lee Fisher, Prosecuting Attorney

COUNTY OF ALLEGAN

Jim Storey, Chairperson

Myrene Kay Koch, Prosecuting Attorney

Action Request



Committee: Finance and Administration Committee

Meeting Date: 01/17/2023

Requesting Department: Human Resources

Submitted By: Marcie Ver Beek

Agenda Item: Community Action Agency Personnel Request

Suggested Motion:

To approve and forward to the Board of Commissioners a proposal to change one .6 FTE, benefited Weatherization Inspector position at universal paygrade 7 to a 1.0 FTE for a total cost of \$14,786.25.

Summary of Request:

Ottawa County Community Action Agency (OCCAA) will be receiving 3 million dollars over the next five years in the Weatherization program, which will triple the amount of production expected. Currently, there is only one 1.0 FTE Weatherization Inspector, and an open .6 FTE Weatherization Inspector. This will need to become a 1.0 FTE to meet the needs of the program.

Financial Information:

Total Cost: \$14,786.25

General Fund Cost:

Included in Budget:

☒ Yes

☐ No

☐ N/A

If not included in budget, recommended funding source:

60% BIL, 30% DOE, 10% LIHEAP

Action is Related to an Activity Which Is: ☐ Mandated ☒ Non-Mandated ☐ New Activity

Action is Related to Strategic Plan:

Goal: Goal 4: To Continually Improve the County's Organization and Services.



Objective:



Goal 4, Objective 3: Maintain and expand investments in the human resources and talent of the organization.

Administration:

County Administrator:

☒ Recommended

☐ Not Recommended

☐ Without Recommendation

Committee/Governing/Advisory Board Approval Date:



COUNTY OF OTTAWA

New Position Request Form

Please print form and return to the Human Resources Department

DEPARTMENT: _____ DATE REQUESTED: _____

POSITION TITLE: _____ ORG CODE: _____

DATE NEEDED _____

CHECK ONE: ☐ Full-Time Benefitted

☐ Part-Time Benefitted

☐ New Position → Number of hours per week requested: _____

☐ Expansion of Existing Hours → From: _____ To: _____ hrs/week

☐ Non-Benefitted, Temporary → Duration of Temporary Position: _____

☐ New Position → Number of hours per week requested: _____

☐ Expansion of Existing Hours - please refer to the attached schedule to make this request

GENERAL INFORMATION:

1. Bargaining Unit/Benefit Group: _____

2. Pay Grade: _____

3. Does a current job description exist? ☐ Yes ☐ No

If no, please attach a one-page, proposed job description and a description of anticipated duties to this form.

4. Justification for establishing this additional position. Please explain rationale for requesting this position including background for this position, additional workload in department that needs to be covered, where is the additional funding for this position coming from, as well as the impact to the department. Please limit your response to a maximum of one page, double spaced.

COST INFORMATION:

Additional source of revenue (in percentage) to support this position. _____

Provide the revenue line to be amended if this position is approved: _____

Estimated salary cost (including for the budget year: _____) (department to request amount from H/R)

Estimated fringe benefit cost for the budget year: _____ (department to request amount from H/R)



COUNTY OF OTTAWA

New Position Request Form

Please print form and return to the Human Resources Department

List all additional items associated with this position, including equipment, office modifications, vehicle costs, etc. List as follows: Item description, cost estimate, and justification for additional equipment.

Additional information:

- **For all approved positions:** the costs associated with this position (revenue, salary, fringe benefits, & equipment) will be entered by Fiscal Services into your budget if the position is approved. The department will not be responsible for this portion of the budget entry.
- Please include all position information on this form and attachments (as noted above). The justification that you submit for this position request should be well thought out and articulated in a way that the committee members who may not be familiar with day to day activities of your area can understand the information you provide. **Please remember to keep the justification to a maximum of one page.**

SIGNED: _____

Jennifer Brozowski

DATE: _____

BUDGET DATA: _____

Fiscal Services Department Use Only

CONTROL #: _____

Fiscal Services Department Use Only

2023 Estimated Costs per Deductions
Employee Costs

Weatherization Inspector
Group T-Paygrade 7
Current

FTE	Wages	Wages by FTE	Benefits	TOTAL COST
0.6000	47,170.00	28,302.00	23,478.61	70,648.61

Weatherization Inspector
Group T-Paygrade 7
Proposed

FTE	Wages	Wages by FTE	Benefits	TOTAL COST
1.0000	47,170.00	47,170.00	38,264.86	85,434.86

Total Cost 14,786.25

Action Request



Committee: Finance and Administration Committee

Meeting Date: 01/17/2023

Requesting Department: Human Resources

Submitted By: Marcie Ver Beek

Agenda Item: Fiscal Services Personnel Request

Suggested Motion:

To approve and forward to the Board of Commissioners a proposal to add one, 1.0 FTE full-time, benefited Assistant Mental Health Financial Manager position at universal paygrade 13 for a total cost of \$117,738.00 paid for with grant funding and Medicaid.

Summary of Request:

Fiscal Services has seen a significant increase in workload for the Community Mental Health (CMH) financial team. Community Mental Health (CMH) received a substantial grant to become a Certified Community Behavioral Health Clinic. This change significantly impacted the billing and claims processing, as well as financial reporting and contractual obligations for Fiscal Services at CMH. Fiscal Services has added two positions to manage the increased workload.

This new Assistant Mental Health Financial Manager is to assist the Financial Manager with day-to-day operational management and promote full financial utilization of Medicaid capitated and other available grant funding. This position will also assist in both ongoing process improvement projects and the new Michigan Department of Health and Human Services (MDHHS) managed chart of account update and reporting changes.

This position will be funded by Medicaid and grant funds.

Financial Information:

Total Cost: \$117,738.00

General Fund Cost: \$0.00

Included in Budget:

☒ Yes

☐ No

☐ N/A

If not included in budget, recommended funding source:

Grant funding & Medicaid

Action is Related to an Activity Which Is: ☒ Mandated ☐ Non-Mandated ☐ New Activity

Action is Related to Strategic Plan:

Goal: Goal 2: To Contribute to the Long-Term Economic, Social and Environmental Health of the County.

Goal 4: To Continually Improve the County's Organization and Services.

Objective: Goal 2, Objective 2: Consider initiatives that contribute to the social health and sustainability of the County and its' residents.

Goal 4, Objective 3: Maintain and expand investments in the human resources and talent of the organization.

Administration:

County Administrator:

☒ Recommended

☐ Not Recommended

☐ Without Recommendation

Committee/Governing/Advisory Board Approval Date:



COUNTY OF OTTAWA

New Position Request Form

Please print form and return to the Human Resources Department

DEPARTMENT: Fiscal Services DATE REQUESTED: 12/9/22

POSITION TITLE: Assistant Mental Health Financial Manager ORG CODE: 64955026

DATE NEEDED: _____

CHECK ONE: ☒ Full-Time Benefitted

☐ Part-Time Benefitted

☐ New Position → Number of hours per week requested: _____

☐ Expansion of Existing Hours → From: _____ To: _____ hrs/week

☐ Non-Benefitted, Temporary → Duration of Temporary Position: _____

☒ New Position → Number of hours per week requested: 40

☐ Expansion of Existing Hours - please refer to the attached schedule to make this request

GENERAL INFORMATION:

1. Bargaining Unit/Benefit Group: unclassified

2. Pay Grade: 13

3. Does a current job description exist? ☐ Yes ☒ No

If no, please attach a one-page, proposed job description and a description of anticipated duties to this form.

4. Justification for establishing this additional position. Please explain rationale for requesting this position including background for this position, additional workload in department that needs to be covered, where is the additional funding for this position coming from, as well as the impact to the department. Please limit your response to a maximum of one page, double spaced.

See attached.

COST INFORMATION:

Additional source of revenue (in percentage) to support this position. _____

Provide the revenue line to be amended if this position is approved: reallocation of current medicaid funding

Estimated salary cost (including for the budget year: TBD) (department to request amount from H/R)

Estimated fringe benefit cost for the budget year: TBD (department to request amount from H/R)



COUNTY OF OTTAWA

New Position Request Form

Please print form and return to the Human Resources Department

List all additional items associated with this position, including equipment, office modifications, vehicle costs, etc. List as follows: Item description, cost estimate, and justification for additional equipment.

This position will require a laptop, monitors and associated office supplies.

Additional information:

- **For all approved positions:** the costs associated with this position (revenue, salary, fringe benefits, & equipment) will be entered by Fiscal Services into your budget if the position is approved. The department will not be responsible for this portion of the budget entry.
- Please include all position information on this form and attachments (as noted above). The justification that you submit for this position request should be well thought out and articulated in a way that the committee members who may not be familiar with day to day activities of your area can understand the information you provide. **Please remember to keep the justification to a maximum of one page.**

SIGNED: _____

DATE: _____

BUDGET DATA: _____

Fiscal Services Department Use Only

CONTROL #: _____

Fiscal Services Department Use Only

Assistant Mental Health Financial Manager

Proposed NEW 11/28/22

Class Title

*TBD – Assistant Mental Health Financial Manager

Class Code

TBD

Salary

Universal Pay Scale 13, UNCLASSIFIED

Job Description

Under the direction of the Mental Health Financial Manager, performs a variety of functions related to the financial and business operations of Community Mental Health (CMH). Coordinates daily CMH financial operations, including general ledger transactions, accounts payable, purchasing, accounts receivable, billing, budgeting, financial reporting, claims/billing software technical support, provider network engagement, and continuous quality improvement.

Essential Job Functions

The essential functions of this position include, but are not limited to, the following:

1. Coordinates the business and financial operations of CMH, ensuring rational financial planning and proper fiscal control.
2. Assists in the coordination and administration of department planning, budgeting, and operations.
3. Compiles and analyzes financial information to assure that financial intake, billing procedures, and claims processing are efficient, secure, and in compliance with contractual obligations.
4. Monitors internal controls and procedures to ensure compliance with 2CFR 200 and other applicable financial guidelines for federally funded programs awarded to CMH, Michigan Department of Health and Human Services (MDHHS) State contract for state general fund programs awarded to CMH, MDHHS Prepaid Inpatient Health Plan (PIHP) contract for Medicaid funding awarded to CMH through regional contract, and with County policies as relates to CMH business and financial operations.
5. Prepares, manages, and presents monthly financial statements, annual budgets, CMH budget revisions, annual financial audit, and independent compliance review as assigned by the Mental Health Finance Director.
6. Monitors monthly revenue and expenditure reports and ensures that all MDHHS and County reporting requirements are met.
7. Monitors and updates budgets as new program funding is approved or adjusted as needed based on revisions or projected spending levels of revenue.
8. Assists with preparation of data required for negotiation of financial terms and conditions of CMH contracts.
9. Participates in the hiring, termination, evaluation, and discipline of all subordinate staff.
10. Participates in the design, development, testing, implementation, and modification of the CMH information management system, ensuring that the system meets transaction processing, complex medical billing, data communications and reporting needs.
11. Participates in state and regional work groups working on CMH related financial issues and reports.
12. Helps support an equitable, safe, diverse, and inclusive workplace.
13. Performs other related functions as assigned.

Required Education, Training and Experience

Bachelor's degree from an accredited institution in accounting, finance, business, or closely related field combined with three (3) years of financial management and two (2) years of supervisory experience, or equivalent combination of education and experience. Experience in financial management in a public mental health agency preferred.

Additional Requirements and Information

Required Knowledge and Skills:

1. Ability to motivate teams to produce quality materials within tight timeframes and simultaneously manage several projects.
2. Ability to participate in and facilitate group meetings.
3. Thorough working knowledge of standard accounting theory, principles, and practices, including general ledger accounting and fund accounting.
4. Thorough knowledge of statutory and other legally mandated standards governing public sector accounting and auditing practices and financial accountability, including GAAP and GASB.
5. Thorough working knowledge of statutory and regulatory requirements governing the confidentiality of patient health information, including the provisions of HIPAA.
6. Thorough working knowledge of Medicare and Medicaid billing rules and regulations as contained in the Medicare and Medicaid Manuals.
7. Thorough working knowledge of insurance billing practices, medical terminology, and coordination of benefits practices.
8. Computer literacy, including thorough working knowledge of spreadsheet, database, accounting, and budget management applications software.
9. Thorough working knowledge of medical billing software packages operating on multiple platforms.
10. Excellent problem-solving techniques.
11. Ability to prepare financial statements and analyze and interpret financial data.
12. Ability to present financial data in a clear and understandable manner to both technical and non-technical users.
13. Good organizational, supervisory, verbal, and written communication, interpersonal, and human relations skills.
14. Ability to interact positively and objectively with managers, supervisors, employees, Medicaid and private insurance carrier representatives, auditors, clients, and members of the public from a wide range of cultural and socio-economic backgrounds and with varying levels of communications skills.

Physical Requirements:

Must be able to perform essential job functions with or without reasonable accommodations, including, but not limited to, visual and/or audiological appliances and devices to increase mobility.

Working Conditions:

Work is performed in a normal office environment.

2023 Estimated Costs per Deductions
Employee Costs

Assistant Mental Health Financial Manager
Unclassified-Paygrade 13

FTE	Wages	Benefits	TOTAL COST
1.0000	70,900.00	46,837.73	117,737.73

Action Request



Committee: Finance and Administration Committee

Meeting Date: 01/17/2023

Requesting Department: Human Resources

Submitted By: Marcie Ver Beek

Agenda Item: Facilities Personnel Request

Suggested Motion:

To approve and forward to the Board of Commissioners a proposal to change one, 1.0 FTE full-time, benefited Maintenance Worker position at universal paygrade 5 to a Maintenance Technician at universal paygrade 7 for a total cost of \$8,140.38.

Summary of Request:

The Facilities Department is requesting the upgrade to the position as there is a lot of HVAC equipment in the Grand Haven locations with a lot of work that needs to be performed on them. Currently, the Maintenance Worker in Grand Haven is unable to perform the necessary maintenance needed on the HVAC system so the request is to upgrade the position to a Maintenance Technician so that the Facilities department can have the correct personnel to properly account for the work and diagnose the equipment issues in Grand Haven.

Financial Information:

Total Cost: \$8,140.38	General Fund Cost: \$8,140.38	Included in Budget:	<input type="checkbox"/> Yes	<input checked="" type="checkbox"/> No	<input type="checkbox"/> N/A
------------------------	-------------------------------	---------------------	------------------------------	--	------------------------------

If not included in budget, recommended funding source:

Savings from 2022 reorganization. Position approval authorizes reallocation from General Fund to Facility Department budget.

Action is Related to an Activity Which Is: ☒ Mandated ☐ Non-Mandated ☐ New Activity

Action is Related to Strategic Plan:

Goal: Goal 4: To Continually Improve the County's Organization and Services.

Objective:

Goal 4, Objective 3: Maintain and expand investments in the human resources and talent of the organization.

Administration:

County Administrator:

☒ Recommended

☐ Not Recommended

☐ Without Recommendation

Committee/Governing/Advisory Board Approval Date:



COUNTY OF OTTAWA

New Position Request Form

Please print form and return to the Human Resources Department

DEPARTMENT: Facilities DATE REQUESTED: 1/17/22

POSITION TITLE: Maintenance Technician ORG CODE: _____

DATE NEEDED _____

CHECK ONE: ☒ Full-Time Benefitted

☐ Part-Time Benefitted

☐ New Position → Number of hours per week requested: _____

☐ Expansion of Existing Hours → From: _____ To: _____ hrs/week

☐ Non-Benefitted, Temporary → Duration of Temporary Position: _____

☐ New Position → Number of hours per week requested: _____

☐ Expansion of Existing Hours - please refer to the attached schedule to make this request

GENERAL INFORMATION:

1. Bargaining Unit/Benefit Group: Group T

2. Pay Grade: 7

3. Does a current job description exist? ☒ Yes ☐ No

If no, please attach a one-page, proposed job description and a description of anticipated duties to this form.

4. Justification for establishing this additional position. Please explain rationale for requesting this position including background for this position, additional workload in department that needs to be covered, where is the additional funding for this position coming from, as well as the impact to the department. Please limit your response to a maximum of one page, double spaced.

Request is to upgrade a Maintenance Worker (paygrade 5) to a Maintenance Technician (paygrade 7),

at a total cost of \$8,140.38, to better meet the HVAC needs at the Grand Haven locations.

COST INFORMATION:

Additional source of revenue (in percentage) to support this position. 2022 reorganization savings

Provide the revenue line to be amended if this position is approved: _____

Estimated salary cost (including for the budget year: TBD) (department to request amount from H/R)

Estimated fringe benefit cost for the budget year: TBD (department to request amount from H/R)



COUNTY OF OTTAWA

New Position Request Form

Please print form and return to the Human Resources Department

List all additional items associated with this position, including equipment, office modifications, vehicle costs, etc. List as follows: Item description, cost estimate, and justification for additional equipment.

Additional information:

- **For all approved positions:** the costs associated with this position (revenue, salary, fringe benefits, & equipment) will be entered by Fiscal Services into your budget if the position is approved. The department will not be responsible for this portion of the budget entry.
- Please include all position information on this form and attachments (as noted above). The justification that you submit for this position request should be well thought out and articulated in a way that the committee members who may not be familiar with day to day activities of your area can understand the information you provide. **Please remember to keep the justification to a maximum of one page.**

SIGNED: Blake Upright

DATE: _____

BUDGET DATA: _____

Fiscal Services Department Use Only

CONTROL #: _____

Fiscal Services Department Use Only

2023 Estimated Costs per Deductions
Employee Costs

Maintenance Worker
Group T-Paygrade 5

FTE	Wages	Benefits	TOTAL COST
1.0000	41,190.00	36,104.49	77,294.49

Maintenance Worker
Group T-Paygrade 7

FTE	Wages	Benefits	TOTAL COST
1.0000	47,170.00	38,264.86	85,434.86

Total Cost 8,140.38

Action Request



Committee: Finance and Administration Committee

Meeting Date: 01/17/2023

Requesting Department: Fiscal Services

Submitted By: Karen Karasinski

Agenda Item: FY2023 Budget Adjustments

Suggested Motion:

To approve and forward to the Board of Commissioners the 2023 budget adjustments per the attached schedule.

Summary of Request:

Approve budget adjustments processed during the month for appropriation changes and line item adjustments.

Mandated action required by PA 621 of 1978, the Uniform Budget and Accounting Act.

Compliance with the Ottawa County Operating Budget Policy.

Financial Information:

Total Cost: \$0.00	General Fund Cost: \$0.00	Included in Budget:	<input checked="" type="checkbox"/> Yes	<input checked="" type="checkbox"/> No	<input type="checkbox"/> N/A
--------------------	---------------------------	---------------------	---	--	------------------------------

If not included in budget, recommended funding source:

Action is Related to an Activity Which Is: ☒ Mandated ☐ Non-Mandated ☐ New Activity

Action is Related to Strategic Plan:

Goal: Goal 1: To Maintain and Improve the Strong Financial Position of the County.

Objective:

Goal 1, Objective 1: Maintain and improve current processes and implement new strategies to retain a balanced budget.

Goal 1, Objective 2: Maintain and improve the financial position of the County through legislative advocacy.

Goal 1, Objective 3: Maintain or improve bond credit ratings.

Administration: ☒ Recommended ☐ Not Recommended ☐ Without Recommendation

County Administrator: 

Committee/Governing/Advisory Board Approval Date:

Fund		Department	Explanation	Revenue	Expense
1-1711	General Fund	Transfers In Emergency Services Administration	Carryover unspent risk reduction grant from the Insurance Authority to fund two initiatives in the General Fund:	\$ 32,104	
			Hazard Mitigation Plan		\$ 6,023
			Facilities Safety Equipment		\$ 26,081
	Employee Benefits	Transfers In EE Benefits Admin	Carryover unspent risk reduction grant from the Insurance Authority to fund the following initiative in the Employee Benefit Fund:	\$ 37,500	
			Robertson Brain Health		\$ 37,500
3-410	General Fund	Sheriff	Appropriate funding for Medical Marijuana Excise Tax receipts. Funds are restricted for use by Sheriff only.	\$ 126	\$ 126
3-362	General Fund	Fiscal Services Sheriff	Correct budget to include indirect cost estimate for the Sheriff's Crisis Intervention Team (CIT) grant.	\$ 18,044	\$ 18,044
3-592	Public Health	Environmental Health	Increase in FY23 State grant award for Michigan Safe Drinking Water Act to actual award amount. Ottawa County Environmental Health utilizes these grant funds to monitor and inspect non-community water supplies that are served by groundwater wells, inspect sewage pump trucks, campgrounds, and public swimming pools to ensure safe conditions for the community. When the budget is adopted, prior year grant amounts were used as an estimate. Total Grant - \$192,181 Grant Period - FY23	\$ 134,168	
3-888	CMH Millage	MI Kids Now Mobile Response	New State grant award intended to expand outreach and access to children's mental health services. Funds will be used for salary, fringe and other operational expenses specific to this program. Total Grant - \$199,623 Grant Period - FY23	\$ 199,623	\$ 199,623
3-1102	Public Health	Health Department	Reducing a full-time equivalent .24 (saving \$11,910) in Sexually Transmitted Disease (STD) grant and reallocating a portion of funds to operational needs for grant. Overall saving \$848.		\$ (848)
3-1103	General Fund	Veterans Affairs	Increase FY23 State grant award for Michigan Veterans Affairs Agency to match actual. Funds will be used to provide veteran transportation services. Total grant - \$80,731 Grant Period - FY23	\$ 10,371	\$ 10,371

Fund		Department	Explanation	Revenue	Expense
3-1403	Public Health	Health Department	Lakeshore Regional Entity Grant award of their ARPA funds to be used for membership dues, conferences and supplies related to substance abuse prevention. Did not budget an amount because we were not sure if the grant would be awarded again this year. Total Grant - \$8,810 Grant Period - FY23	\$ 8,810	\$ 8,810
4-3	Governmental Grants	Deferral Reduction	Community Action Agency (CAA) received \$30,000 in State funding for the Deferral Reduction program. Funds will be used to repair low-income residential buildings to correct health and safety conditions that would require a deferral from participation in energy efficiency and weatherization programs.	\$ 30,000	\$ 30,000
4-26	Public Health	Health Department	Increase FY23 State grant award for Public Health Emergency Preparedness (PHEP). The purpose of the PHEP grant is to conduct activities to build preparedness, response capacity and capability at the local level for public health emergencies. The additional grant funds will be utilized for payroll and travel/conference expenditures to match actual award amount of \$199,231. Original budget forecast was less than award.	\$ 49,603	\$ 49,603
4-65	Public Health	Health Department	Grant funding from local community foundation that will be used for Community Health Workers (CHWs) to assist individuals with access to care, chronic disease management, basic needs, and connections to various community resources. Total Grant: \$30,000 Grant Period - FY23	\$ 30,000	\$ 30,000
4-114	Public Health	Health Department	Increase Lakeshore Regional Entity grant award for Substance Use Disorder for prevention and treatment within the community. Total Grant: \$91,925 Grant Period - FY23	\$ 23,125	\$ 23,725
4-119	Public Health	Health Department	Increase Lakeshore Regional Entity pass-thru federal grant award for Opioid Response for the prevention of Opioid abuse in the community. Funds will be used for salary and operational expense for the "Prime For Life" substance use prevention class. Total grant: \$28,000 Grant period: FY23	\$ 23,000	\$ 23,000
4-184	General Fund	Sheriff	Appropriate donations received in prior years to maintain monument in front of Administration Building.	\$	1,681

Fund			Department	Explanation	Revenue	Expense
4-187	Parks and Recreation	Parks		Recognize donation from Ottawa County Parks Foundation to fund full-time Coordinator of Fund Development and Major Gifts. This amount represents year one of a three year grant.	\$ 73,000	\$ 110,000
4-197	General Fund	Towers		Appropriate funding for equipment modification fee for the Manley Street and Fillmore cell towers. The fee will be used to pay the tower management consultant to review the plan.	\$ 4,000	\$ 4,000
4-227	Governmental Grants	Sheriff		Appropriate funding for 4th quarter 2022 RAVE (Emergency Notification System) contract. This is the final payment under this contract and will be reimbursed by West Michigan Regional Medical Consortium.	\$ 11,025	\$ 11,025
4-235	Public Health	Health Department		Lakeshore Regional Entity COVID-19 substance use disorder block grant for prevention. Funding will fund outreach awareness, mental health first aid, and lock bag and gun locks. Total Grant -\$45,873 Grant Period - FY23	\$ 45,873	\$ 45,873
4-242	Public Health	Health Department		Michigan Association for Local Public Health (MALPH) grant funding to be used to promote staff well-being, teambuilding, stress reduction and workplace violence mitigation. Total Grant: \$4,500 Grant Period - FY23	\$ 4,500	\$ 4,500



County of Ottawa

Office of the Treasurer

Amanda Price
County Treasurer

Cheryl A. Clark
Chief Deputy Treasurer

Mollie L. Bonter
Deputy Treasurer

12220 Fillmore Street • Room 155 • West Olive, MI 49460
Tel. (616) 994-4501 • 1-888-731-1001 ext 4501 • Fax (616) 994-4509 • www.miOttawa.org

To: Ottawa County Finance and Administration Committee

From: Amanda Price, Treasurer

Date: January 11, 2023

Re: Financial update for month end December 31, 2023

General Fund

Attached is a one-page document with graphs which represents the status of the General Fund portfolio for Ottawa County as of December 31, 2021. As depicted in the graphs and verified by the report, the asset distribution of the General Pooled Funds by types and percentages meet the requirements of the County's Investment Policy.

Other Post Employee Benefits (OPEB)

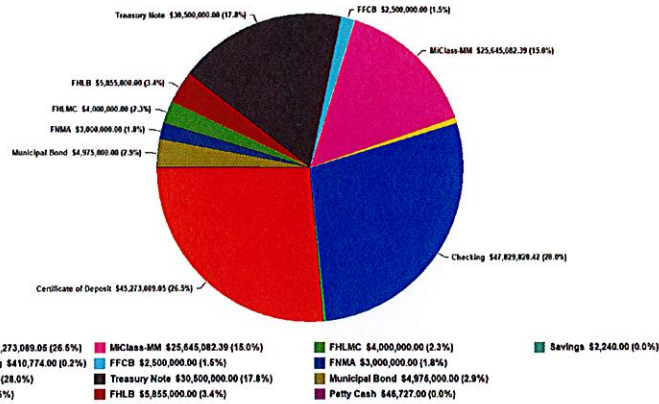
The December 31, 2023, Statement from Greenleaf Trust along with an Asset Allocation sheet on the investments in the OPEB account are attached.

I will be attending the January Finance Committee meeting. If you have any questions in the interim, please email me at aprice@miottawa.org or call at 616-994-4505.

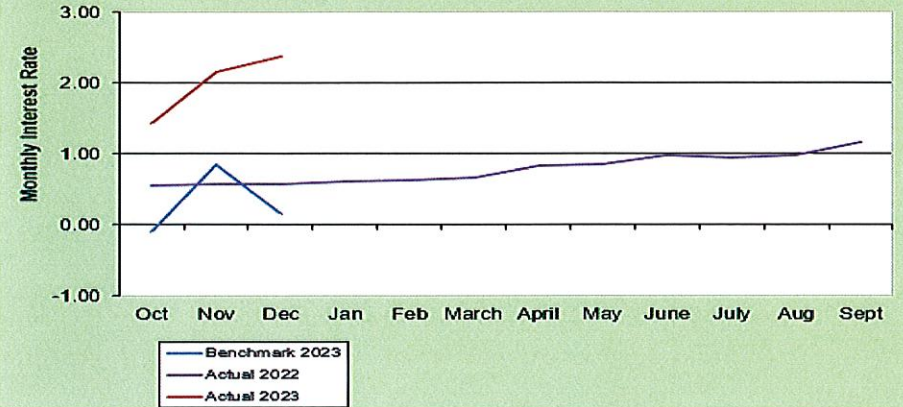
Ottawa County General Pooled Funds

December 31, 2022

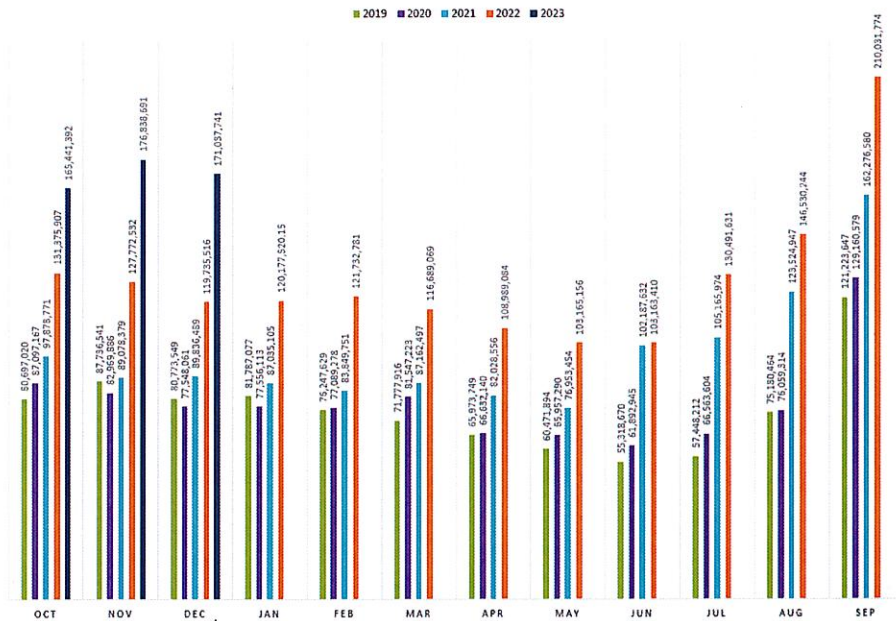
Open Investments (Ending Par Val/Shares): \$171,037,740.86
12/31/2022



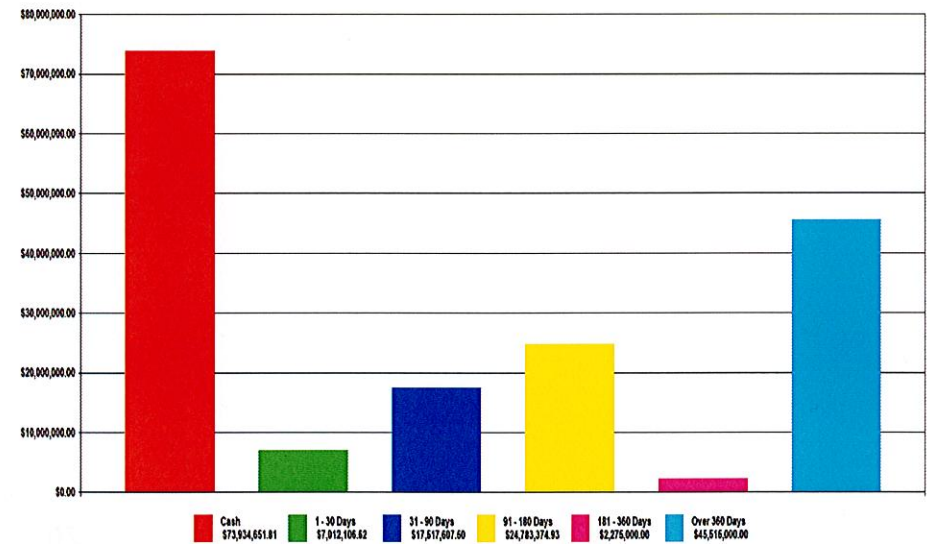
General Fund Monthly Interest Yield (before Unrealized Capital Gain/Loss)



HISTORICAL COMPARISON BY MONTH



Inv. Distribution by Maturity (Ending Par Val/Shares): \$171,037,740.86
12/31/2022



GASB 31 Compliance Ottawa County Treasurer

Effective Interest - Actual Life
Receipts for Period
10/01/22 - 12/31/22

Run Date: 01/11/23
Run Time: 11:08:11
Page 1 of 3

CUSIP	Invest Number	Security Description	Purchase Date	Sale Date	Valuation Method	Yield Earned	Price Source 10/01/22	Original Princi/Cost	Beginning Unit Price	Par Value On 10/01/22	Reported Value 10/01/22	Purchase Cost	Sales Proceeds	Ending Unit Price	Par Value On 12/31/22	Price Source 12/31/22	Reported Value 12/31/22	Change in Fair Value	Interest	Net Investment Income
Certificate of Deposit																				
	22-0117-01	C.D. 365 0.75 10/06/22	05/05/22	10/06/22	Amort Value	0.7521	Manual	875,000.00	1.000000	875,000.00	875,000.00	0.00	875,000.00	0.000000	0.00		0.00	0.00	90.15	90.15
	22-0118-01	C.D. 0.95 10/06/22	05/05/22	10/06/22	Amort Value	0.9500	Manual	875,000.00	1.000000	875,000.00	875,000.00	0.00	875,000.00	0.000000	0.00		0.00	0.00	115.45	115.45
	22-0119-01	C.D. 1.35 10/06/22	05/05/22	10/06/22	Amort Value	1.3500	Manual	1,000,000.00	1.000000	1,000,000.00	1,000,000.00	0.00	1,000,000.00	0.000000	0.00		0.00	0.00	187.50	187.50
	22-0120-01	C.D. 365 0.75 10/06/22	05/05/22	10/06/22	Amort Value	0.7509	Manual	875,000.00	1.000000	875,000.00	875,000.00	0.00	875,000.00	0.000000	0.00		0.00	0.00	90.01	90.01
	22-0121-01	C.D. 365 0.74 10/06/22	05/05/22	10/06/22	Amort Value	0.7400	Manual	875,000.00	1.000000	875,000.00	875,000.00	0.00	875,000.00	0.000000	0.00		0.00	0.00	88.70	88.70
	22-0132-01	C.D. 365 1.50 10/20/22	06/16/22	10/20/22	Amort Value	1.5063	Manual	500,383.68	1.000000	500,383.68	500,383.68	0.00	500,383.68	0.000000	0.00		0.00	0.00	392.35	392.35
	22-0133-01	C.D. 365 1.50 10/20/22	06/16/22	10/20/22	Amort Value	1.5063	Manual	500,383.68	1.000000	500,383.68	500,383.68	0.00	500,383.68	0.000000	0.00		0.00	0.00	392.35	392.35
	22-0134-01	C.D. 365 1.40 10/20/22	06/16/22	10/20/22	Amort Value	1.3925	Manual	626,728.14	1.000000	626,728.14	626,728.14	0.00	626,728.14	0.000000	0.00		0.00	0.00	454.31	454.31
	22-0135-01	C.D. 365 1.40 10/20/22	06/16/22	10/20/22	Amort Value	1.3925	Manual	626,728.14	1.000000	626,728.14	626,728.14	0.00	626,728.14	0.000000	0.00		0.00	0.00	454.31	454.31
	22-0136-01	C.D. 365 1.40 10/20/22	06/16/22	10/20/22	Amort Value	1.3925	Manual	626,728.14	1.000000	626,728.14	626,728.14	0.00	626,728.14	0.000000	0.00		0.00	0.00	454.31	454.31
	22-0137-01	C.D. 365 1.40 10/20/22	06/16/22	10/20/22	Amort Value	1.3925	Manual	626,728.14	1.000000	626,728.14	626,728.14	0.00	626,728.14	0.000000	0.00		0.00	0.00	454.31	454.31
	22-0131-01	C.D. 1.60 10/31/22	06/30/22	10/31/22	Amort Value	1.6000	Manual	3,504,287.50	1.000000	3,504,287.50	3,504,287.50	0.00	3,504,287.50	0.000000	0.00		0.00	0.00	4,672.38	4,672.38
	22-0143-01	C.D. 365 2.50 10/31/22	08/11/22	10/31/22	Amort Value	2.4764	Manual	1,500,000.00	1.000000	1,500,000.00	1,500,000.00	0.00	1,500,000.00	0.000000	0.00		0.00	0.00	3,053.15	3,053.15
	22-0139-01	C.D. 2.25 11/03/22	07/28/22	11/03/22	Amort Value	2.2500	Manual	1,002,073.31	1.000000	1,002,073.31	1,002,073.31	0.00	1,002,073.31	0.000000	0.00		0.00	0.00	2,066.78	2,066.78
	22-0140-01	C.D. 365 2.00 11/03/22	07/28/22	11/03/22	Amort Value	1.9933	Manual	2,360,657.56	1.000000	2,360,657.56	2,360,657.56	0.00	2,360,657.56	0.000000	0.00		0.00	0.00	4,232.86	4,232.86
	22-0141-01	C.D. 365 2.01 11/03/22	07/28/22	11/03/22	Amort Value	2.0138	Manual	250,000.00	1.000000	250,000.00	250,000.00	0.00	250,000.00	0.000000	0.00		0.00	0.00	455.18	455.18
	22-0142-01	C.D. 365 2.50 11/17/22	08/11/22	11/17/22	Amort Value	2.4754	Manual	3,505,372.92	1.000000	3,505,372.92	3,505,372.92	0.00	3,505,372.92	0.000000	0.00		0.00	0.00	11,173.56	11,173.56
	22-0144-01	C.D. 365 2.25 12/01/22	08/25/22	12/01/22	Amort Value	2.2548	Manual	1,255,621.10	1.000000	1,255,621.10	1,255,621.10	0.00	1,255,621.10	0.000000	0.00		0.00	0.00	4,731.58	4,731.58
	22-0145-01	C.D. 2.55 12/01/22	08/25/22	12/01/22	Amort Value	2.5500	Manual	451,120.00	1.000000	451,120.00	451,120.00	0.00	451,120.00	0.000000	0.00		0.00	0.00	1,949.21	1,949.21
	22-0146-01	C.D. 2.10 12/01/22	08/25/22	12/01/22	Amort Value	2.1000	Manual	1,003,111.11	1.000000	1,003,111.11	1,003,111.11	0.00	1,003,111.11	0.000000	0.00		0.00	0.00	3,569.40	3,569.40
	22-0147-01	C.D. 365 2.50 12/01/22	08/25/22	12/01/22	Amort Value	2.4754	Manual	400,921.32	1.000000	400,921.32	400,921.32	0.00	400,921.32	0.000000	0.00		0.00	0.00	1,658.63	1,658.63
	22-0148-01	C.D. 365 2.46 12/01/22	08/25/22	12/01/22	Amort Value	2.4600	Manual	400,908.28	1.000000	400,908.28	400,908.28	0.00	400,908.28	0.000000	0.00		0.00	0.00	1,648.23	1,648.23
	22-0149-01	C.D. 365 2.50 12/15/22	09/08/22	12/15/22	Amort Value	2.5060	Manual	704,439.34	1.000000	704,439.34	704,439.34	0.00	704,439.34	0.000000	0.00		0.00	0.00	3,627.36	3,627.36
	22-0150-01	C.D. 2.55 12/15/22	09/08/22	12/15/22	Amort Value	2.5500	Manual	1,404,439.34	1.000000	1,404,439.34	1,404,439.34	0.00	1,404,439.34	0.000000	0.00		0.00	0.00	7,461.08	7,461.08
	22-0151-01	C.D. 365 2.75 12/15/22	09/08/22	12/15/22	Amort Value	2.7270	Manual	706,406.96	1.000000	706,406.96	706,406.96	0.00	706,406.96	0.000000	0.00		0.00	0.00	3,958.34	3,958.34
	22-0152-01	C.D. 2.50 12/15/22	09/08/22	12/15/22	Amort Value	2.5000	Manual	501,361.11	1.000000	501,361.11	501,361.11	0.00	501,361.11	0.000000	0.00		0.00	0.00	2,611.26	2,611.26
	22-0153-01	C.D. 365 2.50 12/15/22	09/08/22	12/15/22	Amort Value	2.4754	Manual	704,051.41	1.000000	704,051.41	704,051.41	0.00	704,051.41	0.000000	0.00		0.00	0.00	3,581.17	3,581.17
	22-0154-01	C.D. 2.55 12/27/22	09/08/22	12/27/22	Amort Value	2.5500	Manual	500,000.00	1.000000	500,000.00	500,000.00	0.00	500,000.00	0.000000	0.00		0.00	0.00	3,081.25	3,081.25
	22-0155-01	C.D. 365 2.75 12/27/22	09/08/22	12/27/22	Amort Value	2.7283	Manual	500,000.00	1.000000	500,000.00	500,000.00	0.00	500,000.00	0.000000	0.00		0.00	0.00	3,251.51	3,251.51
	22-0159-01	C.D. 365 2.50 12/29/22	09/08/22	12/29/22	Amort Value	2.5072	Manual	1,500,000.00	1.000000	1,500,000.00	1,500,000.00	0.00	1,500,000.00	0.000000	0.00		0.00	0.00	9,170.04	9,170.04
	22-0160-01	C.D. 365 2.50 12/29/22	09/08/22	12/29/22	Amort Value	2.4770	Manual	1,000,000.00	1.000000	1,000,000.00	1,000,000.00	0.00	1,000,000.00	0.000000	0.00		0.00	0.00	6,039.77	6,039.77
	22-0161-01	C.D. 365 2.68 12/29/22	09/08/22	12/29/22	Amort Value	2.6800	Manual	1,000,000.00	1.000000	1,000,000.00	1,000,000.00	0.00	1,000,000.00	0.000000	0.00		0.00	0.00	6,534.80	6,534.80
	22-0162	C.D. 365 2.75 01/12/23	09/08/22	Open	Amort Value	2.7500	Manual	1,000,000.00	1.000000	1,000,000.00	1,000,000.00	0.00	0.00	1.000000	1,000,000.00	Manual	1,000,000.00	0.00	6,931.51	6,931.51
	22-0163	C.D. 365 2.68 01/12/23	09/08/22	Open	Amort Value	2.6800	Manual	2,500,000.00	1.000000	2,500,000.00	2,500,000.00	0.00	0.00	1.000000	2,500,000.00	Manual	2,500,000.00	0.00	16,887.67	16,887.67
	22-0174	C.D. 365 2.75 01/12/23	09/22/22	Open	Amort Value	2.7500	Manual	626,800.00	1.000000	626,800.00	626,800.00	0.00	0.00	1.000000	626,800.00	Manual	626,800.00	0.00	4,344.67	4,344.67
	22-0175	C.D. 2.85 01/26/23	09/22/22	Open	Amort Value	2.8500	Manual	627,065.97	1.000000	627,065.97	627,065.97	0.00	0.00	1.000000	627,065.97	Manual	627,065.97	0.00	4,567.13	4,567.13
	22-0176	C.D. 2.95 01/26/23	09/22/22	Open	Amort Value	2.9500	Manual	1,004,666.67	1.000000	1,004,666.67	1,004,666.67	0.00	0.00	1.000000	1,004,666.67	Manual	1,004,666.67	0.00	7,574.07	7,574.07
	22-0177	C.D. 365 2.50 01/26/23	09/22/22	Open	Amort Value	2.5000	Manual	626,800.00	1.000000	626,800.00	626,800.00	0.00	0.00	1.000.						

GASB 31 Compliance

Ottawa County Treasurer

Effective Interest - Actual Life
Receipts for Period
10/01/22 - 12/31/22

Run Date: 01/11/23
Run Time: 11:08:11
Page 2 of 3

CUSIP	Invest Number	Security Description	Purchase Date	Sale Date	Valuation Method	Yield Earned	Price Source 10/01/22	Original Principal Cost	Beginning Unit Price	Par Value On 10/01/22	Reported Value 10/01/22	Purchase Cost	Sales Proceeds	Ending Unit Price	Par Value On 12/31/22	Price Source 12/31/22	Reported Value 12/31/22	Change in Fair Value	Interest	Net Investment Income
	23-0027	C.D. 365 4.15 04/08/23	12/01/22		Open Amort Value	4.1500		727,931.79	0.000000	0.00	0.00	727,931.79	0.00	1.000000	727,931.79	Manual	727,931.79	0.00	2,565.71	2,565.71
	23-0028	C.D. 385 4.26 05/18/23	12/01/22		Open Amort Value	4.2601		250,000.00	0.000000	0.00	0.00	250,000.00	0.00	1.000000	250,000.00	Manual	250,000.00	0.00	904.55	904.55
	23-0029	C.D. 4.10 05/18/23	12/01/22		Open Amort Value	4.1000		454,251.52	0.000000	0.00	0.00	454,251.52	0.00	1.000000	454,251.52	Manual	454,251.52	0.00	1,603.76	1,603.76
	23-0030	C.D. 4.68 05/18/23	12/01/22		Open Amort Value	4.6800		250,000.00	0.000000	0.00	0.00	250,000.00	0.00	1.000000	250,000.00	Manual	250,000.00	0.00	1,003.19	1,003.19
	23-0031	C.D. 365 4.15 05/18/23	12/01/22		Open Amort Value	4.1500		403,586.00	0.000000	0.00	0.00	403,586.00	0.00	1.000000	403,586.00	Manual	403,586.00	0.00	1,422.50	1,422.50
	23-0032	C.D. 365 4.08 05/18/23	12/01/22		Open Amort Value	4.0800		403,556.25	0.000000	0.00	0.00	403,556.25	0.00	1.000000	403,556.25	Manual	403,556.25	0.00	1,391.55	1,391.55
	23-0033	C.D. 365 4.25 05/18/23	12/01/22		Open Amort Value	4.2500		1,100,000.00	0.000000	0.00	0.00	1,100,000.00	0.00	1.000000	1,100,000.00	Manual	1,100,000.00	0.00	3,970.55	3,970.55
	23-0034	C.D. 365 4.15 05/18/23	12/01/22		Open Amort Value	4.1500		672,068.21	0.000000	0.00	0.00	672,068.21	0.00	1.000000	672,068.21	Manual	672,068.21	0.00	2,368.81	2,368.81
	23-0037	C.D. 365 4.50 05/01/23	12/15/22		Open Amort Value	4.4983		709,179.69	0.000000	0.00	0.00	709,179.69	0.00	1.000000	709,179.69	Manual	709,179.69	0.00	1,485.14	1,485.14
	23-0038	C.D. 4.25 06/01/23	12/15/22		Open Amort Value	4.2500		1,414,188.49	0.000000	0.00	0.00	1,414,188.49	0.00	1.000000	1,414,188.49	Manual	1,414,188.49	0.00	2,838.20	2,838.20
	23-0039	C.D. 4.75 06/01/23	12/15/22		Open Amort Value	4.7500		711,579.19	0.000000	0.00	0.00	711,579.19	0.00	1.000000	711,579.19	Manual	711,579.19	0.00	1,596.11	1,596.11
	23-0040	C.D. 4.60 06/01/23	12/15/22		Open Amort Value	4.6000		504,773.15	0.000000	0.00	0.00	504,773.15	0.00	1.000000	504,773.15	Manual	504,773.15	0.00	1,096.48	1,096.48
	23-0041	C.D. 365 4.15 08/01/23	12/15/22		Open Amort Value	4.1500		708,730.80	0.000000	0.00	0.00	708,730.80	0.00	1.000000	708,730.80	Manual	708,730.80	0.00	1,369.89	1,369.89
Certificate of Deposit Total							2.9553	77,435,540.83	1.000000	46,174,558.40	46,174,558.40	31,260,982.43	32,162,451.78	1.000000	45,273,089.05		45,273,089.05	0.00	360,569.55	360,569.55
Checking																				
	0000-001010 Hybrid-MS-AP-PR	AR-0123	Hybrid,MS,AP HNB 01153523705	12/18/19	Open Fair Value	0.5351	Manual	1,000,000.00	1.000000	60,258,826.80	60,258,826.80	0.00	53,304,738.48	1.000000	6,854,088.32	Manual	6,854,088.32	0.00	41,449.24	41,449.24
	7040-001007 Infrinsource Flex	AR-0207	Infrinsource Flex HNB 01153546669	06/19/20	Open Fair Value	0.0000	Manual	5,321.21	1.000000	86,770.58	86,770.58	0.00	(31,394.38)	1.000000	98,164.96	Manual	98,164.96	0.00	0.00	0.00
	7010-001052 IOLTA	AR-0222	IOLTA HNB 01153582995	10/08/21	Open Fair Value	0.0000	Manual	75.08	0.000000	0.00	0.00	0.00	0.00	0.000000	0.00	Manual	0.00	0.00	0.00	0.00
	0000-001053 Am Rescue Plan Act	AR-0224	Am Rescue Plan HNB 01153557373	06/01/21	Open Fair Value	1.2291	Manual	28,342,278.00	1.000000	41,738,178.15	41,738,178.15	0.00	980,603.01	1.000000	40,777,575.14	Manual	40,777,575.14	0.00	116,714.51	116,714.51
Checking Total							0.9171	28,347,674.29	1.000000	102,063,775.53	102,063,775.53	0.00	54,233,847.11	1.000000	47,829,828.42		47,829,828.42	0.00	158,163.75	158,163.75
Court Accounts-Checking																				
	0000-007001 GHDC	AR-0198	GHDC-HNB 01153557522	09/30/19	Open Fair Value	0.0000	Manual	38,133.44	1.000000	19,515.00	19,515.00	0.00	(3,892.00)	1.000000	23,507.00	Manual	23,507.00	0.00	0.00	0.00
	0000-007001 HODC	AR-0199	HODC-HNB 01153557536	09/30/19	Open Fair Value	0.0000	Manual	76,772.33	1.000000	89,478.00	89,478.00	0.00	(66,749.94)	1.000000	156,227.94	Manual	156,227.94	0.00	0.00	0.00
	0000-007001 HUDC	AR-0200	HUDC-HNB 01153557548	09/30/19	Open Fair Value	0.0000	Manual	28,073.00	1.000000	20,616.00	20,616.00	0.00	(27,484.00)	1.000000	48,100.00	Manual	48,100.00	0.00	0.00	0.00
	0000-007001 FOC	AR-0201	FOC-HNB 01153557551	09/30/19	Open Fair Value	0.0000	Manual	7,757.15	1.000000	81.58	81.58	0.00	(4,641.46)	1.000000	4,723.04	Manual	4,723.04	(0.00)	0.00	(0.00)
	0000-007001 LSHC	AR-0202	LSHC-HNB 01153557564	09/30/19	Open Fair Value	0.0000	Manual	3,188.27	1.000000	5,000.00	5,000.00	0.00	1,394.39	1.000000	3,615.61	Manual	3,615.61	0.00	0.00	0.00
	0000-007001 Clerk	AR-0203	Clerk-HNB 01153557519	09/30/19	Open Fair Value	0.0000	Manual	144,748.90	1.000000	179,938.00	179,938.00	0.00	5,337.58	1.000000	174,600.41	Manual	174,600.41	0.00	0.00	0.00
Court Accounts-Checking Total							0.0000	298,683.99	1.000000	314,628.58	314,628.58	0.00	(98,149.42)	1.000000	410,774.00		410,774.00	(0.00)	0.00	(0.00)
FAMCA																				
	31422XZP0	22-0130	FAMCA 3.05 06/17/22	06/17/22	Open Fair Value	4.6593	FTI	980,000.00	0.955525	1,000,000.00	955,525.00	0.00	0.00	0.959308	1,000,000.00	FTI	959,308.00	3,783.00	7,625.00	11,408.00
FAMCA Total							4.6593	980,000.00	0.955525	1,000,000.00	955,525.00	0.00	0.00	0.959308	1,000,000.00		959,308.00	3,783.00	7,625.00	11,408.00
FFCB																				
	3133ELNE0	20-0032	FFCB 1.43 02/14/24	03/13/20	Open Fair Value	2.1708	FTI	1,028,010.00	0.961848	1,000,000.00	961,848.00	0.00	0.00	0.963754	1,000,000.00	FTI	963,754.00	1,906.00	3,575.00	5,481.00
	3133ENC29	22-0191	FFCB 4.00 09/29/22	09/29/22	Open Fair Value	4.8638	FTI	1,487,600.00	0.994487	1,500,000.00	1,491,730.50	0.00	0.00	0.996627	1,500,000.00	FTI	1,494,840.50	3,210.00	15,000.00	18,210.00
FFCB Total							3.7790	2,523,610.00	0.981431	2,500,000.00	2,453,578.50	0.00	0.00	0.993478	2,500,000.00		2,458,694.50	5,116.00	18,575.00	23,691.00
FHLB																				
	3133834G3	19-0053	FHLB 2.125 09/09/23	06/11/19	Open Fair Value	3.5664	FTI	1,364,064.95	0.985250	1,355,000.00	1,335,013.75	0.00	0.00	0.988867	1,355,000.00	FTI	1,339,914.79	4,901.04	7,198.44	12,099.48
	313382AX1	20-0031	FHLB 2.125 03/10/23	03/13/20	Open Fair Value	3.8624	FTI	1,562,280.00	0.991414	1,500,000.00	1,487,121.00	0.00	0.00	0.995825	1,500,000.00	FTI	1,493,737.50	6,816.50	7,968.75	14,565.25
	3130A4CH3	20-0033	FHLB 2.375 03/14/25	03/13/20	Open Fair Value	2.4921	FTI	1,073,840.00	0.955494	1,000,000.00	955,494.00	0.00	0.00	0.960619	1,000,000.00	FTI	956,019.00	525.00	5,937.50	6,482.50
	3130ANQ29	21-0153	FHLB 0.50 10/09/24	09/03/21	Open Fair Value	2.4404	FTI	750,000.00	0.921607	750,000.00	691,205.25	0.00	0.00	0.926458	750,000.00	FTI	694,843.50	3,638.25	937.50	4,575.75
	3130ANX39	21-0159	FHLB 0.50 09/30/26	09/30/21	Open Fair Value	4.3288	FTI	1,250,000.00	0.878186	1,250,000.00	1,097,732.50	0.00	0.00	0.887135	1,250,000.00	FTI	1,108,618.75	11,185.25	2,343.75	13,530.00
FHLB Total							3.4719	6,000,184.95	0.950737	5,855,000.00	5,566,566.50	0.00	0.00	0.955326	5,855,000.00		5,593,433.54	26,867.04	24,385.94	51,252.98
FHLMC																				
	3134GVQQ4	20-0038	FHLMC 0.75 04/30/25	04/30/20	Open Fair Value	3.7224	FTI	1,000,000.00	0.907872	1,000,000.00	907,872.00	0.00	0.00	0.915303	1,000,000.00	FTI	915,303.00	7,431.00	1,875.00	9,306.00
	3134GWKZ8	20-0055	FHLMC 0.625 08/18/25	08/18/20	Open Fair Value	4.1085	FTI	1,000,000.00	0.895428	1,000,000.00	895,428.00	0.00	0.00	0.904137	1,000,000.00	FTI	904,137.00	8,709.00	1,562.50	10,271.50
	3134GWJ64	20-0095	Freddie Mac 0.40 08/10/24	09/10/20	Open Fair Value	1.7420	FTI	1,000,000.00	0.932973	1,000,000.00	932,973.00	0.00	0.00	0.936328	1,000,000.00	FTI</				

GASB 31 Compliance Ottawa County Treasurer

Effective Interest - Actual Life
Receipts for Period
10/01/22 - 12/31/22

Run Date: 01/11/23
Run Time: 11:08:11
Page 3 of 3

CUSIP	Invest Number	Security Description	Purchase Date	Sale Date	Valuation Method	Yield Earned	Price Source 10/01/22	Original PrinciCost	Beginning Unit Price	Par Value On 10/01/22	Reported Value 10/01/22	Purchase Cost	Sales Proceeds	Ending Unit Price	Par Value On 12/31/22	Price Source 12/31/22	Reported Value 12/31/22	Change in Fair Value	Interest	Net Investment Income
790450GU8	20-0053	Muni-St Johns MI Public Schs 0.65 05/01/24	07/08/20	Open	Fair Value	1.4592	FTI	285,000.00	0.943434	285,000.00	268,878.69	0.00	0.00	0.945457	285,000.00	FTI	269,455.25	576.56	483.13	1,039.69
790450GV6	20-0054	Muni-St Johns MI Public Schs 0.70 05/01/25	07/08/20	Open	Fair Value	3.4036	FTI	290,000.00	0.905985	290,000.00	262,738.55	0.00	0.00	0.912754	290,000.00	FTI	264,698.66	1,960.11	507.50	2,467.61
Municipal Bond Total						3.3219		6,340,795.80	0.948465	6,265,000.00	5,942,133.16	0.00	1,299,600.00	0.940488	4,375,000.00		4,678,925.57	26,792.41	14,872.44	41,764.85
Petty Cash																				
1010-004000 GF Petty Cash	AR-0101	Petty Cash - Multiple Depts	08/01/10	Open	Fair Value	0.0000	Manual	2,000.00	1.000000	12,972.00	12,972.00	0.00	(1,200.00)	1.000000	14,172.00	Manual	14,172.00	0.00	0.00	0.00
2081-004000 Parks Petty Cash	AR-0103	Petty Cash - Parks & Rec	08/01/10	Open	Fair Value	0.0000	Manual	1,075.00	1.000000	955.00	955.00	0.00	0.00	1.000000	955.00	Manual	955.00	0.00	0.00	0.00
2160-004000 FOC Petty Cash	AR-0104	Petty Cash - FOC	08/01/10	Open	Fair Value	0.0000	Manual	250.00	1.000000	250.00	250.00	0.00	0.00	1.000000	250.00	Manual	250.00	0.00	0.00	0.00
2210-004000 Health Petty Cash	AR-0105	Petty Cash - Health	08/01/10	Open	Fair Value	0.0000	Manual	1,462.00	1.000000	1,050.00	1,050.00	0.00	0.00	1.000000	1,050.00	Manual	1,050.00	0.00	0.00	0.00
2220-004000 CMH Petty Cash	AR-0106	Petty Cash - CMH	08/01/10	Open	Fair Value	0.0000	Manual	640.00	1.000000	100.00	100.00	0.00	0.00	1.000000	100.00	Manual	100.00	0.00	0.00	0.00
2272-004000 Landfill Petty Cash	AR-0107	Petty Cash - Env Health	08/01/10	Open	Fair Value	0.0000	Manual	200.00	1.000000	200.00	200.00	0.00	0.00	1.000000	200.00	Manual	200.00	0.00	0.00	0.00
2602-004000 WEMET Petty Cash	AR-0108	Petty Cash - WEMET	08/01/10	Open	Fair Value	0.0000	Manual	30,000.00	1.000000	30,000.00	30,000.00	0.00	0.00	1.000000	30,000.00	Manual	30,000.00	0.00	0.00	0.00
Petty Cash Total						0.0000		35,627.00	1.000000	45,527.00	45,527.00	0.00	(1,200.00)	1.000000	46,727.00		46,727.00	0.00	0.00	0.00
Savings																				
7040-002038 Infinisource Coll	AR-0135	Infinisource Flex Collateral	12/11/13	Open	Fair Value	0.0000	Manual	2,500.00	1.000000	2,428.00	2,428.00	0.00	188.00	1.000000	2,240.00	Manual	2,240.00	0.00	0.00	0.00
Savings Total						0.0000		2,500.00	1.000000	2,428.00	2,428.00	0.00	188.00	1.000000	2,240.00		2,240.00	0.00	0.00	0.00
Treasury Bill																				
912796R27	22-0091-01	Treasury Bill 0.00 12/29/22	03/28/22	12/29/22	Amort Value	1.1701	FTI	4,956,070.00	0.997164	5,000,000.00	4,985,818.01	0.00	5,000,000.00	0.000000	0.00		0.00	14,181.99	0.00	14,181.99
Treasury Bill Total						1.1701		4,956,070.00	0.997164	5,000,000.00	4,985,818.01	0.00	5,000,000.00	0.000000	0.00		0.00	14,181.99	0.00	14,181.99
Treasury Note																				
912828G38	16-0249	Treasury Note 2.25 11/15/24	10/17/16	Open	Fair Value	2.6948	FTI	1,046,171.88	0.958219	1,000,000.00	959,219.00	0.00	0.00	0.960430	1,000,000.00	FTI	960,430.00	1,211.00	5,672.63	6,883.63
912828CW0	23-0016	Treasury Note 0.75 04/30/26	10/07/22	Open	Fair Value	3.8375		887,680.00	0.000000	0.00	0.00	887,680.00	0.00	0.893945	1,000,000.00	FTI	893,945.00	8,265.00	1,773.66	8,038.66
912828X98	23-0015	Treasury Note 2.375 05/15/27	10/07/22	Open	Fair Value	4.1341		928,850.00	0.000000	0.00	0.00	928,850.00	0.00	0.932305	1,000,000.00	FTI	932,305.00	3,455.00	5,600.54	9,055.54
912828D56	19-0017	Treasury Note 2.375 08/15/24	02/28/19	Open	Fair Value	2.0355	FTI	1,988,600.00	0.985664	2,000,000.00	1,931,328.00	0.00	0.00	0.964844	2,000,000.00	FTI	1,929,688.00	(1,640.00)	11,875.00	10,235.00
91282CAP6	21-0039	Treasury Note 0.125 10/15/23	11/02/20	Open	Fair Value	2.8367	FTI	998,690.62	0.957891	1,000,000.00	957,891.00	0.00	0.00	0.964727	1,000,000.00	FTI	964,727.00	6,836.00	315.67	7,151.67
91282CAT8	21-0040	Treasury Note 0.25 10/31/25	11/02/20	Open	Fair Value	3.6728	FTI	994,627.41	0.885586	1,000,000.00	885,586.00	0.00	0.00	0.894180	1,000,000.00	FTI	894,180.00	8,594.00	631.98	9,225.98
91282XB1	16-0024	Treasury Note 2.125 05/15/25	05/03/18	Open	Fair Value	3.4052	FTI	949,531.25	0.947227	1,000,000.00	947,227.00	0.00	0.00	0.950273	1,000,000.00	FTI	950,273.00	3,046.00	6,357.49	8,403.49
9128284F4	16-0077	Treasury Note 2.625 03/31/25	09/24/18	Open	Fair Value	3.4394	FTI	977,187.50	0.961484	1,000,000.00	961,484.00	0.00	0.00	0.963438	1,000,000.00	FTI	963,438.00	1,954.00	6,634.62	8,588.62
912828M58	16-0081	Treasury Note 2.25 11/15/25	03/11/16	Open	Fair Value	4.1118	FTI	1,030,550.00	0.941680	1,000,000.00	941,680.00	0.00	0.00	0.946484	1,000,000.00	FTI	946,484.00	4,804.00	5,672.63	10,476.63
912828V98	22-0190	Treasury Note 2.25 02/15/27	09/26/22	Open	Fair Value	5.0907	FTI	1,392,750.00	0.924297	1,500,000.00	1,386,445.50	0.00	0.00	0.930586	1,500,000.00	FTI	1,395,879.00	9,433.50	8,437.50	17,871.00
912828UN8	13-0098	Treasury Note 2.00 02/15/23	07/01/13	Open	Fair Value	3.4119	FTI	961,962.50	0.993711	1,000,000.00	993,711.00	0.00	0.00	0.997292	1,000,000.00	FTI	997,292.00	3,581.00	5,000.00	8,581.00
91282CBR1	22-0092	Treasury Note 0.25 03/15/24	03/28/22	Open	Fair Value	2.3034	FTI	9,617,578.13	0.943008	10,000,000.00	9,430,080.00	0.00	0.00	0.948008	10,000,000.00	FTI	9,480,080.00	50,000.00	8,353.59	56,353.59
912828T26	19-0069	Treasury Note 1.375 09/30/23	08/26/19	Open	Fair Value	2.8291	FTI	999,058.31	0.971719	1,000,000.00	971,719.00	0.00	0.00	0.975625	1,000,000.00	FTI	975,625.00	3,906.00	3,475.27	7,381.27
91282CCJ8	22-0129	Treasury Note 0.875 06/30/26	08/14/22	Open	Fair Value	4.8618	FTI	904,200.00	0.885313	1,000,000.00	885,313.00	0.00	0.00	0.894219	1,000,000.00	FTI	894,219.00	8,906.00	2,187.89	11,093.89
91282CBC4	22-0033	Treasury Note 0.375 12/31/25	10/15/21	Open	Fair Value	4.1984	FTI	978,250.00	0.884258	1,000,000.00	884,258.00	0.00	0.00	0.893711	1,000,000.00	FTI	893,711.00	9,453.00	937.67	10,390.67
91282CCW9	22-0032	Treasury Note 0.75 08/31/26	10/15/21	Open	Fair Value	4.1470	FTI	987,400.00	0.876992	1,000,000.00	876,992.00	0.00	0.00	0.885430	1,000,000.00	FTI	885,430.00	8,438.00	1,906.08	10,344.08
91282CCZ2	22-0034	Treasury Note 0.875 09/30/26	10/15/21	Open	Fair Value	4.1571	FTI	992,520.00	0.879727	1,000,000.00	879,727.00	0.00	0.00	0.887930	1,000,000.00	FTI	887,930.00	8,203.00	2,211.54	10,414.54
91282CCZ2	22-0035	Treasury Note 0.875 09/30/26	10/15/21	Open	Fair Value	4.1570	FTI	1,985,049.50	0.879727	2,000,000.00	1,759,454.00	0.00	0.00	0.887930	2,000,000.00	FTI	1,775,860.00	16,406.00	4,423.08	20,829.08
912828V23	19-0030	Treasury Note 2.25 12/31/23	04/05/19	Open	Fair Value	2.2224	FTI	998,056.25	0.975391	1,000,000.00	975,391.00	0.00	0.00	0.975363	1,000,000.00	FTI	975,363.00	(28.00)	5,626.01	5,598.01
Treasury Note Total						3.1712		29,616,713.35	0.934298	28,500,000.00	26,627,505.58	1,819,530.00	0.00	0.937692	30,500,000.00		28,696,869.00	152,823.50	84,092.85	236,916.35
Investment Total						2.3320		188,017,697.78	0.984995	210,015,008.91	206,863,660.58	55,077,512.43	94,238,250.48	0.982092	171,037,740.88		187,974,815.47	271,892.94	819,751.63	1,090,644.57

Open Investments

Ottawa County Treasurer

Effective Interest - Actual Life
Receipts for Period
12/31/22

Run Date: 01/11/23
Run Time: 11:56:27
Page 1 of 4

CUSIP	Invest Number	Security Description	FASB Invest Class	Purchase Date	Call Date	Purchase Institut	SafeKeep Institut	Issuing Institut	Yield Matur	Yield Call	Original Unit Cost	Original Par Val/Shares	Original Princ/Cost	Orig Prem Discount	Ending Unit Price	Ending Par Val/Shares	Ending Amor Val/Cost	Unamor Prem/Dscnt
Certificate of Deposit																		
	22-0162	C.D. 365 2.75 01/12/23		09/08/22	Open	124	None	None	2.7500	2.7500	1.000000	1,000,000.00	1,000,000.00	0.00	1.000000	1,000,000.00	1,000,000.00	0.00
	22-0163	C.D. 365 2.68 01/12/23		09/08/22	Open	138	None	None	2.6800	2.6800	1.000000	2,500,000.00	2,500,000.00	0.00	1.000000	2,500,000.00	2,500,000.00	0.00
	22-0174	C.D. 365 2.75 01/26/23		09/22/22	Open	121	None	None	2.7500	2.7500	1.000000	626,800.00	626,800.00	0.00	1.000000	626,800.00	626,800.00	0.00
	22-0175	C.D. 2.85 01/26/23		09/22/22	Open	141	None	None	2.8500	2.8500	1.000000	627,065.97	627,065.97	0.00	1.000000	627,065.97	627,065.97	0.00
	22-0176	C.D. 2.95 01/26/23		09/22/22	Open	112	None	None	2.9500	2.9500	1.000000	1,004,666.67	1,004,666.67	0.00	1.000000	1,004,666.67	1,004,666.67	0.00
	22-0177	C.D. 365 2.50 01/26/23		09/22/22	Open	134	None	None	2.5000	2.5000	1.000000	626,800.00	626,800.00	0.00	1.000000	626,800.00	626,800.00	0.00
	22-0178	C.D. 365 3.05 01/26/23		09/22/22	Open	138	None	None	3.0500	3.0500	1.000000	626,773.98	626,773.98	0.00	1.000000	626,773.98	626,773.98	0.00
	22-0179	C.D. 365 2.75 02/09/23		09/22/22	Open	121	None	None	2.7500	2.7500	1.000000	750,000.00	750,000.00	0.00	1.000000	750,000.00	750,000.00	0.00
	22-0180	C.D. 365 3.15 02/09/23		09/22/22	Open	130	None	None	3.1500	3.1500	1.000000	1,000,000.00	1,000,000.00	0.00	1.000000	1,000,000.00	1,000,000.00	0.00
	22-0181	C.D. 2.95 02/09/23		09/22/22	Open	112	None	None	2.9500	2.9500	1.000000	250,000.00	250,000.00	0.00	1.000000	250,000.00	250,000.00	0.00
	22-0182	C.D. 365 2.50 02/09/23		09/22/22	Open	134	None	None	2.5000	2.5000	1.000000	750,000.00	750,000.00	0.00	1.000000	750,000.00	750,000.00	0.00
	22-0183	C.D. 365 3.05 02/09/23		09/22/22	Open	138	None	None	3.0500	3.0500	1.000000	750,000.00	750,000.00	0.00	1.000000	750,000.00	750,000.00	0.00
	22-0184	C.D. 365 2.75 02/23/23		09/22/22	Open	121	None	None	2.7500	2.7500	1.000000	500,000.00	500,000.00	0.00	1.000000	500,000.00	500,000.00	0.00
	22-0185	C.D. 2.95 02/23/23		09/22/22	Open	141	None	None	2.9500	2.9500	1.000000	750,000.00	750,000.00	0.00	1.000000	750,000.00	750,000.00	0.00
	22-0186	C.D. 365 3.35 02/23/23		09/22/22	Open	130	None	None	3.3500	3.3500	1.000000	1,000,000.00	1,000,000.00	0.00	1.000000	1,000,000.00	1,000,000.00	0.00
	22-0187	C.D. 3.15 02/23/23		09/22/22	Open	112	None	None	3.1500	3.1500	1.000000	500,000.00	500,000.00	0.00	1.000000	500,000.00	500,000.00	0.00
	22-0188	C.D. 365 3.05 02/23/23		09/22/22	Open	138	None	None	3.0500	3.0500	1.000000	750,000.00	750,000.00	0.00	1.000000	750,000.00	750,000.00	0.00
	23-0001	C.D. 3.37 02/28/23		10/06/22	Open	112	None	None	3.3700	3.3700	1.000000	1,005,775.00	1,005,775.00	0.00	1.000000	1,005,775.00	1,005,775.00	0.00
	23-0002	C.D. 365 3.25 03/09/23		10/06/22	Open	121	None	None	3.2500	3.2500	1.000000	877,772.34	877,772.34	0.00	1.000000	877,772.34	877,772.34	0.00
	23-0003	C.D. 3.20 03/09/23		10/06/22	Open	141	None	None	3.2000	3.2000	1.000000	878,555.90	878,555.90	0.00	1.000000	878,555.90	878,555.90	0.00
	23-0004	C.D. 365 3.00 03/09/23		10/06/22	Open	134	None	None	3.0000	3.0000	1.000000	877,772.34	877,772.34	0.00	1.000000	877,772.34	877,772.34	0.00
	23-0005	C.D. 365 3.35 03/09/23		10/06/22	Open	138	None	None	3.3500	3.3500	1.000000	877,731.92	877,731.92	0.00	1.000000	877,731.92	877,731.92	0.00
	23-0006	C.D. 365 3.30 03/23/23		10/06/22	Open	121	None	None	3.3000	3.3000	1.000000	1,000,000.00	1,000,000.00	0.00	1.000000	1,000,000.00	1,000,000.00	0.00
	23-0007	C.D. 365 3.00 03/23/23		10/06/22	Open	124	None	None	3.0000	3.0000	1.000000	1,000,000.00	1,000,000.00	0.00	1.000000	1,000,000.00	1,000,000.00	0.00
	23-0008	C.D. 3.55 03/23/23		10/06/22	Open	112	None	None	3.5500	3.5500	1.000000	1,000,000.00	1,000,000.00	0.00	1.000000	1,000,000.00	1,000,000.00	0.00
	23-0009	C.D. 365 3.34 03/23/23		10/06/22	Open	138	None	None	3.3400	3.3400	1.000000	500,000.00	500,000.00	0.00	1.000000	500,000.00	500,000.00	0.00
	23-0010	C.D. 365 3.25 04/06/23		10/06/22	Open	121	None	None	3.2500	3.2500	1.000000	500,000.00	500,000.00	0.00	1.000000	500,000.00	500,000.00	0.00
	23-0011	C.D. 365 3.35 04/06/23		10/06/22	Open	141	None	None	3.3500	3.3500	1.000000	250,000.00	250,000.00	0.00	1.000000	250,000.00	250,000.00	0.00
	23-0012	C.D. 3.72 04/06/23		10/06/22	Open	112	None	None	3.7200	3.7200	1.000000	1,000,000.00	1,000,000.00	0.00	1.000000	1,000,000.00	1,000,000.00	0.00
	23-0013	C.D. 365 3.35 04/06/23		10/06/22	Open	134	None	None	3.3500	3.3500	1.000000	750,000.00	750,000.00	0.00	1.000000	750,000.00	750,000.00	0.00
	23-0014	C.D. 365 3.75 04/06/23		10/06/22	Open	138	None	None	3.7500	3.7500	1.000000	1,000,000.00	1,000,000.00	0.00	1.000000	1,000,000.00	1,000,000.00	0.00
	23-0023	C.D. 365 4.26 04/06/23		12/01/22	Open	121	None	None	4.2838	4.2838	1.000000	1,263,222.65	1,263,222.65	0.00	1.000000	1,263,222.65	1,263,222.65	0.00
	23-0024	C.D. 4.05 04/06/23		12/01/22	Open	141	None	None	4.0600	4.0500	1.000000	1,000,000.00	1,000,000.00	0.00	1.000000	1,000,000.00	1,000,000.00	0.00
	23-0025	C.D. 4.52 04/06/23		12/01/22	Open	112	None	None	4.5200	4.5200	1.000000	1,008,845.56	1,008,845.56	0.00	1.000000	1,008,845.56	1,008,845.56	0.00
	23-0026	C.D. 365 4.15 04/06/23		12/01/22	Open	134	None	None	4.1500	4.1500	1.000000	1,000,000.00	1,000,000.00	0.00	1.000000	1,000,000.00	1,000,000.00	0.00
	23-0027	C.D. 365 4.15 04/06/23		12/01/22	Open	124	None	None	4.1500	4.1500	1.000000	727,931.79	727,931.79	0.00	1.000000	727,931.79	727,931.79	0.00
	23-0017	C.D. 4.25 04/20/23		11/03/22	Open	141	None	None	4.2500	4.2500	1.000000	1,008,211.01	1,008,211.01	0.00	1.000000	1,008,211.01	1,008,211.01	0.00
	23-0018	C.D. 365 4.25 04/20/23		11/03/22	Open	130	None	None	4.2500	4.2500	1.000000	2,373,227.87	2,373,227.87	0.00	1.000000	2,373,227.87	2,373,227.87	0.00
	23-0019	C.D. 365 4.25 04/20/23		11/03/22	Open	121	None	None	4.2842	4.2842	1.000000	251,351.76	251,351.76	0.00	1.000000	251,351.76	251,351.76	0.00
	23-0020	C.D. 365 2.26 05/04/23		11/17/22	Open	121	None	None	2.2696	2.2696	1.000000	1,000,000.00	1,000,000.00	0.00	1.000000	1,000,000.00	1,000,000.00	0.00
	23-0021	C.D. 365 2.15 05/04/23		11/17/22	Open	124	None	None	2.1500	2.1500	1.000000	1,000,000.00	1,000,000.00	0.00	1.000000	1,000,000.00	1,000,000.00	0.00
	23-0022	C.D. 2.55 05/04/23		11/17/22	Open	112	None	None	2.5500	2.5500	1.000000	1,528,670.99	1,528,670.99	0.00	1.000000	1,528,670.99	1,528,670.99	0.00
	23-0028	C.D. 365 4.28 05/18/23		12/01/22	Open	121	None	None	4.2943	4.2943	1.000000	250,000.00	250,000.00	0.00	1.000000	250,000.00	250,000.00	0.00
	23-0029	C.D. 4.10 05/18/23		12/01/22	Open	141	None	None	4.1000	4.1000	1.000000	454,251.52	454,251.52	0.00	1.000000	454,251.52	454,251.52	0.00
	23-0030	C.D. 4.66 05/18/23		12/01/22	Open	112	None	None	4.6600	4.6600	1.000000	250,000.00	250,000.00	0.00				

Open Investments

Ottawa County Treasurer

Effective Interest - Actual Life
Receipts for Period
12/31/22

Run Date: 01/11/23
Run Time: 11:56:27
Page 2 of 4

CUSIP	Invest Number	Security Description	FASB Invest Class	Purchase Date	Call Date	Purchase Institut	SafeKeep Institut	Issuing Institut	Yield Matur	Yield Call	Original Unit Cost	Original Par Val/Shares	Original Princ/Cost	Orig Prem Discount	Ending Unit Price	Ending Par Val/Shares	Ending Amor Val/Cost	Unamor Prem/Dscnt
Court Accounts-Checking																		
0000-007001 GHDC	AR-0198	GHDC-HNB 01153557522		09/30/19	Open	101	None	101	0.0000	0.0000	1.000000	36,133.44	36,133.44	0.00	1.000000	23,507.00	23,507.00	0.00
0000-007001 HODC	AR-0199	HODC-HNB 01153557535		09/30/19	Open	101	None	101	0.0000	0.0000	1.000000	76,772.33	76,772.33	0.00	1.000000	156,227.94	156,227.94	0.00
0000-007001 HUDC	AR-0200	HUDC-HNB 01153557548		09/30/19	Open	101	None	101	0.0000	0.0000	1.000000	28,073.00	28,073.00	0.00	1.000000	48,100.00	48,100.00	0.00
0000-007001 FOC	AR-0201	FOC-HNB 01153557551		09/30/19	Open	101	None	101	0.0000	0.0000	1.000000	7,757.15	7,757.15	0.00	1.000000	4,723.04	4,723.04	0.00
0000-007001 LSHC	AR-0202	LSHC-HNB 01153557564		09/30/19	Open	101	None	101	0.0000	0.0000	1.000000	3,198.27	3,198.27	0.00	1.000000	3,615.61	3,615.61	0.00
0000-007001 Clerk	AR-0203	Clerk-HNB 01153557519		09/30/19	Open	101	None	101	0.0000	0.0000	1.000000	144,748.90	144,748.90	0.00	1.000000	174,600.41	174,600.41	0.00
Court Accounts-Checking Total									0.0000	0.0000	1.000000	296,683.09	296,683.09	0.00	1.000000	410,774.00	410,774.00	0.00
FAMCA																		
31422XZP0	22-0130	FAMCA 3.05 06/17/27		06/17/22	Open	1003	2002	None	3.4894	3.4894	0.980000	1,000,000.00	980,000.00	20,000.00	0.980000	1,000,000.00	980,000.00	20,000.00
FAMCA Total									3.4894	3.4894	0.980000	1,000,000.00	980,000.00	20,000.00	0.980000	1,000,000.00	980,000.00	20,000.00
FFCB																		
313382AX1	20-0032	FFCB 1.43 02/14/24		03/13/20	Open	1001	2002	None	0.7552	0.7552	1.028010	1,000,000.00	1,026,010.00	(26,010.00)	1.007507	1,000,000.00	1,007,506.74	(7,506.74)
3133834G3	22-0191	FFCB 4.00 09/29/27		09/29/22	Open	1015	2002	1015	4.0357	4.0357	0.998400	1,500,000.00	1,497,600.00	2,400.00	0.998475	1,500,000.00	1,497,711.94	2,288.06
FFCB Total									2.7143	2.7143	1.009444	2,500,000.00	2,523,610.00	(23,610.00)	1.007087	2,500,000.00	2,505,218.68	(5,218.68)
FHLB																		
313382AX1	20-0031	FHLB 2.125 03/10/23		03/13/20	Open	1001	2002	None	0.7196	0.7196	1.041520	1,500,000.00	1,562,280.00	(62,280.00)	1.002684	1,500,000.00	1,504,025.91	(4,025.91)
3133834G3	19-0053	FHLB 2.125 08/09/23		08/11/19	Open	1001	2002	1001	1.9501	1.9501	1.006690	1,355,000.00	1,364,064.95	(9,064.95)	1.000760	1,355,000.00	1,356,030.11	(1,030.11)
3130ANQ29	21-0153	FHLB 0.50 10/09/24		09/09/21	Open	1015	2002	None	0.5000	0.5000	1.000000	750,000.00	750,000.00	0.00	1.000000	750,000.00	750,000.00	0.00
3130AACH3	20-0033	FHLB 2.375 03/14/25		03/13/20	Open	1001	2002	None	0.8637	0.8637	1.073840	1,000,000.00	1,073,840.00	(73,840.00)	1.032901	1,000,000.00	1,032,901.40	(32,901.40)
3130ANX39	21-0159	FHLB 0.50 09/30/26		09/30/21	Open	1015	2002	None	1.2890	1.2890	1.000000	1,250,000.00	1,250,000.00	0.00	1.000000	1,250,000.00	1,250,000.00	0.00
FHLB Total									1.1202	1.1202	1.024797	5,855,000.00	6,000,184.95	(145,184.95)	1.006493	5,855,000.00	5,892,957.42	(37,957.42)
FHLMC																		
3134GWJ64	20-0095	Freddie Mac 0.40 06/10/24		09/10/20	Open	1001	2002	None	0.4000	0.4000	1.000000	1,000,000.00	1,000,000.00	0.00	1.000000	1,000,000.00	1,000,000.00	0.00
3134GVQQ4	20-0039	FHLMC 0.75 04/30/25		04/30/20	Open	1001	2002	None	0.7500	0.7500	1.000000	1,000,000.00	1,000,000.00	0.00	1.000000	1,000,000.00	1,000,000.00	0.00
3134GWKZ8	20-0055	FHLMC 0.625 08/18/25		08/18/20	Open	1001	2002	None	0.6250	0.6250	1.000000	1,000,000.00	1,000,000.00	0.00	1.000000	1,000,000.00	1,000,000.00	0.00
3137EAX3	22-0128	FHLMC 0.375 09/23/25		06/14/22	Open	1015	2002	None	3.3859	3.3859	0.907400	1,000,000.00	907,400.00	92,600.00	0.922204	1,000,000.00	922,204.43	77,795.57
FHLMC Total									1.2446	1.2446	0.976850	4,000,000.00	3,907,400.00	92,600.00	0.980551	4,000,000.00	3,922,204.43	77,795.57
FNMA																		
3135G0W66	20-0029	Agency-FNMA 1.625 10/15/24		01/14/20	Open	1001	2002	None	1.6508	1.6508	0.998819	1,000,000.00	998,818.82	1,181.18	0.999548	1,000,000.00	999,547.68	452.32
3135G0K36	22-0189	FNMA 2.125 04/24/26		09/26/22	Open	1015	2002	1015	4.1240	4.1240	0.934120	2,000,000.00	1,868,240.00	131,760.00	0.938691	2,000,000.00	1,877,382.59	122,617.41
FNMA Total									3.2628	3.2628	0.955686	3,000,000.00	2,867,058.82	132,941.18	0.958977	3,000,000.00	2,876,930.27	123,069.73
MIClass-MM																		
0000-008040 MICLASS GF	AR-0003	GF MI-01-0046-0001		12/31/98	Open	300	None	300	0.1000	0.1000	1.000000	1,016,712.32	1,016,712.32	0.00	1.000000	3,126,354.65	3,126,354.65	0.00
7210-008041 MICLASS Lib	AR-0004	Library MI-01-0046-0002		08/04/00	Open	300	None	300	0.1000	0.1000	1.000000	79,800.00	79,800.00	0.00	1.000000	394,872.96	394,872.96	0.00
8725-008065 SLSC C&O MM	AR-0184	SLSC C&O MI-01-0046-0004		03/28/18	Open	300	None	300	0.1000	0.1000	1.000000	227,718.23	227,718.23	0.00	1.000000	8,516.05	8,516.05	0.00
8725-008066 Lloyds Bayou MM	AR-0185	Lloyds Bayou MI-01-0046-0005		03/28/18	Open	300	None	300	0.1000	0.1000	1.000000	25,322.79	25,322.79	0.00	1.000000	17,735.84	17,735.84	0.00
8510-008067 Nunica MM	AR-0186	Nunica MI-01-0046-0006		03/28/18	Open	300	None	300	0.1000	0.1000	1.000000	10,534.67	10,534.67	0.00	1.000000	304.37	304.37	0.00
8510-008068 Munn MM	AR-0187	Munn MI-01-0046-0007		03/23/18	Open	300	None	300	0.1000	0.1000	1.000000	152,124.52	152,124.52	0.00	1.000000	8,344.85	8,344.85	0.00
8510-008069 Park West MM	AR-0188	Park West MI-01-0046-0008		03/28/18	Open	300	None	300	0.1000	0.1000	1.000000	193,127.12	193,127.12	0.00	1.000000	4,341.46	4,341.46	0.00
0000-008001 Maler Escrow	AR-0209	Maler Escrow MI-01-0046-0010		08/07/20	Open	300	None	300	0.1000	0.1000	1.000000	2,500.00	2,500.00	0.00	0.000000	0.00	0.00	0.00
4690-008006 MICLASS FJC	AR-0226	FJC MI-01-0046-0011		11/29/22	Open	300	None	300	0.5000	0.5000	1.000000	22,000,000.00	22,000,000.00	0.00	1.000000	22,084,612.21	22,084,612.21	0.00
MIClass-MM Total									0.4445	0.4445	1.000000	23,707,839.65	23,707,839.65	0.00	1.000000	25,645,082.39	25,645,082.39	0.00
Municipal Bond																		
790450GT1	20-0052	Muni-St Johns MI Public Schs 0.55 05/01/23		07/08/20	Open	1001	2002	None	0.5500	0.5500	1.000000	185,000.00	185,000.00	0.00	1.000000	185,000.00	185,000.00	0.00
594477A60	21-0003	Muni-Mi St Fin Auth Revenue 0.487 10/01/23		10/15/20	Open	1001	2002	None	0.4870	0.4870	1.000000	275,000.00	275,000.00	0.00	1.000000	275,000.00	275,000.00	0.00
790450GU8	20-0053	Muni-St Johns MI Public Schs 0.65 05/01/24		07/08/20	Open	1001	2002	None	0.6500	0.6500	1.000000	285,000.00	285,000.00	0.00	1.000000	285,000.00	285,000.00	0.00
900764SN2	21-0128	Muni-Tuscola Cnty 0.73 09/01/24		07/14/21	Open	1010	2002	None	0.7300	0.7300	1.000000	135,000.00	135,000.00	0.00	1.000000	135,000.00	135,000.00	0.00
129644B33	21-0122	Muni-Calhoun Cnty 0.759 10/01/24		07/08/21	Open	1010	2002	None	0.7590	0.7590	1.000000	355,000.00	355,000.00	0.00	1.000000	355,000.00	355,000.00	0.00
594615H90	20-0096	Muni-Mi State Bldg Auth 0.816 10/15/24		09/17/20	Open	1001	2002	None	0.8160	0.8160	1.000000	1,000,000.00	1,000,000.00	0.00	1.000000	1,000,000.00	1,000,000.00	0.00
849765FQ0	20-0051	Muni-Spring Lake Schls 1.968 11/01/24		05/11/20	Open	1001	2002	None	1.0001	1.0001	1.042230	710,000.00	739,993.30	(29,993.30)	1.017538	710,000.00	722,451.80	(12,451.80)
849765GP1	21-0107	Muni-Spring Lake Schs 0.60 11/01/24		06/23/21	Open	1018	2002	1018	0.4947	0.4947	1.003500	500,000.00	501,760.00	(1,760.00)	1.001919	500,000.00	500,959.44	(959.44)
416849WX3	20-0041	Muni-Hartland Schls 2.053 05/01/25		05/07/20	Open	1001	2002	None	1.2739	1.2739	1.037500	1,175,000.00	1,219,062.50	(44,062.50)	1.017852	1,175,000.00	1,195,976.08	(20,976.08)
790450GV6	20-0054	Muni-St Johns MI Public Schs 0.70 05/01/25		07/08/20	Open	1001	2002	None	0.7000	0.7000	1.000000	290,000.00	290,000.00	0.00	1.000000	290,000.00	290,000.00	0.00
900764SP7	21-0129	Muni-Tuscola Cnty 1.10 09/01/25		07/14/21	Open	1010	2002	None	1.1000	1.1000	1.000000	65,000.00	65,000.00	0.00	1.000000	65,000.00	65,000.00	0.00
Municipal Bond Total									0.8732	0.8732	1.015235	4,975,000.00	5,050,795.80	(75,795.80)	1.006912	4,975,000.00	5,009,387.32	(34,387.32)
Petty Cash																		
1010-004000 GF Petty Cash	AR-0101	Petty Cash - Multiple Depts		08/01/10	Open	101	None	101	0.0000	0.0000	1.000000	2,000.00	2,000.00	0.00	1.000000	14,172.00	14,172.00	0.00
2081-004000 Parks Petty Cash	AR-0103	Petty Cash - Parks & Rec		08/01/10	Open	101	None	101	0.0000	0.0000	1.000000							

Open Investments

Ottawa County Treasurer

Effective Interest - Actual Life
Receipts for Period
12/31/22

Run Date: 01/11/23
Run Time: 11:56:27
Page 3 of 4

CUSIP	Invest Number	Security Description	FASB Invest Class	Purchase Date	Call Date	Purchase Institut	SafeKeep Institut	Issuing Institut	Yield Matur	Yield Call	Original Unit Cost	Original Par Val/Shares	Original Princ/Cost	Orig Prem Discount	Ending Unit Price	Ending Par Val/Shares	Ending Amor Val/Cost	Unamor Prem/Dscnt
2272-004000 Landfill Petty Cash	AR-0107	Petty Cash - Env Health		08/01/10	Open	101	None	101	0.0000	0.0000	1.000000	200.00	200.00	0.00	1.000000	200.00	200.00	0.00
2602-004000 WEMET Petty Cash	AR-0108	Petty Cash - WEMET		08/01/10	Open	101	None	101	0.0000	0.0000	1.000000	30,000.00	30,000.00	0.00	1.000000	30,000.00	30,000.00	0.00
Petty Cash Total									0.0000	0.0000	1.000000	35,627.00	35,627.00	0.00	1.000000	46,727.00	46,727.00	0.00
Savings																		
7040-002038 Infinisource Coll	AR-0135	Infinisource Flex Collateral		12/11/13	Open	131	None	131	0.0000	0.0000	1.000000	2,500.00	2,500.00	0.00	1.000000	2,240.00	2,240.00	0.00
Savings Total									0.0000	0.0000	1.000000	2,500.00	2,500.00	0.00	1.000000	2,240.00	2,240.00	0.00
Treasury Note																		
912828UN8	13-0098	Treasury Note 2.00 02/15/23		07/01/13	Open	1012	2002	None	2.4458	2.4458	0.961963	1,000,000.00	961,962.50	38,037.50	0.999461	1,000,000.00	999,461.41	538.59
912828T26	19-0069	Treasury Note 1.375 09/30/23		08/26/19	Open	1001	2002	1001	1.3986	1.3986	0.999058	1,000,000.00	999,058.31	941.69	0.999826	1,000,000.00	999,825.59	174.41
91282CAP6	21-0039	Treasury Note 0.125 10/15/23		11/02/20	Open	1001	2002	None	0.1695	0.1695	0.998691	1,000,000.00	998,690.62	1,309.38	0.999651	1,000,000.00	999,650.71	349.29
912828V23	19-0030	Treasury Note 2.25 12/31/23		04/05/19	Open	1001	2002	None	2.2932	2.2932	0.998056	1,000,000.00	998,056.25	1,943.75	0.999577	1,000,000.00	999,676.74	423.26
91282CBR1	22-0092	Treasury Note 0.25 03/15/24		03/28/22	Open	1010	2005	None	2.2508	2.2508	0.961758	10,000,000.00	9,617,578.13	382,421.87	0.976424	10,000,000.00	9,764,237.77	235,762.23
912828D58	19-0017	Treasury Note 2.375 08/15/24		02/28/19	Open	1001	2002	1001	2.5069	2.5069	0.993300	2,000,000.00	1,986,600.00	13,400.00	0.997917	2,000,000.00	1,995,833.98	4,166.02
912828G38	16-0249	Treasury Note 2.25 11/15/24		10/17/16	Open	1001	2002	None	1.6374	1.6374	1.046172	1,000,000.00	1,046,171.88	(46,171.88)	1.011235	1,000,000.00	1,011,234.84	(11,234.84)
9128284F4	18-0077	Treasury Note 2.625 03/31/25		09/24/18	Open	1018	2002	None	3.0131	3.0131	0.977188	1,000,000.00	977,187.50	22,812.50	0.991640	1,000,000.00	991,640.33	8,359.67
912828XB1	18-0024	Treasury Note 2.125 05/15/25		05/03/18	Open	1018	2002	None	2.9240	2.9240	0.949531	1,000,000.00	949,531.25	50,468.75	0.981836	1,000,000.00	981,836.01	18,163.99
91282CAT8	21-0040	Treasury Note 0.25 10/31/25		11/02/20	Open	1001	2002	None	0.3586	0.3586	0.994627	1,000,000.00	994,627.41	5,372.59	0.996945	1,000,000.00	996,945.43	3,054.57
912828M56	16-0081	Treasury Note 2.25 11/15/25		03/11/16	Open	1001	2002	None	1.9028	1.9028	1.030550	1,000,000.00	1,030,550.00	(30,550.00)	1.009653	1,000,000.00	1,009,652.89	(9,652.89)
91282CBC4	22-0033	Treasury Note 0.375 12/31/25		10/15/21	Open	1015	2002	None	0.9027	0.9027	0.978250	1,000,000.00	978,250.00	21,750.00	0.984429	1,000,000.00	984,429.12	15,570.88
91282CBW0	23-0016	Treasury Note 0.75 04/30/26		10/07/22	Open	1015	2002	1015	4.1732	4.1732	0.887680	1,000,000.00	887,680.00	112,320.00	0.894668	1,000,000.00	894,667.75	105,332.25
91282CCJ8	22-0129	Treasury Note 0.875 06/30/26		06/14/22	Open	1015	2002	None	3.4322	3.4322	0.904200	1,000,000.00	904,200.00	95,800.00	0.916402	1,000,000.00	916,401.75	83,598.25
91282CCW9	22-0032	Treasury Note 0.75 08/31/26		10/15/21	Open	1015	2002	None	1.0155	1.0155	0.987400	1,000,000.00	987,400.00	12,600.00	0.990485	1,000,000.00	990,485.13	9,514.87
91282CCZ2	22-0034	Treasury Note 0.875 09/30/26		10/15/21	Open	1015	2002	None	1.0301	1.0301	0.992520	1,000,000.00	992,520.00	7,480.00	0.994318	1,000,000.00	994,317.71	5,682.29
91282CCZ2	22-0035	Treasury Note 0.875 09/30/26		10/15/21	Open	1010	2002	None	1.0300	1.0300	0.992525	2,000,000.00	1,985,049.50	14,950.50	0.994321	2,000,000.00	1,988,642.64	11,357.36
912828V98	22-0190	Treasury Note 2.25 02/15/27		09/28/22	Open	1015	2002	1015	4.0450	4.0450	0.928500	1,500,000.00	1,392,750.00	107,250.00	0.932474	1,500,000.00	1,398,710.58	101,289.42
912828X88	23-0015	Treasury Note 2.375 05/15/27		10/07/22	Open	1015	2002	1015	4.0848	4.0848	0.928550	1,000,000.00	928,850.00	71,150.00	0.932213	1,000,000.00	932,212.80	67,787.20
Treasury Note Total									2.1561	2.1561	0.971040	30,500,000.00	29,616,713.35	883,286.65	0.978681	30,500,000.00	29,849,763.18	650,236.82
Investment Total									1.6045	1.6045	0.994124	150,493,413.08	149,609,176.90	884,237.08	0.995360	171,037,740.86	170,244,202.16	793,539.70

Ottawa County, Michigan - OPEB Section 115 Trust

Greenleaf Trust

Portfolio Asset Allocation
From Monthly Statement

December 31, 2022

Asset	<u>Market Values at 10/1/2022</u>		<u>Market Values at 12/31/2022</u>		Transactions Impacting Market Value	Month to Date Impact
	Dollar Amount	Percentage	Dollar Amount	Percentage		
		0.00%		0.00%		
		0.00%		0.00%		
Exchange Traded Fds- Equity	\$2,489,663.70	42.79%	\$2,717,905.41	43.99%	Contributions	\$0.00
		0.00%		0.00%	Payments	
Mutual Fund - Equity	\$1,219,500.84	20.96%	\$1,309,371.62	21.19%	Disbursements	
		0.00%		0.00%	Withdrawals & Distributions	\$0.00
Mutual Fund Equity - International	\$72,522.81	1.25%	\$78,428.69	1.27%	Administrative Expenses	(\$4,535.81)
		0.00%		0.00%	Investment Income	\$48,594.51
		0.00%		0.00%		
		0.00%		0.00%	Investment Change (+/-)	(\$271,002.05)
Corporate Bonds	\$746,826.18	12.84%	\$727,431.97	11.77%		
		0.00%		0.00%	MTD fee or income increase/decrease	-\$226,943.35
		0.00%		0.00%		
		0.00%		0.00%		
		0.00%		0.00%		
Mutual Fund - Fixed Income	\$101,463.68	1.74%	\$100,307.27	1.62%		
		0.00%		0.00%		
US Government Notes & Bonds	\$1,147,697.13	19.73%	\$1,154,098.01	18.68%		
		0.00%		0.00%		
		0.00%		0.00%		
		0.00%		0.00%		
		0.00%		0.00%		
Money Market Funds - Taxable	40610.51	0.70%	\$90,470.40	1.46%		
		0.00%		0.00%		
		0.00%		0.00%		
TOTAL PORTFOLIO	\$5,818,284.85	100.00%	\$6,178,013.37	100.00%		

PORTFOLIO ASSET ALLOCATION PARAMETERS

	Current	Target
Equities	66.46%	65%
Total Fixed Income	32.08%	30%
Cash & Equivalents	1.46%	5%
	100%	100%

Co of Ottawa Retiree Hlth Ins Sec 115 Tr

Account Number: 62380025

December 1, 2022 Through December 31, 2022

County of Ottawa Section 115 Trust

Attn: Amanda Price, Trustee

12220 Filmore St Room 155

West Olive, MI 49460

Trust Relationship Officer Melinda P Shull

Wealth Management Advisor James N Botsko

December 01, 2022 through December 31, 2022

Account Name : Co of Ottawa Retiree Hlth Ins Sec 115 Tr

Account No : 62380025

December 01, 2022 through December 31, 2022

Account Name : Co of Ottawa Retiree Hlth Ins Sec 115 Tr

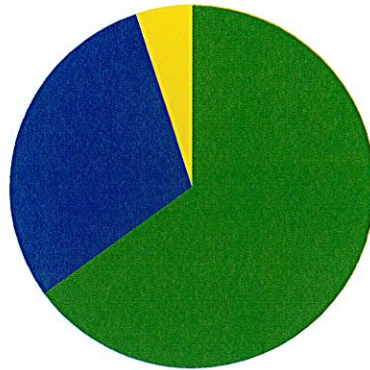
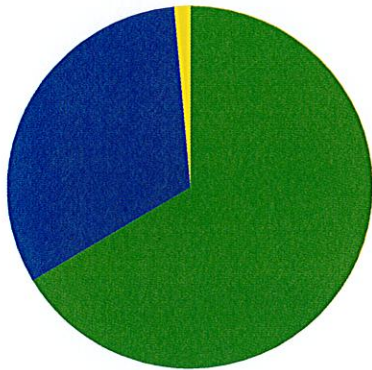
Account No : 62380025

Account Summary

Portfolio Summary

Actual

Target



Equity - 66.46%
Fixed - 32.08%
Cash Equiv - 1.46%

Equity - 65.00%
Fixed - 30.00%
Cash Equiv - 5.00%

	Market Value	Percent	Estimated	Current
	Current Date	Of Total	Ann Income	Yield
Total Account	6,178,013.37	100.00	126,286.94	2.04
Equity	4,105,705.72	66.46	72,664.35	1.77
Fixed	1,981,837.25	32.08	50,166.62	2.53
Cash Equiv	90,470.40	1.46	3,455.97	3.82
Net Cash	0.00			

Activity Summary

Current Period
12/01/2022-12/31/2022

Year To Date
01/01/2022-12/31/2022

Beginning Market Value	\$ 6,404,956.72	\$ 7,887,707.79
Contributions		
Cash Deposits	0.00	0.00
Asset Deposits	0.00	0.00
Total Contributions	0.00	0.00
Withdrawals		
Cash Disbursements	0.00	-522,943.54
Asset Withdrawals	0.00	0.00
Management Fees	-4,535.81	-57,643.64
Total Withdrawals	-4,535.81	-580,587.18
Investment Income		
Tax Free Interest	0.00	0.00
Taxable Interest	2,087.51	41,715.15
Dividends	22,406.23	86,551.23
Return of Capital	0.00	0.00
Other	24,100.77	24,100.77
Total Investment Income	48,594.51	152,367.15
Investment Change	-271,002.05	-1,281,474.39
Ending Market Value	\$ 6,178,013.37	\$ 6,178,013.37

December 01, 2022 through December 31, 2022

Account Name : Co of Ottawa Retiree Hlth Ins Sec 115 Tr

Account No : 62380025

Portfolio Holdings

Description				Market Value/	Cost	Unrealized	Current	Percent
Cusip	Ticker	Price	Quantity	Estimated Inc	Basis	Gain/Loss	Yield	Of Acct
Equities								
<u>Exchange Traded Fds-Equity</u>								
iShares Core MSCI EAFE ETF 46432F842	IEFA	61.64	1,910.000	117,732.40 3,183.03	114,101.27	3,631.13	2.70	1.91
iShares Core S&P 500 Index 464287200	IVV	384.21	2,355.000	904,814.55 15,056.24	645,846.56	258,967.99	1.66	14.65
iShares Core S&P Midcap 400 Index 464287507	IJH	241.89	959.000	231,972.51 3,781.31	158,480.25	73,492.26	1.63	3.75
iShares Core S&P Smallcap 600 Index 464287804	IJR	94.64	973.000	92,084.72 1,302.01	65,205.79	26,878.93	1.41	1.49
iShares MSCI EAFE ETF 464287465	EFA	65.64	3,745.000	245,821.80 6,613.66	241,679.77	4,142.03	2.69	3.98
iShares MSCI EAFE Value ETF 464288877	EFV	45.88	3,430.000	157,368.40 6,565.68	160,819.21	(3,450.81)	4.17	2.55
Vanguard Growth MFC 922908736	VUG	213.11	2,107.000	449,022.77 3,158.60	83,868.65	365,154.12	0.70	7.27
Vanguard Index Trust Value MFC 922908744	VTV	140.37	3,698.000	519,088.26 13,062.08	144,062.43	375,025.83	2.52	8.40

December 01, 2022 through December 31, 2022

Account Name : Co of Ottawa Retiree Hlth Ins Sec 115 Tr

Account No : 62380025

Portfolio Holdings

Description				Market Value/	Cost	Unrealized	Current	Percent
Cusip	Ticker	Price	Quantity	Estimated Inc	Basis	Gain/Loss	Yield	Of Acct
Exchange Traded Fds-Equity Subtotal				2,717,905.41 52,722.61	1,614,063.93	1,103,841.48	1.94	44.00
<u>Mutual Fund-Equity</u>								
Hartford Dividend and Growth Fund F 41664T669	HDGFX	29.06	6,253.118	181,715.61 4,551.97	171,502.94	10,212.67	2.51	2.94
Sterling Capital Equity Income Fund CI I 85917L684	BEGIX	25.62	7,114.948	182,284.97 2,982.02	104,249.19	78,035.78	1.64	2.95
Touchstone Sands Capital Select Gr Instl 89155T524	CISGX	9.51	11,301.707	107,479.23 0.00	123,749.49	(16,270.26)	0.00	1.74
Vanguard 500 Index Admiral Share 922908710	VFIAX	354.11	1,907.499	675,464.47 11,354.77	380,000.00	295,464.47	1.68	10.93
William Blair Large Cap Gr-R6 969251636	LCGJX	17.53	9,265.678	162,427.34 272.87	178,557.94	(16,130.60)	0.17	2.63
Mutual Fund-Equity Subtotal				1,309,371.62 19,161.63	958,059.56	351,312.06	1.46	21.19
<u>Mutual Fund-Equity-Intl</u>								
Delaware Emerging Markets R6 245914510	DEMZX	17.07	2,281.033	38,937.23 780.11	29,650.83	9,286.40	2.00	0.63

December 01, 2022 through December 31, 2022

Account Name : Co of Ottawa Retiree Hlth Ins Sec 115 Tr

Account No : 62380025

Portfolio Holdings

Description						Market Value/	Cost	Unrealized	Current	Percent
Cusip	Ticker			Price	Quantity	Estimated Inc	Basis	Gain/Loss	Yield	Of Acct
Matthews Pacific Tiger Fund Cl I				20.16	1,958.902	39,491.46	39,103.83	387.63	0.00	0.64
577130834	MIPTX					0.00				
Mutual Fund-Equity-Intl Subtotal						78,428.69	68,754.66	9,674.03	0.99	1.27
						780.11				
Equities Subtotal						4,105,705.72	2,640,878.15	1,464,827.57	1.77	66.46
						72,664.35				
<u>Fixed Income</u>										
<u>Corporate Bonds</u>										
Bank of America Corp 3.3 01		3.300%	01/11/2023	99.97	25,000.000	24,991.45	25,352.69	(361.24)	3.30	0.40
06051GEU9	BAC23					825.00				
Morgan Stanley		3.125%	01/23/2023	99.91	25,000.000	24,977.06	25,320.75	(343.69)	3.13	0.40
61744YAN8	MS23H					781.25				
McDonalds Corp 3.3500% 04/01		3.350%	04/01/2023	99.62	25,000.000	24,905.62	25,037.89	(132.27)	3.36	0.40
58013MFE9	MCD33523					837.50				
Apple Inc		2.400%	05/03/2023	99.20	25,000.000	24,799.79	24,580.25	219.54	2.42	0.40
037833AK6	AAP2423					600.00				
Oracle Corp		3.625%	07/15/2023	99.23	25,000.000	24,806.92	25,074.07	(267.15)	3.65	0.40
68389XAS4	ORCL23					906.25				

December 01, 2022 through December 31, 2022

Account Name : Co of Ottawa Retiree Hlth Ins Sec 115 Tr

Account No : 62380025

Portfolio Holdings

Description										
Cusip	Ticker			Price	Quantity	Market Value/ Estimated Inc	Cost Basis	Unrealized Gain/Loss	Current Yield	Percent Of Acct
Bristol Myers Squibb Co 110122AW8	BMY3223	3.250%	11/01/2023	98.58	25,000.000	24,645.04 812.50	25,102.28	(457.24)	3.30	0.40
Union Pac Corp 907818DV7	UNP24	3.750%	03/15/2024	98.41	25,000.000	24,602.32 937.50	25,034.13	(431.81)	3.81	0.40
Parker-Hannifin Corp 701094AM6	PH24A	2.700%	06/14/2024	96.33	25,000.000	24,083.42 675.00	25,742.43	(1,659.01)	2.80	0.39
PPG Inds Inc 693506BQ9	PPG24	2.400%	08/15/2024	95.71	25,000.000	23,926.90 600.00	25,213.47	(1,286.57)	2.51	0.39
Wells Fargo Co Mtn Be 94974BGA2	WFC24	3.300%	09/09/2024	97.03	25,000.000	24,258.07 825.00	26,263.00	(2,004.93)	3.40	0.39
Paypal Holdings Inc 70450YAC7	2 PYPL24	2.400%	10/01/2024	95.88	25,000.000	23,970.45 600.00	25,185.89	(1,215.44)	2.50	0.39
D R Horton Inc 23331ABM0	DHI24	2.500%	10/15/2024	95.27	25,000.000	23,816.86 625.00	25,766.32	(1,949.46)	2.62	0.39
Abbvie Inc 00287YBZ1	ABBV24A	2.600%	11/21/2024	95.71	25,000.000	23,928.20 650.00	25,869.97	(1,941.77)	2.72	0.39
Republic Serv Inc 760759AQ3	RSG25	3.200%	03/15/2025	95.96	25,000.000	23,988.78 800.00	24,824.75	(835.97)	3.33	0.39

December 01, 2022 through December 31, 2022

Account Name : Co of Ottawa Retiree Hlth Ins Sec 115 Tr

Account No : 62380025

Portfolio Holdings

Description										
Cusip	Ticker			Price	Quantity	Market Value/ Estimated Inc	Cost Basis	Unrealized Gain/Loss	Current Yield	Percent Of Acct
DTE Energy Co 233331BG1	DTE25A	1.050%	06/01/2025	90.67	25,000.000	22,667.21 262.50	25,068.46	(2,401.25)	1.16	0.37
Netapp Inc 64110DAL8	NTAP18752	1.875%	06/22/2025	91.92	25,000.000	22,980.52 468.75	25,535.02	(2,554.50)	2.04	0.37
Intuit 46124HAB2	INTU9525	0.950%	07/15/2025	91.08	25,000.000	22,768.92 237.50	25,179.79	(2,410.87)	1.04	0.37
American Tower Corp 03027XBB5	AMT25D	1.300%	09/15/2025	90.39	25,000.000	22,597.93 325.00	25,078.44	(2,480.51)	1.44	0.37
Verizon Communications Inc 92343VFS8	VZ25B	0.850%	11/20/2025	89.33	25,000.000	22,332.03 212.50	24,810.75	(2,478.72)	0.95	0.36
Bank New York Mellon Corp 06406RAQ0	BK7526	0.750%	01/28/2026	88.68	25,000.000	22,170.29 187.50	24,992.75	(2,822.46)	0.85	0.36
Unitedhealth Group Inc 91324PCV2	UNH26	3.100%	03/15/2026	95.25	25,000.000	23,812.81 775.00	24,050.00	(237.19)	3.25	0.39
AT&T Inc 00206RML3	T26F	1.700%	03/25/2026	90.26	25,000.000	22,565.56 425.00	25,286.85	(2,721.29)	1.88	0.37
General Mtrs Finl Co Inc 37045XDK9	GM/26C	1.500%	06/10/2026	86.95	25,000.000	21,738.46 375.00	24,941.50	(3,203.04)	1.73	0.35

December 01, 2022 through December 31, 2022

Account Name : Co of Ottawa Retiree Hlth Ins Sec 115 Tr

Account No : 62380025

Portfolio Holdings

Description										
Cusip	Ticker			Price	Quantity	Market Value/ Estimated Inc	Cost Basis	Unrealized Gain/Loss	Current Yield	Percent Of Acct
Starbucks Corp 855244AK5	SBUX24526	2.450%	06/15/2026	92.76	25,000.000	23,191.03 612.50	26,272.84	(3,081.81)	2.64	0.38
Hershey Co 427866AX6	HSY26	2.300%	08/15/2026	92.01	25,000.000	23,001.64 575.00	25,929.68	(2,928.04)	2.50	0.37
Goldman Sachs Group Inc 38145GAH3	GS26P	3.500%	11/16/2026	93.84	25,000.000	23,458.99 875.00	27,005.03	(3,546.04)	3.73	0.38
Amgen Inc 031162CT5	AMGN2227	2.200%	02/21/2027	89.85	25,000.000	22,461.73 550.00	25,733.27	(3,271.54)	2.45	0.36
Amazon Com Inc 023135CF1	AMZN3327	3.300%	04/13/2027	95.04	25,000.000	23,761.05 825.00	25,140.70	(1,379.65)	3.47	0.38
Costco Corp 22160KAN5	1.3750% 06/ COST27	1.375%	06/20/2027	87.72	25,000.000	21,931.21 343.75	25,340.44	(3,409.23)	1.57	0.35
Visa Inc 92826CAP7	V27B	0.750%	08/15/2027	85.21	25,000.000	21,301.51 187.50	24,799.00	(3,497.49)	0.88	0.34
Packaging Corp America 695156AT6	3 PKG27	3.400%	12/15/2027	91.96	25,000.000	22,990.20 850.00	26,190.10	(3,199.90)	3.70	0.37
Corporate Bonds Subtotal						727,431.97 18,562.50	785,722.51	(58,290.54)	2.55	11.77

December 01, 2022 through December 31, 2022

Account Name : Co of Ottawa Retiree Hlth Ins Sec 115 Tr

Account No : 62380025

Portfolio Holdings

Description									
Cusip	Ticker		Price	Quantity	Market Value/ Estimated Inc	Cost Basis	Unrealized Gain/Loss	Current Yield	Percent Of Acct
<u>Mutual Fund-Fixed Income</u>									
Vanguard S/T Inflation Protected Sec Admiral 922020706	VTAPX		23.42	4,282.975	100,307.27 6,841.62	104,636.20	(4,328.93)	6.82	1.62
Mutual Fund-Fixed Income Subtotal					100,307.27 6,841.62	104,636.20	(4,328.93)	6.82	1.62
<u>U S Government Notes & Bonds</u>									
United States Treas Nts 9128282D1	UST1323	1.375% 08/31/2023	97.76	75,000.000	73,321.28 1,031.25	74,968.73	(1,647.45)	1.41	1.19
United States Treas Nts 912828U57	USTN2123	2.125% 11/30/2023	97.66	25,000.000	24,416.03 531.25	24,876.95	(460.92)	2.18	0.40
United States Treas Nts 912828V23	USTN2223	2.250% 12/31/2023	97.55	50,000.000	48,777.35 1,125.00	50,027.95	(1,250.60)	2.31	0.79
United States Treas Nts 912828W48	USTN2124	2.125% 02/29/2024	97.11	25,000.000	24,278.33 531.25	25,072.52	(794.19)	2.19	0.39
United States Treas Nts 912828XT2	USTN2024b	2.000% 05/31/2024	96.38	50,000.000	48,191.40 1,000.00	47,888.67	302.73	2.08	0.78
United States Treas Nts 912828D56	UST2324	2.375% 08/15/2024	96.52	50,000.000	48,261.70 1,187.50	49,388.04	(1,126.34)	2.46	0.78

December 01, 2022 through December 31, 2022

Account Name : Co of Ottawa Retiree Hlth Ins Sec 115 Tr

Account No : 62380025

Portfolio Holdings

Description						Market Value/ Estimated Inc	Cost Basis	Unrealized Gain/Loss	Current Yield	Percent Of Acct
Cusip	Ticker			Price	Quantity					
United States Treas Nts 912828J27	UST2025	2.000%	02/15/2025	95.21	75,000.000	71,405.25 1,500.00	75,398.68	(3,993.43)	2.10	1.16
United States Treas Nts 912828M56	USTN2225	2.250%	11/15/2025	94.74	115,000.000	108,949.05 2,587.50	114,200.74	(5,251.69)	2.38	1.76
United States Treas Nts 912828U24	UST226	2.000%	11/15/2026	92.58	170,000.000	157,389.40 3,400.00	165,532.85	(8,143.45)	2.16	2.55
United States Treas Nts 9128283F5	UST225127	2.250%	11/15/2027	92.31	175,000.000	161,540.05 3,937.50	182,463.90	(20,923.85)	2.44	2.61
United States Treas Nts 91282CBZ3	USTN12528	1.250%	04/30/2028	86.94	100,000.000	86,941.40 1,250.00	99,570.31	(12,628.91)	1.44	1.41
United States Treas Nts 91282CEM9	USTN28429	2.875%	04/30/2029	93.87	110,000.000	103,253.92 3,162.50	108,730.86	(5,476.94)	3.06	1.67
United States Treas Nts 912828YB0	UST162529	1.625%	08/15/2029	86.99	55,000.000	47,843.57 893.75	55,615.80	(7,772.23)	1.87	0.77
United States Treas Nts 912828Z94	USTN1530	1.500%	02/15/2030	85.45	175,000.000	149,529.28 2,625.00	165,285.15	(15,755.87)	1.76	2.42
U S Government Notes & Bonds Subtotal						1,154,098.01 24,762.50	1,239,021.15	(84,923.14)	2.15	18.68

December 01, 2022 through December 31, 2022

Account Name : Co of Ottawa Retiree Hlth Ins Sec 115 Tr

Account No : 62380025

Portfolio Holdings

Description				Market Value/ Estimated Inc	Cost Basis	Unrealized Gain/Loss	Current Yield	Percent Of Acct
Cusip	Ticker	Price	Quantity					
Fixed Income Subtotal				1,981,837.25 50,166.62	2,129,379.86	(147,542.61)	2.53	32.07
Cash Equivalents								
Money Market Funds-Taxable								
Northern Institutional Treasury Portfolio 665279808	NITXX	1.00	90,470.400	90,470.40 3,455.97	90,470.40	0.00	3.82	1.46
Money Market Funds-Taxable Subtotal				90,470.40 3,455.97	90,470.40	0.00	3.82	1.46
Cash Equivalents Subtotal				90,470.40 3,455.97	90,470.40	0.00	3.82	1.46
Cash Summary								
Principal				-399,171.99	-399,171.99			
Income				399,171.99	399,171.99			
Invested Income				0.00	0.00			
* * Grand Total * *				6,178,013.37 126,286.94	4,860,728.41	1,317,284.96	2.04	

LT Gain/Loss Fiscal YTD: 124,258.55

ST Gain/Loss Fiscal YTD: -5,658.12

December 01, 2022 through December 31, 2022

Account Name : Co of Ottawa Retiree Hlth Ins Sec 115 Tr

Account No : 62380025

Account Transactions

Date	Type	Description	Amount
		Starting Balance :	\$0.00
12/01/2022	Interest	Disney Walt Co Mtns Be 2.350% 12/01/22	293.75
12/01/2022	Interest	DTE Energy Co 1.0500% 06/01/25	131.25
12/01/2022	Amortization - Adjust Cost on Taxlots	-75.88 Of Disney Walt Co Mtns Be 2.350% 12/01/22 [Bond Prem Amort]	
12/01/2022	Amortization - Adjust Cost on Taxlots	-13.50 Of DTE Energy Co 1.0500% 06/01/25 [Bond Prem Amort]	
12/01/2022	Maturity	Disney Walt Co Mtns Be 2.350% 12/01/22 25000 PV	25,000.00
12/01/2022	Daily Factor - Dividend	Northern Institutional Treasury Portfolio Dividend From 11/01/2022 To 11/30/2022	119.21
12/08/2022	Capital Gains Reinvestment	Sterling Capital Equity Income Fund CI I Capital Gains - Long Term	9,633.05
12/08/2022	Capital Gains Reinvestment	Sterling Capital Equity Income Fund CI I Capital Gains - Short Term	2,002.19
12/08/2022	Capital Gains Reinvestment - Transfer To	Principal For Capital Gains Reinvestment	-2,002.19
12/08/2022	Capital Gains Reinvestment - Transfer From	Income For Capital Gains Reinvestment	2,002.19
12/08/2022	Capital Gains Reinvestment - Buy	Sterling Capital Equity Income Fund CI I 444.093 Shares 444.093 Shares @ 26.20	-11,635.24

December 01, 2022 through December 31, 2022

Account Name : Co of Ottawa Retiree Hlth Ins Sec 115 Tr

Account No : 62380025

Account Transactions

Date	Type	Description	Amount
12/12/2022	Interest	General Mtrs Finl Co Inc 1.5000% 06/10/26	187.50
12/14/2022	Interest	Parker-Hannifin Corp 2.7000% 06/14/24	337.50
12/14/2022	Amortization - Adjust Cost on Taxlots	-245.75 Of Parker-Hannifin Corp 2.7000% 06/14/24 [Bond Prem Amort]	
12/14/2022	Capital Gains Reinvestment	Hartford Dividend and Growth Fund F Capital Gains - Long Term	7,757.68
12/14/2022	Capital Gains Reinvestment	Hartford Dividend and Growth Fund F Capital Gains - Short Term	455.73
12/14/2022	Capital Gains Reinvestment - Transfer To	Principal For Capital Gains Reinvestment	-455.73
12/14/2022	Capital Gains Reinvestment - Transfer From	Income For Capital Gains Reinvestment	455.73
12/14/2022	Capital Gains Reinvestment - Buy	Hartford Dividend and Growth Fund F 273.598 Shares 273.598 Shares @ 30.02	-8,213.41
12/15/2022	Interest	Starbucks Corp 2.4500% 06/15/26	306.25
12/15/2022	Interest	Packaging Corp America 3.4000% 12/15/27	425.00
12/15/2022	Amortization - Adjust Cost on Taxlots	-178.37 Of Starbucks Corp 2.4500% 06/15/26 [Bond Prem Amort]	
12/15/2022	Amortization - Adjust Cost on Taxlots	-111.45 Of Packaging Corp America 3.4000% 12/15/27 [Bond Prem Amort]	

December 01, 2022 through December 31, 2022

Account Name : Co of Ottawa Retiree Hlth Ins Sec 115 Tr

Account No : 62380025

Account Transactions

Date	Type	Description	Amount
12/15/2022	Capital Gains Reinvestment	Matthews Pacific Tiger Fund CI I Capital Gains - Long Term	2,940.93
12/15/2022	Capital Gains Reinvestment - Buy	Matthews Pacific Tiger Fund CI I 141.868 Shares 141.868 Shares @ 20.73	-2,940.93
12/15/2022	Capital Gains Reinvestment	Matthews Pacific Tiger Fund CI I Capital Gains - Short Term	166.09
12/15/2022	Capital Gains Reinvestment - Transfer To	Principal For Capital Gains Reinvestment	-166.09
12/15/2022	Capital Gains Reinvestment - Transfer From	Income For Capital Gains Reinvestment	166.09
12/15/2022	Capital Gains Reinvestment - Buy	Matthews Pacific Tiger Fund CI I 8.012 Shares 8.012 Shares @ 20.73	-166.09
12/19/2022	Dividend	William Blair Large Cap Gr-R6 9201.274 Shares @ \$0.02945	270.98
12/19/2022	Dividend	Delaware Emerging Markets R6 2281.033 Shares @ \$0.342	780.11
12/19/2022	Capital Gains Reinvestment	William Blair Large Cap Gr-R6 Capital Gains - Long Term	1,145.10
12/19/2022	Capital Gains Reinvestment - Buy	William Blair Large Cap Gr-R6 64.404 Shares 64.404 Shares @ 17.78	-1,145.10
12/20/2022	Interest	Costco Corp 1.3750% 06/20/27	171.88

December 01, 2022 through December 31, 2022

Account Name : Co of Ottawa Retiree Hlth Ins Sec 115 Tr

Account No : 62380025

Account Transactions

Date	Type	Description	Amount
12/20/2022	Amortization - Adjust Cost on Taxlots	-36.83 Of Costco Corp 1.3750% 06/20/27 [Bond Prem Amort]	
12/20/2022	Dividend	iShares Core S&P 500 Index 2355 Shares @ \$1.723616	4,059.12
12/20/2022	Dividend	iShares MSCI EAFE ETF 3745 Shares @ \$0.268433	1,005.28
12/20/2022	Dividend	iShares Core S&P Midcap 400 Index 959 Shares @ \$1.084085	1,039.64
12/20/2022	Dividend	iShares Core S&P Smallcap 600 Index 973 Shares @ \$0.412294	401.16
12/20/2022	Dividend	Ishares MSCI EAFE Value ETF 3430 Shares @ \$0.535684	1,837.40
12/20/2022	Dividend	iShares Core MSCI EAFE ETF 1910 Shares @ \$0.334573	639.03
12/20/2022	Dividend	Vanguard 500 Index Admiral Share 1907.499 Shares @ \$1.6765	3,197.92
12/22/2022	Interest	Netapp Inc 1.8750% 06/22/25	234.38
12/22/2022	Amortization - Adjust Cost on Taxlots	-105.40 Of Netapp Inc 1.8750% 06/22/25 [Bond Prem Amort]	
12/22/2022	Market Fee	Market Value: 6,404,956.72	-4,535.81

December 01, 2022 through December 31, 2022

Account Name : Co of Ottawa Retiree Hlth Ins Sec 115 Tr

Account No : 62380025

Account Transactions

Date	Type	Description	Amount
12/23/2022	Dividend	Vanguard S/T Inflation Protected Sec Admiral 4282.975 Shares @ \$0.5594	2,395.90
12/28/2022	Dividend	Vanguard Growth MFC 2107 Shares @ \$0.4483	944.57
12/28/2022	Dividend	Vanguard Index Trust Value MFC 3698 Shares @ \$1.0406	3,848.14
12/30/2022	Dividend	Hartford Dividend and Growth Fund F 6253.118 Shares @ \$0.181988	1,137.99
12/30/2022	Dividend	Sterling Capital Equity Income Fund CI I 7114.948 Shares @ \$0.10257	729.78
		Net Cash Management	-44,957.93
		Ending Balance :	\$ 0.00