

Meeting Agenda  
**CMHOC Board of Directors**

CMHOC Board Room – 12265 James Street, Holland, MI 49424

Monday, November 27, 2023 2:30 PM

[Join Zoom Meeting](#)

Dial: 1 (646) 876-9923

Meeting ID: 889 8493 2361

Passcode: 977812

1. Call to Order – Chair

2. Invocation

3. CMHOC Mission and Vision Statements

**Mission Statement:** *Community Mental Health of Ottawa County partners with people with mental illness, intellectual/developmental disabilities and substance use disorders and the broader community to improve lives and be a premier mental health agency in Michigan.*

**Vision:** *Community Mental Health of Ottawa County strives to enhance quality-of-life for all residents.*

4. Public Comment

5. Consent Items

**Suggested Motion:** To approve by consent the following items:

- a. Agenda for the November 27, 2023, CMHOC Board of Directors Meeting
- b. Minutes for the October 30, 2023, CMHOC Board of Directors Meeting

6. Old Business

7. New Business

**November 2023 Service Contracts (Attachment A) – Bill Phelps**

**Suggested Motion:** To approve the November 2023 service contracts as presented.

**FY2024 October Financial Statement (Attachment B) – Amy Bodbyl-Mast**

**Suggested Motion:** To approve the FY2024 October Financial Statement as presented.

**FY2023 September LRE Combined Monthly FSR – Information Only (Attachment C)**

8. Executive Director's Report

9. General Information, Comments and Meetings Attended

**Board Member Self-Assessment**

10. Public Comment

11. Closed Session

***Suggested Motion:*** To meet in closed session under Section 8a of the Michigan Open Meetings Act (Act 276 of 1976) to consider material exempt from public disclosure. (*Roll Call Vote*)

***Suggested Motion:*** To rise from closed session.

## 12. Adjournment



Meeting Minutes (proposed)

**CMHOC Board of Directors**

CMHOC Board Room – 12265 James Street, Holland, MI 49424

Monday, October 30, 2023

2:30 PM

**In attendance:** Donna Bunce, Gretchen Cosby, Terry Goldberg, Christian Kleinjans, Jason Monroe, Kyle Parcher, David Parnin, Sylvia Rhodea, Steven Savage, Vonnie VanderZwaag

**Absent:** Lucy Ebel

CALL TO ORDER

Vonnice VanderZwaag, CMHOC Vice Chair, called the October 30, 2023, CMHOC Board meeting to order at 2:30 p.m.

INVOCATION

Ms. Rhodea provided the invocation.

CMHOC MISSION AND VISION STATEMENTS

Ms. VanderZwaag noted the CMHOC Mission and Vision Statements

PUBLIC COMMENT

Barbara Lee VanHorsen – Grand Haven

Mary Jane Evink – Northern Ottawa County

Calvin

Katie Oswald, Holland

Bruce Gordan – Grand Haven Momentum Center

Jenn Vipan

Richard Watson – Grand Haven Momentum Center

Gwen Madden – Holland Momentum Center

Judy

Chelsea Morrison, Grand Haven

Dr. Sara Reed – Muskegon

CONSENT ITEMS

CMH 23-054 Motion: To approve the agenda for the October 30, 2023, CMHOC Board of Directors Meeting as amended by removing the September meeting minutes for further discussion.

Moved by: Rockman

Support: Rhodea

MOTION CARRIED

Goldberg, Parnin - Nays

Mr. Rockman requested that the agenda be amended and a vote on the meeting minutes be postponed to November 27 pending correction to accurately reflect public comment made by David Barnosky. He commented that the CMH Board does not have a written policy or board rules regarding public comment and suggested the Board request advisory input from corporation counsel.

## OLD BUSINESS

No Old Business

## NEW BUSINESS

### **October 2023 Service Contracts – Bill Phelps**

Mr. Phelps provided brief descriptions and details of the 28 contracts being presented for approval.

CMH 23-055 Motion: To approve the October 2023 service contracts as amended.

Moved by: Goldberg

Support: Kleinjans

MOTION CARRIED

One Opposed: Rockman

Mr. Phelps noted errors on the dates for contracts #10, 14,15,17 and 18, all of which reflected an end date of 9/30/23. The contracts are for the period 9/30/2023 – 9/29/2024. A corrected version of the contract summary will be distributed to the Board of Directors.

Mr. Rockman requested that the contract summaries presented for approval by the board provide more detailed information.

### **FY2023 August LRE Combined Monthly FSR – Information Only**

No CMH Finance Report in October as the county works to close out the Fiscal Year. Year end statements will be presented after the FY23 Audit is complete (typically in February). As of August 31, 2023, the region continues to be in a favorable position. The region will experience a reduction in Medicaid in FY24; however, this reduction should be offset by CCBHC funding (CCBHC funds can only be used for CCBHC services). Ms. Bodbyl-Mast noted that CCBHC supplemental funding will not be available until March 2024.

### **CMHSP FY 2023 Q3 Ottawa Dashboard – Anna Bednarek**

Michigan Mission Based Performance Indicator System (MMBPIS) benchmarks are established by the state. Indicators 2 & 3 did not have a benchmark in FY23; benchmarks for FY24 will be established by MDHHS. Indicators 1 and 4 at 100 percent. Indicator 10 met benchmark.

## EXECUTIVE DIRECTOR'S REPORT

- Medicaid rates for FY24 have been established and the region will experience a reduction; CCBHC funding will be helpful in addressing that decrease.
- FY24 Annual Plan – Ms. Doyle reviewed the CMHOC Strategic Priorities for FY24
  - Improving Access to Care
  - Staffing and retention
  - Quality System of Care
  - Integrated Health/CCBHC efforts.

This information will be made available on the County website. Please contact Ms. Doyle with any questions.

- CMHOC currently has 13 vacant positions, which impacts existing staff workload. Ms. Doyle has met with HR to discuss options include pay rate increases for some positions

and exploring internship programs.

- The Millage Steering Committee had their first meeting. A list of questions was developed that will be distributed to the Social Recreation Programs to better understand these programs.
- CMHOC has a new Medical Director, Dr. David Franzblau.
- A drug take-back event was recently held; data will be presented during the November meeting.
- Credible Minds hosts a web-based platform that helps the community by offering digital wellness content to help educate the community on mental health. Ms. Doyle will share the website information with Board members.
- A survey will be distributed to Board members to help prioritize information on which the Board would like to focus.
- Ms. Doyle is still researching examples of confidentiality agreements for presentation to the Board.

### **September 25, 2023 CMHOC Meeting Minutes**

CMH 23-056 Motion – To amend the September 25, 2023, CMHOC Board of Directors meeting to remove all public comments and reflect only names and residence and approve the minutes as amended.

Moved by: Goldberg

Support: Parcher

MOTION CARRIED

One opposed: Rockman

Board members discussed meeting minutes and content. It was agreed that future CMHOC Board meeting minutes will reflect only the names and residence of individuals providing public comment.

### **GENERAL INFORMATION, COMMENTS AND MEETINGS ATTENDED**

#### **Executive Director Annual Performance Evaluation – Vonnice VanderZwaag**

The Annual Performance Evaluation will be reviewed during the November Board meeting. Please return completed forms to Patricia Genesky no later than Friday, November 17, 2023.

Ms. Doyle noted that a request was made by a Board member to begin the Board meeting earlier in the day. Beginning in January, 2024, the regular monthly meeting of the CMHOC Board will begin at 2:00 PM.

### **PUBLIC COMMENT**

Jim Cocher, Grand Haven

Kira Rockman, Grand Haven

Denise Newhouse, Holland

### **ADJOURNMENT**

CMH 23-057 Motion: To adjourn the October 30, 2023, CMHOC Board of Directors meeting.

Moved by: Rhodea

Support: Cosby

MOTION CARRIED

Ms. VanderZwaag adjourned October 30, 2023, CMHOC Board of Directors meeting at 4:23 p.m.

---

Vonnie VanderZwaag, Board Vice-Chair

---

Terry Goldberg, Secretary



**Community Mental Health of Ottawa County  
Board Summary  
November 27, 2023**

**ATTACHMENT A**

Count	Contract Agency	Contract Type	Service	Purpose	Contract Period Start	Contract Period End	Financial Category	Primary Funding Source	Contract Amount Included in Budget
1	Bethany Christian Services	Amendment	Administrative Support	To provide clinical review and oversight of person-centered plan documents for MI-Adult and MI-Child populations.	12/1/2023	9/30/2025	Shall not exceed \$30,000.00	LRE	Yes
2	Beacon Specialized Residential	Amendment	Community Living Support and Personal Care	Add Kal-Haven home to the Beacon service array. CMHOC will be placing one individual in this home.	10/1/2023	9/30/2025	\$150,000.00	LRE	Yes
3	Dignified Care LLC	Amendment	Community Living Support and Personal Care	Add Amelia AFC to the Dignified Care LLC service array. CMHOC will be placing one individual in this home.	10/1/2023	9/30/2025	\$67,000.00	LRE	Yes
4	Ottawa Intermediate School District	Renewal	Community Schools Staffing Support	Continuation of agreement with Ottawa Area Intermediate School District (OAISD) to coordinate with the Ottawa Community Schools Network (OCSN) OCSN provides school coordinators who assist with securing needed services and support to students and families including mental health treatment in the	7/1/2023	8/31/2024	\$142,000.00	Millage	Yes
5	Delta-T Group	New	Nursing Staffing Support	Professional staffing support to ensure model fidelity for the Assertive Community Treatment team. Contract for RN services.	11/16/2023	5/16/2024	up to \$67,000.00	Millage	Yes
6	BCA Detroit, D.B.A. Stonecrest Center	Amendment	Inpatient Hospital	Inpatient hospitalization services for adolescents and adults with mental illness.	10/1/2023	9/30/2025	\$50,000.00 - \$250,000.00	LRE	Yes
7	Neurobehavioral Hospital	Single case agreement	Inpatient Hospital	Single case agreement for inpatient services for an adult consumer of CMHOC services	11/20/2023	TBD	\$0.00 - \$50,000.00	LRE	Yes
8	Living Hope Home Care	New	Community Living Support and Personal Care	Contract with new provider for CLS/Personal Care services. This is a four-bed home for individuals with I/DD.	12/1/2023	9/30/2025	\$50,000.00 - \$250,000.00	LRE	Yes
9	Community Living Services	Amendment	Psychiatric Services	Contract amendment to include psychiatric services for one individual due to family choice.	12/1/2024	9/30/2025	\$0.00 - \$50,000.00	LRE	Yes

<b>SERVICE CONTRACTS FOR BOARD APPROVAL</b>
---

**Contractor Name:** Bethany Christian Services

**Board Summary  
Reference Number:** 1

**Contract Type:** Amendment

**Contract Dates:** 12/1/2023 – 9/30/2025

**Purpose of Contract:** Contact with staff at Bethany Christian Services to provide clinical review and oversight of person-centered plans completed by CMHOC staff for both child and adult mentally ill programs. This contract will free up current supervisors of the child and adult MI programs to complete other job responsibilities.

**Agency Overview:** Bethany Christian Services (BCS) is a contractual agency currently in good standing with CMHOC. BCS provides outpatient, case management, psychiatric evaluations, crisis intervention and home care training for children, youth and adults with mental illness.

**Program Description:** Bethany Christian Services clinical staff will review person-centered plans completed by CMHOC staff for clinical completeness and goal writing quality.

**Reimbursement Process:** Bethany will invoice CMHOC for services provided. Rate of reimbursement is \$37.50/ 15-minute unit.

**Financial Category:** Shall not exceed \$30,000.00

**Funding Source(s):** LRE Medicaid, Healthy MI, Children's Waiver, MI Child, General Fund, Grant (list specific grant)



<b>SERVICE CONTRACTS FOR BOARD APPROVAL</b>
---

**Contractor Name:** Beacon Specialized Living Services

**Board Summary  
Reference Number:** 2

**Contract Type:** Amendment

**Contract Dates:** 10/1/2023 – 9/30/2025

**Purpose of Contract:** Amendment to existing contract with Beacon Specialized Living Services to add an additional home to the service array (Kal-Haven Home).

**Agency Overview:** Beacon Specialized Living Services is a contractual agency currently in good standing with CMHOC. Beacon provides services to individuals with intellectual disabilities and mental health needs. Currently, CMHOC contracts with Beacon to provide Specialize Residential Services (22 homes total), CLS, Ancillary Services, and Children's Crisis Residential.

**Program Description:** Specialized Residential Services are reimbursed through a combination of two Medicaid billable services, personal care and community living supports. Placement in Specialized Residential care is based on the Person-Centered Planning process and the person's individual needs.

**Reimbursement Process:** Specialized Residential Services are reimbursed at a per diem (daily) rate.

**Financial Category:** Annual cost of approximately \$150,000.00 for one individual we plan to place in this home.

**Funding Source(s):** LRE Medicaid

<b>SERVICE CONTRACTS FOR BOARD APPROVAL</b>
---

**Contractor Name:** Dignified Care, LLC

**Board Summary  
Reference Number:** 3

**Contract Type:** Amendment

**Contract Dates:** 10/1/2023 – 9/30/2025

**Purpose of  
Contract:** Amendment to existing contract with Dignified Care, LLC to add an additional home to the service array (Amelia AFC).

**Agency Overview:** Dignified Care, LLC is a contractual agency currently in good standing with CMHOC. Dignified Care provides services to individuals with intellectual disabilities and mental health needs. Currently, CMHOC contracts with Dignified Care, LLC to provide Specialized Residential Services (3 homes total).

**Program  
Description:** Adult Foster Care Services are reimbursed through a combination of two Medicaid billable services, personal care and community living supports. Placement in AFC is based on the Person-Centered Planning process and the person's individual needs.

**Reimbursement  
Process:** Adult Foster Care services are reimbursed at a per diem (daily) rate.

**Financial Category:** Annual cost of approximately \$67,000.00 for one individual we plan to place in this home.

**Funding Source(s):** LRE Medicaid

<b>SERVICE CONTRACTS FOR BOARD APPROVAL</b>
---

**Contractor Name:** Ottawa Area Intermediate School District

**Board Summary  
Reference Number:** 4

**Contract Type:** Renewal

**Contract Dates:** 7/1/2023 – 8/31/2024

**Purpose of Contract:** Continue contractual relationship with Ottawa Area Intermediate School District (OAISD) to act as the fiduciary for Millage funding to help support the Ottawa Community Schools Network (OCSN) program.

**Agency Overview:** Ottawa Area Intermediate School District provides supports and services to residents and schools throughout the Ottawa Area. Direct supports include classroom settings and indirect supports include staff development, collaboration, and facilitation of the advancement of public education.

**Program Description:** The Ottawa Community Schools Network (OCSN) is a partnership with the intermediate school district and multiple local school districts to implement a community schools' program. OCSN provides school coordinators who assist with securing needed services and support to student and families including mental health treatment in the schools. Millage funding helped to seed and now supports the OCSN partnership. OCSN provides school coordinators who assist with securing needed services and support to students and families including mental health treatment in the school setting.

**Reimbursement Process:** Reimbursement is based on monthly rate of \$11,750.00.

**Financial Category:** \$142,000.00 per year.

**Funding Source(s):** Millage

<b>SERVICE CONTRACTS FOR BOARD APPROVAL</b>
---

**Contractor Name:** Delta-T Group

**Board Summary  
Reference Number:** 5

**Contract Type:** New

**Contract Dates:** 11/16/2023 through 5/16/2024

**Purpose of  
Contract:** Contractual relationship with Delta-T Group to provide nursing staffing to the CMHOC Assertive Community Treatment (ACT) program.

**Agency Overview:** Delta-T Group is a staffing agency specializing in workforce solutions for social services, behavioral healthcare and I/DD residential facilities.

**Program  
Description:** The ACT program is MDHHS certified and based on a comprehensive fidelity model. One important component of the model is nursing staffing within the program. CMHOC has not been successful in hiring new nursing staff, so contracting with this agency is necessary fill the nursing (RN) position and will ensure model fidelity.

**Reimbursement  
Process:** Reimbursement is based on rate of \$65.00 per hour.

**Financial Category:** Up to \$67,000.00

**Funding Source(s):** LRE Medicaid

<b>SERVICE CONTRACTS FOR BOARD APPROVAL</b>
---

**Contractor Name:** BCA Detroit, D.B.A. Stonecrest Center

**Board Summary  
Reference Number:** 6

**Contract Type:** Renewal

**Contract Dates:** 10/1/2023 through 9/30/2025

**Purpose of  
Contract:** Contract with BCA Detroit, D.B.A. Stonecrest Center to provide psychiatric inpatient services to adolescents and adults with mental illness.

**Agency Overview:** Stonecrest Center is an inpatient treatment facility for adolescents, adults, and seniors.

**Program  
Description:** Programming at Stonecrest addresses behavioral and mental health concerns as well as co-occurring substance abuse issues. Available treatments include Adolescent Inpatient Program, MI/DD (mental illness/developmental disability) Program, Adult Inpatient Program and Generations Program. The goal of these programs is successful reintegration into the community.

**Reimbursement  
Process:** Reimbursed based on daily utilization at the facility.

**Financial Category:** \$50,000.00 - \$250,000.00 depending on utilization

**Funding Source(s):** LRE Medicaid

<b>SERVICE CONTRACTS FOR BOARD APPROVAL</b>
---

**Contractor Name:** Neurobehavioral Hospital

**Board Summary  
Reference Number:** 7

**Contract Type:** Single-Case Agreement

**Contract Dates:** 11/20/2023 through TBD

**Purpose of  
Contract:** Single-case agreement with hospital not currently on our provider panel for inpatient services due to all local psychiatric hospital beds being full and individual is currently in local Emergency Department awaiting placement.

**Agency Overview:** NeuroBehavioral Hospital is a 70-bed psychiatric hospital located in Indiana.

**Program  
Description:** NeuroBehavioral Hospital is certified by Centers for Medicare and Medicaid (CMS) and provides inpatient care under the supervision of experienced physicians. Neurobehavioral Hospital specializes in treating individuals on the Autism Spectrum.

**Reimbursement  
Process:** Reimbursed based on daily utilization at the facility.

**Financial Category:** \$0.00 through \$50,000.00

**Funding Source(s):** LRE Medicaid

<b>SERVICE CONTRACTS FOR BOARD APPROVAL</b>
---

**Contractor Name:** Living Hope Home Care

**Board Summary  
Reference Number:** 8

**Contract Type:** New

**Contract Dates:** 12/1/2023 through 9/30/2025

**Purpose of  
Contract:** Creation of new contract to provide Community Living Supports and Personal Care for four adult individuals with I/DD.

**Agency Overview:** This is a new Adult Foster Care Home located in West Olive. The home will be licensed to provide services to three adults.

**Program  
Description:** Adult Foster Care (AFC) Services are reimbursed through a combination of two Medicaid billable services, personal care and community living supports. Placement in AFC care is based on the Person-Centered Planning process and the person's individual needs.

**Reimbursement  
Process:** Adult Foster Care services are reimbursed at a per diem (daily) rate.

**Financial Category:** \$50,000.00 - \$250,000.00 depending on utilization

**Funding Source(s):** LRE Medicaid

<b>SERVICE CONTRACTS FOR BOARD APPROVAL</b>
---

**Contractor Name:** Community Living Services, Inc.

**Board Summary  
Reference Number:** 9

**Contract Type:** Amendment

**Contract Dates:** 12/1/2023 – 9/30/2025

**Purpose of  
Contract:** Amendment to current contract with Community Living Services, Inc (CLS) to provide psychiatric evaluation, medication reviews, nursing assessments and nursing vitals to one adult individual due to family choice of providers and requesting change from current provider.

**Agency Overview:** Community Living Services, Inc. (CLS) is a contractual agency currently in good standing with CMHOC. CLS provides supports and services such as case management, psychiatric evaluations, mental health assessments and treatment planning services to individuals with Intellectual/Developmental Disabilities.

**Program  
Description:** CLS staff will provide psychiatric and nursing services as agreed to during the person-centered planning process to one adult individual.

**Reimbursement  
Process:** Psychiatric and nursing services are reimbursed based on encounters. CLS will submit encounter claims based on actual services provided.

**Financial Category:** \$0.00 - \$50,000.00

**Funding Source(s):** LRE Medicaid





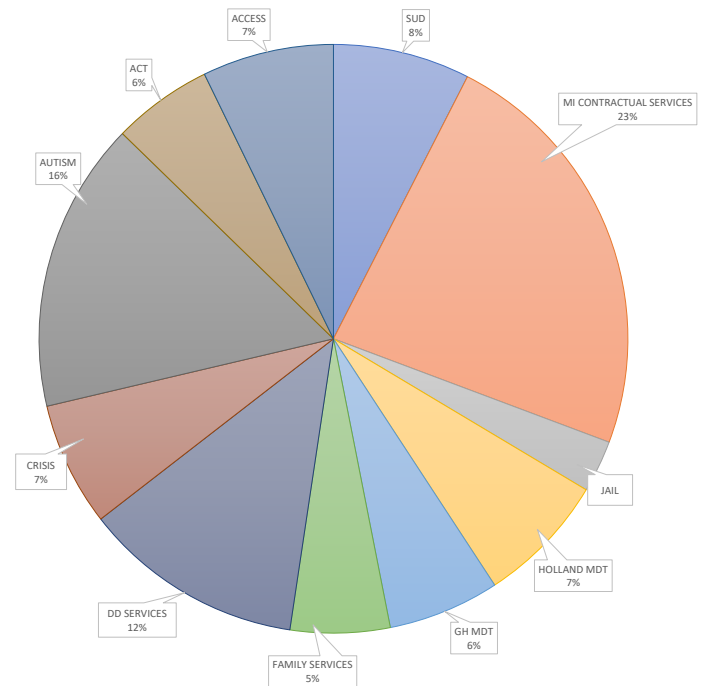
Community Mental Health of Ottawa County  
Fiscal Year 2024 Statement of Activities  
For Period Ending October 31, 2023

1

## 222 Mental Health and SUD Fund

	Annual Budget	YTD Budget	YTD Actual	Over/ (Under) Budget
<b>Revenues</b>				
Medicaid	39,841,875.00	3,320,156.25	3,327,027.46	6,871.21
Healthy Michigan	5,000,000.00	416,666.67	279,186.32	(137,480.35)
Autism	6,000,000.00	500,000.00	533,302.28	33,302.28
General Fund	3,874,164.00	322,847.00	322,847.00	-
COFR	317,300.00	26,441.67	85,699.57	59,257.90
Grants	174,337.00	14,528.08	-	(14,528.08)
Transfers	118,904.00	9,908.67	-	(9,908.67)
Local Funds	462,167.00	38,513.92	-	(38,513.92)
Other - Revenue	439,697.00	36,641.42	8,186.80	(28,454.62)
Sub-Total	56,228,444.00	4,685,703.67	4,556,249.43	(129,454.24)
SUD Medicaid	1,000,000.00	83,333.33	103,725.12	20,391.79
SUD Healthy Michigan	3,000,000.00	250,000.00	168,890.19	(81,109.81)
SUD Grants	1,692,766.00	141,063.83	-	(141,063.83)
SUD Other - Revenue	293,378.00	24,448.17	-	(24,448.17)
SUD Sub-Total	5,986,144.00	498,845.33	272,615.31	(226,230.02)
<b>Total Revenue</b>	<b>62,214,588.00</b>	<b>5,184,549.00</b>	<b>4,828,864.74</b>	<b>(355,684.26)</b>
<b>Expenses</b>				
Salaries & Benefits	15,686,394.00	1,307,199.50	637,803.34	(669,396.16)
Contractual Services	37,784,491.00	3,148,707.58	256,961.93	(2,891,745.65)
Supplies	191,211.00	15,934.25	1,288.95	(14,645.30)
Other	1,290,683.00	107,556.92	26,497.71	(81,059.21)
Administration	1,282,460.00	106,871.67	106,871.52	(0.15)
Sub-Total	56,235,239.00	4,686,269.92	1,029,423.45	(3,656,846.47)
SUD Salaries & Benefits	1,085,495.00	90,457.92	36,937.91	(53,520.01)
SUD Contractual Services	4,454,425.00	371,202.08	14,674.59	(356,527.49)
SUD Supplies	19,300.00	1,608.33	-	(1,608.33)
SUD Other	19,852.00	1,654.33	304.45	(1,349.88)
SUD Admin	178,524.00	14,877.00	14,876.98	(0.02)
SUD Sub-Total	5,757,596.00	479,799.67	66,793.93	(413,005.74)
<b>Total Expenses</b>	<b>61,992,835.00</b>	<b>5,166,069.58</b>	<b>1,096,217.38</b>	<b>(4,069,852.20)</b>
<b>Increase (decrease) in net position</b>	<b>221,753.00</b>	<b>18,479.42</b>	<b>3,732,647.36</b>	<b>3,714,167.94</b>

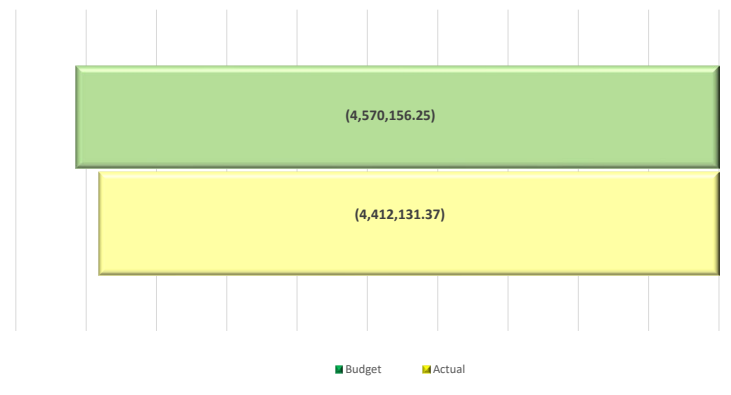
Actual % 2%  
Target % 8%

222 Mental Health and SUD Fund  
YTD Expense Detail by Primary Program

## 223 Millage and Grants Fund

	Annual Budget	YTD Budget	YTD Actual	Over/ (Under)
<b>Revenues</b>				
Property Taxes	\$ 4,416,017	\$ 368,001	\$ 105	\$ (367,896)
Grants	\$ 3,189,333	\$ 265,778	\$ 2,815	\$ (262,963)
Other - Revenue	\$ 587,448	\$ 48,954	\$ 2,824	\$ (46,130)
Fund Balance	\$ 3,781,891	\$ -	\$ 5,533,397	\$ 1,751,506
Transfers	\$ 368,904	\$ 30,742	\$ -	\$ (30,742)
Sub-Total	12,343,593	713,475	5,539,141	1,043,775
<b>Total Revenue</b>	<b>12,343,593</b>	<b>713,475</b>	<b>5,539,141</b>	<b>1,043,775</b>
<b>Expenses</b>				
Salaries & Benefits	3,077,850	256,488	128,412	(128,076)
Contractual Services	4,944,720	412,060	72,466	(339,594)
Supplies	147,720	12,310	39	(12,271)
Other	361,838	30,153	1,065	(29,088)
Transfers	368,904	282,000	-	(282,000)
Administration	298,708	24,892	28,155	3,262
Sub-Total	9,199,740	1,017,903	230,137	(787,766)
<b>Total Expenses</b>	<b>9,199,740</b>	<b>1,017,903</b>	<b>230,137</b>	<b>(787,766)</b>
<b>Increase (decrease) in net position</b>	<b>\$ 3,143,853</b>	<b>\$ (304,428)</b>	<b>\$ 5,309,005</b>	<b>\$ 1,831,542</b>

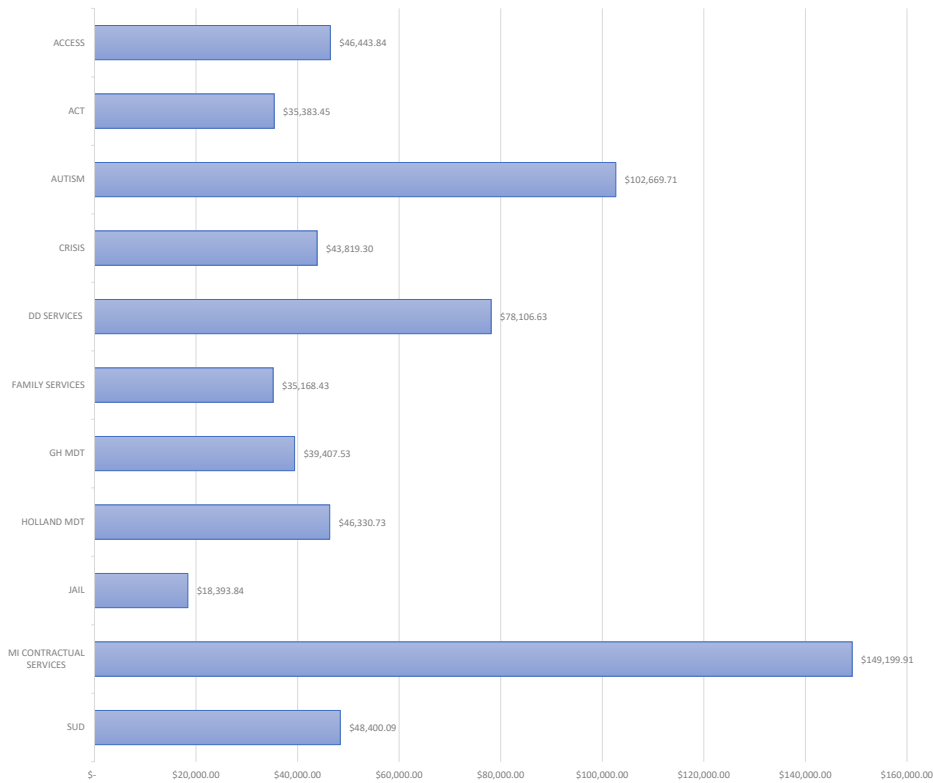
## Total Medicaid Funding



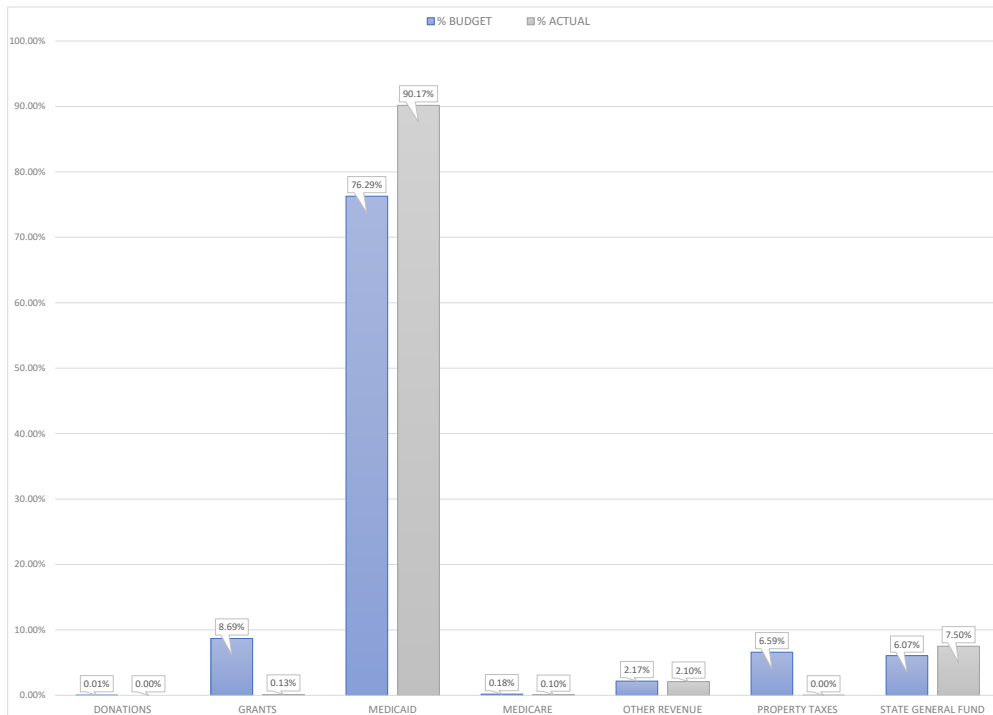
Medicaid Revenues Budget to Actual \$ (158,025)

**Community Mental Health of Ottawa County**  
**Additional FY24 Budget Detail**  
**Reporting October 1, 2023 through October 31, 2023**

**222 Mental Health and SUD Fund YTD Expense Detail by Primary Program**



**YEAR-TO-DATE REVENUES BY FUNDING TYPE**



# ATTACHMENT C

## Lakeshore Regional Entity Combined Monthly FSR Summary FY 2023

September 2023 Reporting Month  
Reporting Date: 11/18/2023

ACTUAL:	HealthWest	Network18D	OnPoint	Ottawa	West Michigan	LRE	Total
Distributed Medicaid/HMP Revenue							
Medicaid	41,966,416	135,220,596	25,248,427	38,209,029	14,222,607	5,007,199	259,874,274
Autism	10,022,218	22,662,594	4,026,028	6,644,320	2,654,979	745,106	46,755,245
Healthy Michigan	8,901,415	29,863,185	4,439,274	8,417,145	682,381	834,645	53,038,046
Total Distributed Medicaid/HMP Revenue	60,890,049	187,746,375	33,713,729	53,270,495	17,459,967	6,586,949	359,667,564
Capitated Expense							
Medicaid	46,866,090	141,813,455	26,072,806	40,741,711	13,395,462	5,007,199	273,896,723
Autism	2,487,423	26,607,785	2,411,365	5,851,058	2,654,979	745,106	40,757,716
Healthy Michigan	7,548,951	25,201,831	4,115,264	6,399,091	1,555,775	834,645	45,655,557
Total Capitated Expense	56,902,464	193,623,071	32,599,435	52,991,860	17,606,216	6,586,949	360,309,996
Actual Surplus (Deficit)	3,987,585	(5,876,696)	1,114,294	278,635	(146,249)	-	(642,431)
0/Variance	6.55%	-3.13%	3.31%	0.52%	-0.84%	0.00%	
Information regarding Actual (Threshold: Surplus of 5% and deficit of 1%)	Paying provider stability payments and had a couple of large inpatient secondary claims	Change in regional revenue projection from July to final September payments resulted in a reduction of \$4M in revenue. Additional expense also incurred due to autism seasonality and the reduction of the waitlist. Approximately \$2.5M of revenue reduction was due to 3% taxes	less than threshold for explanation	less than threshold for explanation	less than threshold for explanation		
PROJECTION:	HealthWest	Network18D	OnPoint	Ottawa	West Michigan	LRE	Total
LRE Revenue Projections as of:							
September							
Medicaid	46,580,583	136,840,499	25,443,682	38,687,061	13,283,760	14,441,081	275,276,665
Autism	9,008,185	21,980,652	3,904,765	6,439,881	2,576,023	2,135,768	46,045,273
Healthy Michigan	8,477,680	28,784,415	4,278,754	8,112,195	1,591,184	2,406,062	53,650,290
Total Projected Medicaid/HMP Revenue	64,066,448	187,605,565	33,627,201	53,239,137	17,450,967	18,982,910	374,972,228
Expense Projections							
Medicaid	49,490,099	141,813,455	26,333,534	40,950,000	13,395,462	14,441,081	286,423,631
Autism	2,626,692	26,607,785	2,435,479	5,900,000	2,654,979	2,135,768	42,360,702
Healthy Michigan	7,971,613	25,201,831	4,156,417	6,430,000	1,555,775	2,406,062	47,721,697
Total Capitated Expense Projections	60,088,404	193,623,071	32,925,429	53,280,000	17,606,216	18,982,910	376,506,030
Projected Surplus (Deficit)	3,978,044	(6,017,506)	701,772	(40,863)	(155,249)	-	(1,533,802)
0/Variance	6.21%	-3.21%	2.09%	-0.08%	-0.89%	0.00%	
Information regarding Projections (Threshold: Surplus of 5% and deficit of 1%)	Paying provider stability payments and had a couple of large inpatient secondary claims	Change in regional revenue projection from July to final September payments resulted in a reduction of \$4M in revenue. Additional expense also incurred due to autism seasonality and the reduction of the waitlist. Approximately \$2.5M of revenue reduction was due to 3% taxes	less than threshold for explanation	less than threshold for explanation	less than threshold for explanation		
PROPOSED SPENDING PLAN:	HealthWest	Network18D	OnPoint	Ottawa	West Michigan	LRE	Total
Submitted to the LRE as of:	12/8/2022	9/7/2023	10/18/2022	11/2/2023	6/9/2023		
Medicaid/HMP Revenue							
Medicaid	50,592,580	139,117,631	26,226,787	37,997,693	13,748,030	14,637,966	282,320,687
Autism	8,877,222	27,128,569	3,848,342	6,663,994	2,533,303	1,962,200	51,013,630
Healthy Michigan	9,801,631	26,619,545	4,320,883	8,381,507	1,583,863	2,239,706	52,947,135
Total Budgeted Medicaid/HMP Revenue	69,271,433	192,865,745	34,396,012	53,043,194	17,865,195	18,839,873	386,281,452
Capitated Expense							
Medicaid	52,832,547	145,025,753	26,869,897	40,847,364	15,015,013	14,637,966	295,228,540
Autism	2,409,949	24,664,846	1,961,305	6,002,636	1,352,427	1,962,200	38,353,363
Healthy Michigan	8,177,941	25,096,572	3,063,222	6,458,620	1,497,756	2,239,706	46,533,817
Total Budgeted Capitated Expense	63,420,437	194,787,171	31,894,424	53,308,620	17,865,195	18,839,873	380,115,720
Budgeted Surplus (Deficit)	5,850,996	(1,921,426)	2,501,588	(265,426)	0	-	6,165,732
0/Variance	8.45%	-1.00%	7.27%	-0.50%	0.00%	0.00%	
Information regarding Spending Plans (Threshold: Surplus of 5% and deficit of 1%)	Expenses based on HW Board approved budget	less than threshold for explanation	Based on OnPoint Board approved budget	less than threshold for explanation; however, CHS/OC submitted a revised spending plan this month with a deficit based on their FY23 interim PSR	less than threshold for explanation		
Variance between Projected and Proposed Spending Plan	(1,872,952)	(4,096,080)	(1,799,816)	224,563	(155,249)	-	(7,699,535)
0/Variance	-2.70%	-2.12%	-5.23%	0.42%	-0.87%	0.00%	
Explanation of variances between Projected and Proposed Spending Plan (Threshold: Surplus of 5% and deficit of 1%)	Budgeted a surplus and still carrying a surplus	Change in regional revenue projection from July to final September payments resulted in a reduction of \$4M in revenue.	Budget was prepared at the beginning of the year before SUD rate changes were implemented. OnPoint has also added a number of positions based on increased utilization and worked with contracted service provider to supplement staffing vacancies, resulting in current projection being higher than initial spending plan	less than threshold for explanation	less than threshold for explanation		



Lakeshore Regional Entity Combined Monthly FSR Summary  
FY 2023  
September 2023 Reporting Month  
Reporting Date: 11/8/2023

CCBHC ACTIVITY							
ACTUAL:	HealthWest	Network180	OnPoint	Ottawa	LRE	Total	
Distributed Medicaid/HMP CCBHC Revenue							
Medicaid CCBHC Base Capitation	12,110,940			6,531,796	-	18,642,737	
Medicaid CCBHC Supplemental	4,393,022			1,851,221	147,821	6,392,063	
Healthy Michigan CCBHC Base Capitation	2,835,060			2,384,580	-	5,219,640	
Healthy Michigan CCBHC Supplemental	1,441,732			739,867	80,844	2,262,443	
Total Distributed Medicaid/HMP CCBHC Revenue	20,780,754	-	-	-	11,507,463	228,665	32,516,882
Capitated CCBHC Expense							
Medicaid CCBHC	16,848,649			8,423,589	74,874	25,347,112	
Healthy Michigan CCBHC	4,382,278			3,138,748	21,922	7,542,949	
Total Capitated CCBHC Expense	21,230,928	-	-	-	11,562,337	96,796	32,890,061
Actual CCBHC Surplus (Deficit)	(450,173)	-	-	-	(54,874)	131,869	(373,178)
Q/Variance	-2.17%				-0.48%	57.67%	
Information regarding CCBHC Actual (Threshold: Surplus of 5% and deficit of 1%)	Deficit is retained by the CCBHC				Deficit is retained by the CCBHC	Surplus offsets traditional Medicaid and HMP expenses	
PROJECTION:	HealthWest	Network180	OnPoint	Ottawa	West Michigan	LRE	Total
LRE CCBHC Revenue Projections*							
Medicaid CCBHC Base Capitation	12,110,940			6,531,796	-	18,642,737	
Medicaid CCBHC Supplemental	4,393,022			1,851,221	147,821	6,392,063	
Healthy Michigan CCBHC Base Capitation	2,835,060			2,384,580	-	5,219,640	
Healthy Michigan CCBHC Supplemental	1,441,732			739,867	80,844	2,262,443	
Total Projected Medicaid/HMP CCBHC Revenue	20,780,754	-	-	-	11,507,463	228,665	32,516,882
Capitated CCBHC Expense Projections							
Medicaid CCBHC	17,855,011			8,583,024	74,874	26,512,909	
Healthy Michigan CCBHC	4,616,504			3,161,352	21,922	7,799,778	
Total Capitated CCBHC Expense Projections	22,471,515	-	-	-	11,744,376	96,796	34,312,687
Projected CCBHC Surplus (Deficit)	(1,690,761)	-	-	-	(236,913)	131,869	(1,795,805)
Q/Variance	-8.14%				-2.06%	57.67%	
Information regarding CCBHC Projections (Threshold: Surplus of 5% and deficit of 1%)	Deficit is retained by the CCBHC				Deficit is retained by the CCBHC	Surplus offsets traditional Medicaid and HMP expenses	
PROPOSED SPENDING PLAN:	HealthWest	Network180	OnPoint	Ottawa	West Michigan	LRE	Total
Submitted to the LRE as of:	12/18/2022	9/17/2023	10/18/2022	11/2/2023	6/9/2023		
Medicaid/HMP Revenue							
Medicaid CCBHC Base Capitation	9,239,326			6,463,513	-	15,702,839	
Medicaid CCBHC Supplemental	4,126,682			1,978,533	147,821	6,252,935	
Healthy Michigan CCBHC Base Capitation	1,747,430			2,360,375	-	4,107,805	
Healthy Michigan CCBHC Supplemental	1,369,610			731,510	80,844	2,181,965	
Total Budgeted Medicaid/HMP CCBHC Revenue	16,482,949	-	-	-	11,533,930	228,665	28,245,544
Capitated Expense							
Medicaid CCBHC	13,365,909			8,442,045	74,874	21,882,828	
Healthy Michigan CCBHC	3,117,041			3,091,885	21,922	6,230,848	
Total Budgeted Capitated CCBHC Expense	16,482,949	-	-	-	11,533,930	96,796	28,113,675
Budgeted Surplus (Deficit)	-	-	-	-	-	131,869	131,869
Q/Variance	0.00%				0.00%	57.67%	
Information regarding CCBHC Spending Plans (Threshold: Surplus of 5% and deficit of 1%)						Surplus offsets traditional Medicaid and HMP expenses	
Variance between CCBHC Projected and Proposed Spending Plan	1,690,761				236,913	(263,737)	(1,927,674)
Q/Variance	10.26%				2.05%	-115.34%	
Explanation of variances between CCBHC Projected and Proposed Spending Plan (Threshold: Surplus of 5% and deficit of 1%)	Projected is coming in lower than initial spending plan				Projected is coming in lower than initial spending plan	Surplus offsets traditional Medicaid and HMP expenses	

\*CCBHC Projected Revenue is based on the State's projections in the FY22 Rate Certification Letter.