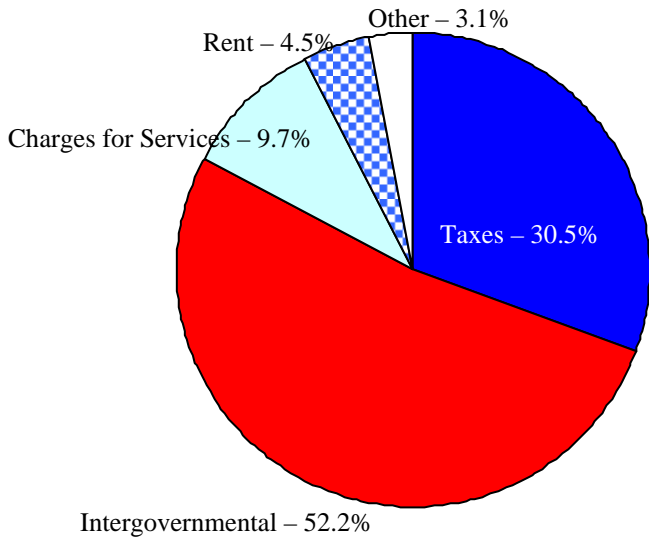


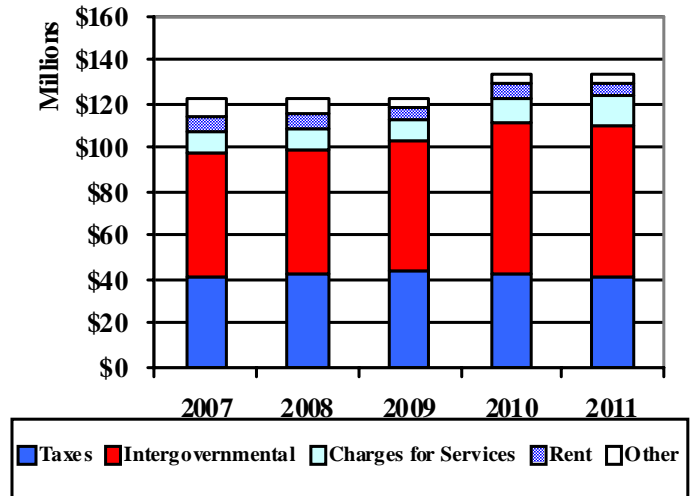
County of Ottawa Summary Information

County of Ottawa Governmental Funds – Revenue Primary Government

2011 Budget

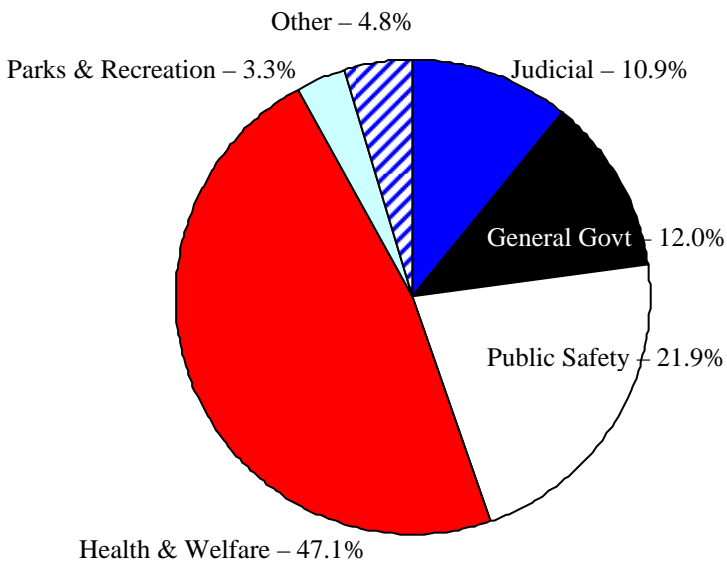


2007 – 2009 Actual, 2010 Estimated, 2011 Budgeted

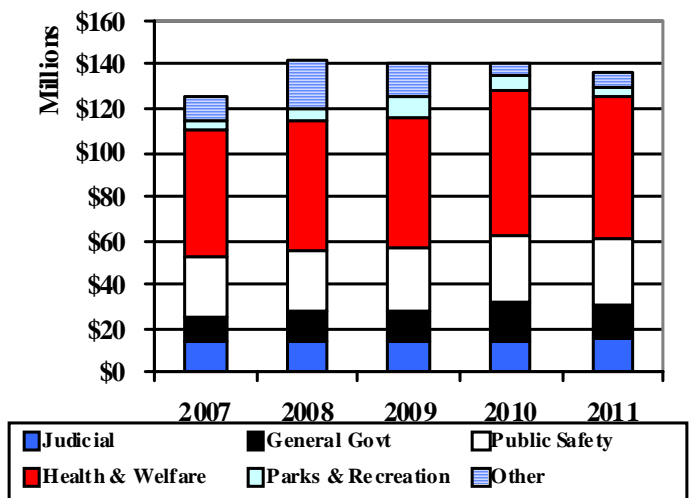


County of Ottawa Governmental Funds – Expenditures Primary Government

2011 Budget

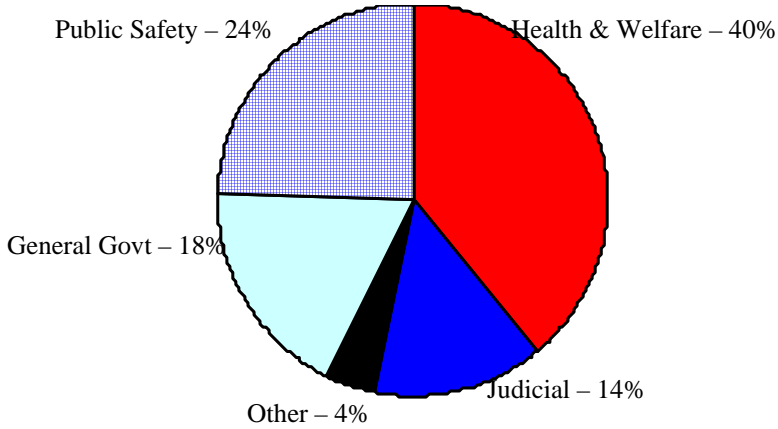


2007 – 2009 Actual, 2010 Estimated, 2011 Budgeted

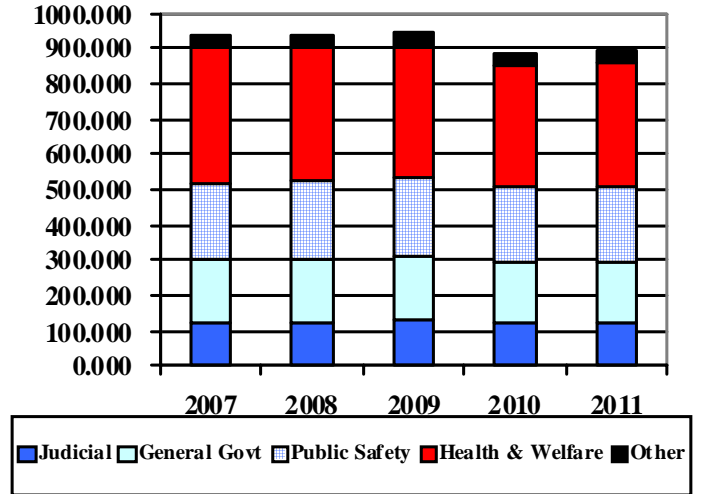


County of Ottawa Personnel by Function - All Funds Primary Government


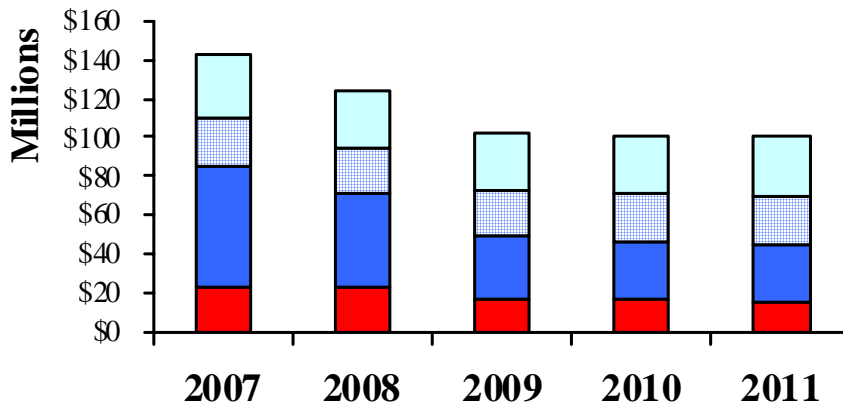
2011 Budget – Full Time Equivalent



2007 – 2011 Adopted Budget Full Time Equivalent



County of Ottawa Equity by Fund Type Primary Government



Note: Equity is based on modified accrual accounting for Governmental Funds and full accrual for Enterprise and Internal Services Funds. Accordingly, equity decreased in 2008 and 2009 due to the use of \$20 million in County assets for the construction of the new Grand Haven Courthouse and Fillmore Street addition.

COUNTY OF OTTAWA
SUMMARY OF 2011 BUDGET AND ESTIMATED FUND BALANCE
ALL BUDGETED FUNDS

	General Fund	Special Revenue Funds	Debt Service Funds	Capital Projects Funds	Permanent Fund	Total
Revenues:						
Taxes	\$37,870,625	\$3,035,063				\$40,905,688
Intergovernmental Revenue	8,359,486	61,517,314				69,876,800
Charges for Services	10,336,666	2,639,947				12,976,613
Fines and Forfeits	1,062,000					1,062,000
Interest on Investments	289,160	299,389			\$8	588,557
Rental	3,053,368	562,297	\$2,382,589			5,998,254
Licenses and Permits	401,500	535,641				937,141
Other Revenue	740,429	879,782				1,620,211
	62,113,234	69,469,433	2,382,589		8	133,965,264
Expenditures:						
Legislative	471,519					471,519
Judicial	10,319,818	4,526,455				14,846,273
General Government	15,218,097	1,008,033			\$606	16,226,736
Public Safety	24,238,528	5,562,542				29,801,070
Public Works	461,000	867,446				1,328,446
Health & Welfare	775,957	63,116,445				63,892,402
Culture & Recreation		4,537,232				4,537,232
Community & Economic Development	689,098					689,098
Other	846,298					846,298
Debt Service			3,145,464			3,145,464
Capital Projects						
	53,020,315	79,618,153	3,145,464		\$606	135,784,538
Revenue Over (Under) Expenditures	9,092,919	(10,148,720)	(762,875)		(598)	(1,819,274)
Operating Transfers In (Out)	(10,037,513)	9,724,638	762,875			450,000
Bond Proceeds						
Revenue & Other Sources Over (Under) Expenditures & Other Uses	(944,594)	(424,082)			(598)	(1,369,274)
Fund Balance, Beginning of Year	15,951,773	30,209,127			6,368	46,167,268
Projected Fund Balance, End of Budget Year	\$15,007,179	\$29,785,045	None	None	\$5,770	\$44,797,994

County of Ottawa
Budget Summary
Budget Year Ending December 31, 2011

<u>All Budgeted Funds</u>	Prior Year Actual 12/31/2009	Current Year Estimated 12/31/2010	Adopted Budget 2011
Revenues:			
Taxes	\$43,680,112	\$42,107,282	\$40,905,688
Intergovernmental Revenue	60,128,208	69,141,816	69,876,800
Charges for Services	8,512,541	11,727,204	12,976,613
Fines and Forfeits	1,008,906	1,013,300	1,062,000
Interest on Investments	598,424	688,891	588,557
Rental	6,372,474	6,104,771	5,998,254
Licenses and Permits	652,886	666,077	937,141
Other Revenue	1,514,342	2,052,472	1,620,211
Total Revenues	122,467,893	133,501,813	133,965,264
Expenditures:			
Legislative	540,483	532,144	471,519
Judicial	14,357,862	14,506,267	14,846,273
General Government	13,770,171	17,777,035	16,226,736
Public Safety	28,450,421	29,539,117	29,801,070
Public Works	1,333,248	1,525,538	1,328,446
Health & Welfare	59,756,111	66,878,463	63,892,402
Community & Economic Development	634,793	666,370	689,098
Culture & Recreation	8,734,395	5,757,724	4,537,232
Other	149,627	424,737	846,298
Debt Service	3,542,113	3,151,432	3,145,464
Capital Projects	9,191,249	311,139	
Total Expenditures	140,460,473	141,069,966	135,784,538
Revenue Over (Under) Expenditures	(17,992,580)	(7,568,153)	(1,819,274)
Operating Transfers In (Out)	502,815	522,992	450,000
Proceeds from capital lease	70,190	35,995	
Revenue & Other Sources Over (Under) Expenditures & Other Uses	<u>(\$17,419,575)</u>		
Budgeted Net Revenues (Expenditures)			(1,369,274)
Current Estimated Revenues Over (Under) Expenditures		(7,009,166)	
Fund Balance, Beginning of Year		53,176,434	46,167,268
Projected Fund Balance, End of Year		<u>\$46,167,268</u>	<u>\$44,797,994</u>

County of Ottawa
Budget Summary
Budget Year Ending December 31, 2011

General Fund (1010)	Prior Year Actual 12/31/2009	Current Year Estimated 12/31/2010	Adopted Budget 2011
Revenues:			
Taxes	\$40,532,402	\$38,924,685	\$37,870,625
Intergovernmental Revenue	4,485,655	4,623,699	8,359,486
Charges for Services	5,899,480	9,244,890	10,336,666
Fines and Forfeits	1,000,406	1,004,800	1,062,000
Interest on Investments	241,526	390,000	289,160
Rental	2,657,536	3,128,664	3,053,368
Licenses and Permits	248,054	242,825	401,500
Other Revenue	312,324	619,136	740,429
Total Revenues	55,377,383	58,178,699	62,113,234
Expenditures:			
Legislative	540,483	532,144	471,519
Judicial	9,943,059	9,941,341	10,319,818
General Government	12,791,133	15,677,115	15,218,097
Public Safety	23,512,373	23,895,359	24,238,528
Public Works	283,211	466,500	461,000
Health & Welfare	1,336,871	1,546,981	775,957
Community & Economic Development	631,388	624,463	689,098
Other	149,627	424,737	846,298
Total Expenditures	49,188,145	53,108,640	53,020,315
Revenue Over (Under) Expenditures	6,189,238	5,070,059	9,092,919
Operating Transfers In (Out)	(11,560,707)	(5,831,243)	(10,037,513)
Revenue & Other Sources Over (Under) Expenditures & Other Uses	(\$5,371,469)		
Budgeted Net Revenues (Expenditures)			(944,594) ²
Current Estimated Revenues Over (Under) Expenditures		(761,184) ¹	
Fund Balance, Beginning of Year		16,712,957	15,951,773
Projected Fund Balance, End of Year		\$15,951,773	\$15,007,179

¹ The 2010 estimate for General Fund includes net fund balance designation use of \$473,000 mostly for the operating transfer to the Ottawa County Building Authority Capital Projects fund in connection with the Grand Haven Courthouse/Fillmore expansion project. In addition, \$110,000 is being used to accommodate disallowed costs for Community Mental Health and \$76,500 to cover consultant studies not complete at 12/31/09. The anticipated General Fund undesignated fund balance usage is just under \$89,000.

² The budgeted change in fund balance for 2011 is a decrease of \$944,594. Based on prior Board actions, \$55,406 will be added to to fund balance designations or reserves. Consequently, the operating shortfall is actually \$1 million. However, even if the General Fund uses the full \$1 million, the County will still be in compliance with its policy to maintain an undesignated fund balance in the General Fund of 10% - 15% of the most recently completed audited figures. Currently, undesignated fund balance is at 15 percent.

County of Ottawa
Budget Summary
Budget Year Ending December 31, 2011

Special Revenue	Prior Year	Current Year	Adopted
<u>Parks & Recreation (2081)</u>	Actual	Estimated	Budget
	<u>12/31/2009</u>	<u>12/31/2010</u>	<u>2011</u>
Revenues:			
Taxes	\$3,141,232	\$3,178,097	\$3,030,563
Intergovernmental Revenue	1,926,572	736,505	1,049,400
Charges for Services	438,267	320,700	351,560
Fines and Forfeits			
Interest on Investments	59,503	76,884	72,242
Rental	62,138	67,150	52,515
Licenses and Permits			
Other Revenue	244,828	512,300	32,000
Total Revenues	<u>5,872,540</u>	<u>4,891,636</u>	<u>4,588,280</u>
Expenditures:			
Judicial			
General Government			
Public Safety			
Public Works			
Health & Welfare			
Culture & Recreation	8,734,395	5,757,724	4,537,232
Other			
Total Expenditures	<u>8,734,395</u>	<u>5,757,724</u>	<u>4,537,232</u>
Revenue Over (Under) Expenditures	(2,861,855)	(866,088)	51,048
Operating Transfers In (Out)	<u>297,790</u>		
Revenue & Other Sources Over (Under) Expenditures & Other Uses	<u>(\$2,564,065)</u>		
Budgeted Net Revenues (Expenditures)			51,048
Current Estimated Revenues Over (Under) Expenditures		(866,088)	
Fund Balance, Beginning of Year		<u>4,967,661</u>	<u>4,101,573</u>
Projected Fund Balance, End of Year		<u><u>\$4,101,573</u></u>	<u><u>\$4,152,621</u></u>

Changes in fund balance in this fund can vary substantially from year to year depending on the land acquisition and capital improvement projects planned for the year. 2010 reflects significant fund balance use for this reason.

County of Ottawa
Budget Summary
Budget Year Ending September 30, 2011

Special Revenue	Prior Year	Current Year	Adopted
<u>Friend of the Court (2160)</u>	Actual	Estimated	Budget
	<u>9/30/2009</u>	<u>9/30/2010</u>	<u>2011</u>
Revenues:			
Intergovernmental Revenue	\$2,026,554	\$2,038,080	\$2,049,081
Charges for Services	271,055	266,834	265,160
Fines and Forfeits			
Interest on Investments			
Rental			
Licenses and Permits			
Other Revenue			
Total Revenues	<u>2,297,609</u>	<u>2,304,914</u>	<u>2,314,241</u>
Expenditures:			
Judicial	3,038,013	3,115,724	3,131,070
General Government			
Public Safety			
Public Works			
Health & Welfare			
Culture & Recreation			
Other			
Total Expenditures	<u>3,038,013</u>	<u>3,115,724</u>	<u>3,131,070</u>
Revenue Over (Under) Expenditures	(740,404)	(810,810)	(816,829)
Operating Transfers In (Out)	<u>732,402</u>	<u>620,818</u>	<u>816,829</u>
Revenue & Other Sources Over (Under) Expenditures & Other Uses	<u>(\$8,002)</u>		
Budgeted Net Revenues (Expenditures)			
Current Estimated Revenues Over (Under) Expenditures		(189,992)	
Fund Balance, Beginning of Year		<u>189,992</u>	
Projected Fund Balance, End of Year		<u>None</u>	<u>None</u>

The delay in the change of the federal IV D funding formula resulted in more revenue than anticipated for 2009. These dollars have been carried forward to the 2010 budget for operations.

County of Ottawa
Budget Summary
Budget Year Ending September 30, 2011

Special Revenue	Prior Year	Current Year	Adopted
<u>9/30 Judicial Grants (2170)</u>	Actual	Estimated	Budget
	<u>9/30/2009</u>	<u>9/30/2010</u>	<u>2011</u>
Revenues:			
Intergovernmental Revenue	\$285,069	\$360,825	\$426,023
Charges for Services			
Fines and Forfeits			
Interest on Investments			
Rental			
Licenses and Permits			
Other Revenue	7,500		
Total Revenues	<u>292,569</u>	<u>360,825</u>	<u>426,023</u>
Expenditures:			
Judicial	351,484	401,280	447,294
General Government			
Public Safety			
Public Works			
Health & Welfare			
Culture & Recreation			
Other			
Total Expenditures	<u>351,484</u>	<u>401,280</u>	<u>447,294</u>
Revenue Over (Under) Expenditures	(58,915)	(40,455)	(21,271)
Operating Transfers In (Out)	<u>63,074</u>	<u>35,441</u>	<u>21,271</u>
Revenue & Other Sources Over (Under)			
Expenditures & Other Uses	<u>\$4,159</u>		
Budgeted Net Revenues (Expenditures)			
Current Estimated Revenues Over (Under) Expenditures		(5,014)	
Fund Balance, Beginning of Year		<u>5,014</u>	
Projected Fund Balance, End of Year		<u>None</u>	<u>None</u>

County of Ottawa
Budget Summary
Budget Year Ending September 30, 2011

Special Revenue	Prior Year	Current Year	Adopted
<u>Health (2210)</u>	Actual	Estimated	Budget
	9/30/2009	9/30/2010	2011
Revenues:			
Intergovernmental Revenue	\$3,572,158	\$4,106,180	\$3,656,836
Charges for Services	606,751	580,133	615,379
Fines and Forfeits			
Interest on Investments			
Rental			
Licenses and Permits	404,832	423,252	535,641
Other Revenue	218,015	236,713	210,747
Total Revenues	4,801,756	5,346,278	5,018,603
Expenditures:			
Judicial			
General Government			
Public Safety			
Public Works			
Health & Welfare	9,556,860	9,184,945	9,079,298
Culture & Recreation			
Other			
Total Expenditures	9,556,860	9,184,945	9,079,298
Revenue Over (Under) Expenditures	(4,755,104)	(3,838,667)	(4,060,695)
Operating Transfers In (Out)	4,743,828	3,838,667	4,060,695
Revenue & Other Sources Over (Under) Expenditures & Other Uses	(\$11,276)		
Budgeted Net Revenues (Expenditures)			
Current Estimated Revenues Over (Under) Expenditures			
Fund Balance, Beginning of Year		952,574	952,574
Projected Fund Balance, End of Year		\$952,574	\$952,574

County of Ottawa
Budget Summary
Budget Year Ending September 30, 2011

Special Revenue	Prior Year	Current Year	Adopted
<u>Mental Health (2220)</u>	Actual	Estimated	Budget
	9/30/2009	9/30/2010	2011
Revenues:			
Intergovernmental Revenue	\$30,455,490	\$32,518,373	\$33,853,333
Charges for Services	445,534	515,566	614,023
Fines and Forfeits			
Interest on Investments	42,204	30,000	36,000
Rental	170,342	130,000	99,734
Licenses and Permits			
Other Revenue	62,976	56,500	50,250
Total Revenues	31,176,546	33,250,439	34,653,340
Expenditures:			
Judicial			
General Government			
Public Safety			
Public Works			
Health & Welfare	31,798,595	33,972,617	35,216,448
Culture & Recreation			
Other			
Total Expenditures	31,798,595	33,972,617	35,216,448
Revenue Over (Under) Expenditures	(622,049)	(722,178)	(563,108)
Operating Transfers In (Out)	563,108	722,178	563,108
Revenue & Other Sources Over (Under) Expenditures & Other Uses	(\$58,941)		
Budgeted Net Revenues (Expenditures)			
Current Estimated Revenues Over (Under) Expenditures			
Fund Balance, Beginning of Year		148,619	148,619
Projected Fund Balance, End of Year		\$148,619	\$148,619

County of Ottawa
Budget Summary
Budget Year Ending December 31, 2011

Special Revenue	Prior Year	Current Year	Adopted
<u>Solid Waste Clean - Up (2271)</u>	Actual	Estimated	Budget
Revenues:	12/31/2009	12/31/2010	2011
Intergovernmental Revenue			
Charges for Services			
Fines and Forfeits			
Interest on Investments	\$41,269	\$33,168	\$39,643
Rental			
Licenses and Permits			
Other Revenue			
Total Revenues	<u>41,269</u>	<u>33,168</u>	<u>39,643</u>
Expenditures:			
Judicial			
General Government			
Public Safety			
Public Works	478,503	484,953	292,000
Health & Welfare			
Culture & Recreation			
Other			
Total Expenditures	<u>478,503</u>	<u>484,953</u>	<u>292,000</u>
Revenue Over (Under) Expenditures	(437,234)	(451,785)	(252,357)
Operating Transfers In (Out)			
Revenue & Other Sources Over (Under) Expenditures & Other Uses	<u>(\$437,234)</u>		
Budgeted Net Revenues (Expenditures)			(252,357)
Current Estimated Revenues Over (Under) Expenditures		(451,785)	
Fund Balance, Beginning of Year		<u>3,491,433</u>	<u>3,039,648</u>
Projected Fund Balance, End of Year		<u>\$3,039,648</u>	<u>\$2,787,291</u>

*The 2010 estimate reflects the completion of upgrades to the water and purge system at the landfill which began in 2006.
The 2011 budgeted fund balance use is for operations.*

County of Ottawa
Budget Summary
Budget Year Ending December 31, 2011

Special Revenue	Prior Year	Current Year	Adopted
<u>Landfill Tipping Fees (2272)</u>	Actual	Estimated	Budget
	12/31/2009	12/31/2010	2011
Revenues:			
Intergovernmental Revenue			
Charges for Services	\$321,286	\$300,000	\$300,000
Fines and Forfeits			
Interest on Investments			
Rental			
Licenses and Permits			
Other Revenue	30,089	28,000	32,500
Total Revenues	351,375	328,000	332,500
Expenditures:			
Judicial			
General Government			
Public Safety			
Public Works	413,965	416,516	417,877
Health & Welfare			
Culture & Recreation			
Other			
Total Expenditures	413,965	416,516	417,877
Revenue Over (Under) Expenditures	(62,590)	(88,516)	(85,377)
Operating Transfers In (Out)			
Revenue & Other Sources Over (Under) Expenditures & Other Uses	(\$62,590)		
Budgeted Net Revenues (Expenditures)			(85,377)
Current Estimated Revenues Over (Under) Expenditures		(88,516)	
Fund Balance, Beginning of Year		949,261	860,745
Projected Fund Balance, End of Year		\$860,745	\$775,368

Revenues vary depending on the actions of Waste Management. The County is reviewing the long-term outlook to determine if program adjustments are needed.

County of Ottawa
Budget Summary
Budget Year Ending September 30, 2011

Special Revenue	Prior Year	Current Year	Adopted
<u>Transportation System (2320)</u>	Actual	Estimated	Budget
	9/30/2009	9/30/2010	2011
Revenues:			
Intergovernmental Revenue	\$157,569	\$157,569	\$157,569
Charges for Services			
Fines and Forfeits			
Interest on Investments			
Rental			
Licenses and Permits			
Other Revenue			
Total Revenues	157,569	157,569	157,569
Expenditures:			
Judicial			
General Government			
Public Safety			
Public Works	157,569	157,569	157,569
Health & Welfare			
Culture & Recreation			
Other			
Total Expenditures	157,569	157,569	157,569
Revenue Over (Under) Expenditures			
Operating Transfers In (Out)			
Revenue & Other Sources Over (Under)			
Expenditures & Other Uses			
Budgeted Net Revenues (Expenditures)			
Current Estimated Revenues Over (Under) Expenditures			
Fund Balance, Beginning of Year		25,787	25,787
Projected Fund Balance, End of Year		\$25,787	\$25,787

County of Ottawa
Budget Summary
Budget Year Ending December 31, 2011

	Prior Year Actual 12/31/2009	Current Year Estimated 12/31/2010	Adopted Budget 2011
Special Revenue			
<u>Farmland Preservation (2340)</u>			
Revenues:			
Charges for Services			
Rental			
Licenses and Permits			
Other Revenue		1,000	200
Total Revenues		1,000	200
Expenditures:			
Judicial			
General Government			
Public Safety			
Public Works			
Health & Welfare			
Community and Economic Development			
Culture & Recreation			
Other			
Total Expenditures			
Revenue Over (Under) Expenditures		1,000	200
Operating Transfers In (Out)			
Revenue & Other Sources Over (Under) Expenditures & Other Uses			
Budgeted Net Revenues (Expenditures)			200
Current Estimated Revenues Over (Under) Expenditures		1,000	
Fund Balance, Beginning of Year			1,000
Projected Fund Balance, End of Year		\$1,000	\$1,200

County of Ottawa
Budget Summary
Budget Year Ending December 31, 2011

Special Revenue	Prior Year	Current Year	Adopted
<u>Planning Commission (2420)</u>	Actual	Estimated	Budget
	<u>12/31/2009</u>	<u>12/31/2010</u>	<u>2011</u>
Revenues:			
Intergovernmental Revenue			
Charges for Services			
Interest on Investments			
Rental			
Other Revenue	95	295	
Total Revenues	<u>95</u>	<u>295</u>	
Expenditures:			
Judicial			
General Government			
Public Safety			
Public Works			
Health & Welfare			
Community and Economic Development	3,405	41,907	
Culture & Recreation			
Other			
Total Expenditures	<u>3,405</u>	<u>41,907</u>	
Revenue Over (Under) Expenditures	(3,310)	(41,612)	
Operating Transfers In (Out)	<u>3,310</u>	<u>43,851</u>	
Revenue & Other Sources Over (Under) Expenditures & Other Uses	<u><u> </u></u>	<u><u> </u></u>	
Budgeted Net Revenues (Expenditures)			
Current Estimated Revenues Over (Under) Expenditures		2,239	
Fund Balance, Beginning of Year		<u>190,224</u>	<u>192,463</u>
Projected Fund Balance, End of Year		<u><u>\$192,463</u></u>	<u><u>\$192,463</u></u>

County of Ottawa
Budget Summary
Budget Year Ending December 31, 2011

Special Revenue	Prior Year	Current Year	Adopted
<u>Infrastructure (2444)</u>	Actual	Estimated	Budget
Revenues:	12/31/2009	12/31/2010	2011
Intergovernmental Revenue			
Charges for Services	\$27,240		
Fines and Forfeits			
Interest on Investments	48,390	47,384	\$44,222
Rental			
Other Revenue			
Total Revenues	75,630	47,384	44,222
Expenditures:			
Judicial			
General Government			
Public Safety			
Public Works			
Health & Welfare			
Community & Economic Development			
Capital Projects			
Total Expenditures			
Revenue Over (Under) Expenditures	75,630	47,384	44,222
Operating Transfers In (Out)	(125,000)	(125,000)	(125,000)
Revenue & Other Sources Over (Under) Expenditures & Other Uses	(\$49,370)		
Budgeted Net Revenues (Expenditures)			(80,778)
Current Estimated Revenues Over (Under) Expenditures		(77,616)	
Fund Balance, Beginning of Year		2,550,651	2,473,035
Projected Fund Balance, End of Year		\$2,473,035	\$2,392,257

The purpose of this fund is to loan money to municipalities within Ottawa County for infrastructure projects which are recorded as assets. In addition, the fund contributes to debt service payments on the Fillmore Street/Grand Haven project.

County of Ottawa
Budget Summary
Budget Year Ending December 31, 2011

Special Revenue	Prior Year	Current Year	Adopted
<u>Public Improvement (2450)</u>	Actual	Estimated	Budget
	12/31/2009	12/31/2010	2011
Revenues:			
Intergovernmental Revenue			
Charges for Services			
Fines and Forfeits			
Interest on Investments	\$38,765	\$37,944	\$50,673
Rental	702,545	390,100	410,048
Licenses and Permits			
Other Revenue			
Total Revenues	741,310	428,044	460,721
Expenditures:			
Judicial			
General Government	204,339	27,600	22,700
Public Safety			
Public Works			
Health & Welfare			
Culture & Recreation			
Capital Projects			
Total Expenditures	204,339	27,600	22,700
Revenue Over (Under) Expenditures	536,971	400,444	438,021
Operating Transfers In (Out)	(4,094,100)	(187,575)	(187,875)
Revenue & Other Sources Over (Under)			
Expenditures & Other Uses	(\$3,557,129)		
Budgeted Net Revenues (Expenditures)			250,146
Current Estimated Revenues Over (Under) Expenditures		212,869	
Fund Balance, Beginning of Year		3,033,859	3,246,728
Projected Fund Balance, End of Year		\$3,246,728	\$3,496,874

The fund balance usage will vary depending on the capital construction projects underway and/or planned (see also the capital construction schedule). The 2009 shortfall reflects the transfer of \$4.1 million to the Ottawa County Building Authority for construction costs and debt service payments. Fund balance is expected to increase in 2010 and 2011 because there are no capital projects planned that will use the rent revenue.

County of Ottawa
Budget Summary
Budget Year Ending December 31, 2011

Special Revenue	Prior Year Actual 12/31/2009	Current Year Estimated 12/31/2010	Adopted Budget 2011
<u>Homestead Property Tax (2550)</u>			
Revenues:			
Taxes	\$6,478	\$4,500	\$4,500
Intergovernmental Revenue			
Charges for Services			
Fines and Forfeits			
Interest on Investments	1,545	391	345
Rental			
Licenses and Permits			
Other Revenue			
Total Revenues	8,023	4,891	4,845
Expenditures:			
Legislative			
Judicial			
General Government	46,665	60,353	24,356
Public Safety			
Public Works			
Health & Welfare			
Culture & Recreation			
Capital Projects			
Total Expenditures	46,665	60,353	24,356
Revenue Over (Under) Expenditures	(38,642)	(55,462)	(19,511)
Operating Transfers In (Out)	(69,845)	51,928	(18,462)
Proceeds from Capital Lease		35,995	
Revenue & Other Sources Over (Under) Expenditures & Other Uses	(\$38,642)		
Budgeted Net Revenues (Expenditures)			(37,973)
Current Estimated Revenues Over (Under) Expenditures		32,461	
Fund Balance, Beginning of Year		32,281	64,742
Projected Fund Balance, End of Year		\$64,742	\$26,769

The fund balance is increasing in 2010 to reflect the operating transfer from the General Fund and decreasing in 2011 to reflect the payment for the BS & A software upgrade.

County of Ottawa
Budget Summary
Budget Year Ending December 31, 2011

Special Revenue	Prior Year	Current Year	Adopted
Register of Deeds	Actual	Estimated	Budget
<u>Automation Fund (2560)</u>	<u>12/31/2009</u>	<u>12/31/2010</u>	<u>2011</u>
Revenues:			
Intergovernmental Revenue			
Charges for Services	\$248,004	\$208,000	\$235,000
Fines and Forfeits			
Interest on Investments	5,317	3,010	4,264
Rental			
Licenses and Permits			
Other Revenue	230		230
Total Revenues	<u>\$253,551</u>	<u>211,010</u>	<u>239,494</u>
Expenditures:			
Judicial			
General Government	401,699	262,535	154,496
Public Safety			
Public Works			
Health & Welfare			
Culture & Recreation			
Other			
Total Expenditures	<u>\$401,699</u>	<u>262,535</u>	<u>154,496</u>
Revenue Over (Under) Expenditures	(148,148)	(51,525)	84,998
Proceeds from Capital Lease	35,995		
Revenue & Other Sources Over (Under) Expenditures & Other Uses	<u>(\$112,153)</u>		
Budgeted Net Revenues (Expenditures)			84,998
Current Estimated Revenues Over (Under) Expenditures		(51,525)	
Fund Balance, Beginning of Year		<u>421,899</u>	<u>370,374</u>
Projected Fund Balance, End of Year		<u>\$370,374</u>	<u>\$455,372</u>

The fund balance use in 2010 reflects the remaining payment for the Land Records software. In 2011, the fund will again accumulate fund balance to pay for technology upgrades in the future (pursuant to Public Act 698 of 2002).

County of Ottawa
Budget Summary
Budget Year Ending December 31, 2011

Special Revenue	Prior Year	Current Year	Adopted
<u>Stabilization (2570)</u>	Actual	Estimated	Budget
	<u>12/31/2009</u>	<u>12/31/2010</u>	<u>2011</u>
Revenues:			
Intergovernmental Revenue			
Charges for Services			
Fines and Forfeits			
Interest on Investments			
Rental			
Licenses and Permits			
Other Revenue			
Total Revenues			
Expenditures:			
Judicial			
General Government			
Public Safety			
Public Works			
Health & Welfare			
Culture & Recreation			
Other			
Total Expenditures			
Revenue Over (Under) Expenditures			
Operating Transfers In (Out)			
Revenue & Other Sources Over (Under) Expenditures & Other Uses			
Budgeted Net Revenues (Expenditures)			
Current Estimated Revenues Over (Under) Expenditures			
Fund Balance, Beginning of Year		8,269,673	8,269,673
Projected Fund Balance, End of Year		<u>8,269,673</u>	<u>8,269,673</u>

County of Ottawa
Budget Summary
Budget Year Ending September 30, 2011

Special Revenue	Prior Year	Current Year	Adopted
<u>Prosecuting Attorney Grants (2601)</u>	Actual	Estimated	Budget
	9/30/2009	9/30/2010	2011
Revenues:			
Intergovernmental Revenue	\$140,400	\$144,000	\$140,400
Charges for Services			
Fines and Forfeits			
Interest on Investments			
Rental			
Licenses and Permits			
Other Revenue	333	500	360
Total Revenues	140,733	144,500	140,760
Expenditures:			
Judicial			
General Government	195,018	214,672	211,581
Public Safety			
Public Works			
Health & Welfare			
Culture & Recreation			
Other			
Total Expenditures	195,018	214,672	211,581
Revenue Over (Under) Expenditures	(54,285)	(70,172)	(70,821)
Operating Transfers In (Out)	54,285	70,172	70,821
Revenue & Other Sources Over (Under) Expenditures & Other Uses	(54,285)	(70,172)	(70,821)
Budgeted Net Revenues (Expenditures)			
Current Estimated Revenues Over (Under) Expenditures			
Fund Balance, Beginning of Year		25,092	25,092
Projected Fund Balance, End of Year		\$25,092	\$25,092

County of Ottawa
Budget Summary
Budget Year Ending September 30, 2011

Special Revenue	Prior Year	Current Year	Adopted
<u>Sheriff Grant Programs (2609)</u>	Actual	Estimated	Budget
	9/30/2009	9/30/2010	2011
Revenues:			
Intergovernmental Revenue	\$338,231	\$210,181	\$492,170
Charges for Services			
Fines and Forfeits			
Interest on Investments			
Rental			
Licenses and Permits			
Other Revenue			
Total Revenues	338,231	210,181	492,170
Expenditures:			
Judicial			
General Government			
Public Safety	375,606	222,703	492,170
Public Works			
Health & Welfare			
Culture & Recreation			
Other			
Total Expenditures	375,606	222,703	492,170
Revenue Over (Under) Expenditures	(37,375)	(12,522)	
Operating Transfers In (Out)	37,375	12,522	
Revenue & Other Sources Over (Under) Expenditures & Other Uses			
Budgeted Net Revenues (Expenditures)			
Current Estimated Revenues Over (Under) Expenditures			
Fund Balance, Beginning of Year			
Projected Fund Balance, End of Year		None	None

County of Ottawa
Budget Summary
Budget Year Ending September 30, 2011

Special Revenue	Prior Year	Current Year	Adopted
<u>Sheriff Contracts (2610)</u>	Actual	Estimated	Budget
	9/30/2009	9/30/2010	2011
Revenues:			
Intergovernmental Revenue	\$3,969,166	\$4,401,648	\$4,387,209
Charges for Services			
Fines and Forfeits			
Interest on Investments			
Rental			
Licenses and Permits			
Other Revenue	3,573	2,956	
Total Revenues	3,972,739	4,404,604	4,387,209
Expenditures:			
Judicial			
General Government			
Public Safety	4,175,192	4,636,077	4,622,439
Public Works			
Health & Welfare			
Culture & Recreation			
Other			
Total Expenditures	4,175,192	4,636,077	4,622,439
Revenue Over (Under) Expenditures	(202,453)	(231,473)	(235,230)
Operating Transfers In (Out)	202,453	231,473	235,230
Revenue & Other Sources Over (Under) Expenditures & Other Uses	(202,453)	(231,473)	(235,230)
Budgeted Net Revenues (Expenditures)			
Current Estimated Revenues Over (Under) Expenditures			
Fund Balance, Beginning of Year		1,241	1,241
Projected Fund Balance, End of Year		\$1,241	\$1,241

County of Ottawa
Budget Summary
Budget Year Ending September 30, 2011

Special Revenue	Prior Year	Current Year	Adopted
<u>Sheriff Road Patrol (2661)</u>	Actual	Estimated	Budget
	9/30/2009	9/30/2010	2011
Revenues:			
Intergovernmental Revenue	\$214,271	\$215,491	\$190,700
Charges for Services			
Fines and Forfeits			
Interest on Investments			
Rental			
Licenses and Permits			
Other Revenue			
Total Revenues	214,271	215,491	190,700
Expenditures:			
Judicial			
General Government			
Public Safety	310,944	333,448	346,157
Public Works			
Health & Welfare			
Culture & Recreation			
Other			
Total Expenditures	310,944	333,448	346,157
Revenue Over (Under) Expenditures	(96,673)	(117,957)	(155,457)
Operating Transfers In (Out)	96,673	117,957	155,457
Revenue & Other Sources Over (Under) Expenditures & Other Uses	(96,673)	(117,957)	(155,457)
Budgeted Net Revenues (Expenditures)			
Current Estimated Revenues Over (Under) Expenditures			
Fund Balance, Beginning of Year			
Projected Fund Balance, End of Year		None	None

County of Ottawa
Budget Summary
Budget Year Ending December 31, 2011

Special Revenue	Prior Year	Current Year	Adopted
<u>Law Library (2690)</u>	Actual	Estimated	Budget
	<u>12/31/2009</u>	<u>12/31/2010</u>	<u>2011</u>
Revenues:			
Intergovernmental Revenue			
Charges for Services			
Fines and Forfeits	\$8,500	\$8,500	
Interest on Investments			
Rental			
Licenses and Permits			
Other Revenue			
Total Revenues	<u>8,500</u>	<u>8,500</u>	
Expenditures:			
Judicial	29,073	31,833	
General Government			
Public Safety			
Public Works			
Health & Welfare			
Culture & Recreation			
Other			
Total Expenditures	<u>29,073</u>	<u>31,833</u>	
Revenue Over (Under) Expenditures	(20,573)	(23,333)	
Operating Transfers In (Out)	<u>20,573</u>	<u>23,333</u>	
Revenue & Other Sources Over (Under) Expenditures & Other Uses			
Budgeted Net Revenues (Expenditures)			
Current Estimated Revenues Over (Under) Expenditures			
Fund Balance, Beginning of Year		<u>57,179</u>	<u>57,179</u>
Projected Fund Balance, End of Year		<u><u>\$57,179</u></u>	<u><u>\$57,179</u></u>

County of Ottawa
Budget Summary
Budget Year Ending June 30, 2011

Special Revenue	Prior Year	Current Year	Adopted
Workforce Investment Act -	Actual	Estimated	Budget
<u>Administration (2740)</u>	<u>6/30/2009</u>	<u>6/30/2010</u>	<u>2011</u>
Revenues:			
Intergovernmental Revenue	\$242,840	\$636,084	\$707,928
Charges for Services			
Fines and Forfeits			
Interest on Investments			
Rental			
Licenses and Permits			
Other Revenue	1,000		
Total Revenues	<u>243,840</u>	<u>636,084</u>	<u>707,928</u>
Expenditures:			
Judicial			
General Government			
Public Safety			
Public Works			
Health & Welfare	243,840	636,084	707,928
Culture & Recreation			
Other			
Total Expenditures	<u>243,840</u>	<u>636,084</u>	<u>707,928</u>
Revenue Over (Under) Expenditures			
Operating Transfers In (Out)			
Revenue & Other Sources Over (Under)			
Expenditures & Other Uses			
Budgeted Net Revenues (Expenditures)			
Current Estimated Revenues Over (Under) Expenditures			
Fund Balance, Beginning of Year		<u>948</u>	<u>948</u>
Projected Fund Balance, End of Year		<u><u>\$948</u></u>	<u><u>\$948</u></u>

County of Ottawa

Budget Summary

Budget Year Ending June 30, 2011

Special Revenue	Prior Year	Current Year	Adopted
Workforce Investment Act -	Actual	Estimated	Budget
<u>Youth (2741)</u>	<u>6/30/2009</u>	<u>6/30/2010</u>	<u>2011</u>
Revenues:			
Intergovernmental Revenue	\$1,028,042	\$2,082,391	\$1,081,368
Charges for Services			
Fines and Forfeits			
Interest on Investments			
Rental			
Licenses and Permits			
Other Revenue			
Total Revenues	1,028,042	2,082,391	1,081,368
Expenditures:			
Judicial			
General Government			
Public Safety			
Public Works			
Health & Welfare	1,028,042	2,082,391	1,081,368
Culture & Recreation			
Other			
Total Expenditures	1,028,042	2,082,391	1,081,368
Revenue Over (Under) Expenditures			
Operating Transfers In (Out)			
Revenue & Other Sources Over (Under)			
Expenditures & Other Uses			
Budgeted Net Revenues (Expenditures)			
Current Estimated Revenues Over (Under) Expenditures			
Fund Balance, Beginning of Year			
Projected Fund Balance, End of Year		None	None

County of Ottawa

Budget Summary

Budget Year Ending June 30, 2011

Special Revenue	Prior Year	Current Year	Adopted
Workforce Investment Act -	Actual	Estimated	Budget
<u>Adult (2742)</u>	<u>6/30/2009</u>	<u>6/30/2010</u>	<u>2011</u>
Revenues:			
Intergovernmental Revenue	\$576,281	\$1,068,878	\$818,203
Charges for Services			
Fines and Forfeits			
Interest on Investments			
Rental			
Licenses and Permits			
Other Revenue			
Total Revenues	576,281	1,068,878	818,203
Expenditures:			
Judicial			
General Government			
Public Safety			
Public Works			
Health & Welfare	576,281	1,068,878	818,203
Culture & Recreation			
Other			
Total Expenditures	576,281	1,068,878	818,203
Revenue Over (Under) Expenditures			
Operating Transfers In (Out)			
Revenue & Other Sources Over (Under)			
Expenditures & Other Uses			
Budgeted Net Revenues (Expenditures)			
Current Estimated Revenues Over (Under) Expenditures			
Fund Balance, Beginning of Year		511	511
Projected Fund Balance, End of Year		\$511	\$511

County of Ottawa

Budget Summary

Budget Year Ending June 30, 2011

Special Revenue	Prior Year	Current Year	Adopted
Workforce Investment Act -	Actual	Estimated	Budget
<u>6/30 Grant Programs (2743)</u>	<u>6/30/2009</u>	<u>6/30/2010</u>	<u>2011</u>
Revenues:			
Intergovernmental Revenue	\$2,636,357	\$3,155,482	\$1,984,934
Charges for Services			
Fines and Forfeits			
Interest on Investments			
Rental			
Licenses and Permits			
Other Revenue	2,941		
Total Revenues	<u>2,639,298</u>	<u>3,155,482</u>	<u>1,984,934</u>
Expenditures:			
Judicial			
General Government			
Public Safety			
Public Works			
Health & Welfare	2,653,048	3,155,505	1,984,934
Culture & Recreation			
Other			
Total Expenditures	<u>2,653,048</u>	<u>3,155,505</u>	<u>1,984,934</u>
Revenue Over (Under) Expenditures	(13,750)	(23)	
Operating Transfers In (Out)			
Revenue & Other Sources Over (Under)			
Expenditures & Other Uses	<u>(\$13,750)</u>		
Budgeted Net Revenues (Expenditures)			
Current Estimated Revenues Over (Under) Expenditures		(23)	
Fund Balance, Beginning of Year		<u>92,367</u>	<u>92,344</u>
Projected Fund Balance, End of Year		<u><u>\$92,344</u></u>	<u><u>\$92,344</u></u>

County of Ottawa

Budget Summary

Budget Year Ending December 31, 2011

Special Revenue	Prior Year	Current Year	Adopted
Workforce Investment Act -	Actual	Estimated	Budget
<u>12/31 Grant Programs (2744)</u>	<u>12/31/2009</u>	<u>12/31/2010</u>	<u>2011</u>
Revenues:			
Intergovernmental Revenue	\$250,798	\$303,178	\$304,889
Charges for Services	6,483		
Fines and Forfeits			
Interest on Investments			
Rental			
Licenses and Permits			
Other Revenue	20,171	28,362	
Total Revenues	277,452	331,540	304,889
Expenditures:			
Judicial			
General Government			
Public Safety			
Public Works			
Health & Welfare	301,115	331,540	304,889
Culture & Recreation			
Other			
Total Expenditures	301,115	331,540	304,889
Revenue Over (Under) Expenditures	(23,663)		
Operating Transfers In (Out)	9,927		
Revenue & Other Sources Over (Under) Expenditures & Other Uses	(\$13,736)		
Budgeted Net Revenues (Expenditures)			
Current Estimated Revenues Over (Under) Expenditures			
Fund Balance, Beginning of Year		42,662	42,662
Projected Fund Balance, End of Year		\$42,662	\$42,662

County of Ottawa

Budget Summary

Budget Year Ending September 30, 2011

Special Revenue	Prior Year	Current Year	Adopted
Workforce Investment Act -	Actual	Estimated	Budget
<u>9/30 Grant Programs (2748)</u>	<u>9/30/2009</u>	<u>9/30/2010</u>	<u>2011</u>
Revenues:			
Intergovernmental Revenue	\$2,243,775	\$3,754,636	\$3,495,234
Charges for Services			
Fines and Forfeits			
Interest on Investments	19		
Rental			
Licenses and Permits			
Other Revenue			
Total Revenues	2,243,794	3,754,636	3,495,234
Expenditures:			
Judicial			
General Government			
Public Safety			
Public Works			
Health & Welfare	2,227,815	3,754,636	3,495,234
Culture & Recreation			
Other			
Total Expenditures	2,227,815	3,754,636	3,495,234
Revenue Over (Under) Expenditures	15,979		
Operating Transfers In (Out)			
Revenue & Other Sources Over (Under)			
Expenditures & Other Uses	\$15,979		
Budgeted Net Revenues (Expenditures)			
Current Estimated Revenues Over (Under) Expenditures			
Fund Balance, Beginning of Year		34,271	34,271
Projected Fund Balance, End of Year		\$34,271	\$34,271

County of Ottawa

Budget Summary

Budget Year Ending March 31, 2011

Special Revenue	Prior Year	Current Year	Adopted
Workforce Investment Act -	Actual	Estimated	Budget
<u>3/31 Grant Programs (2749)</u>	<u>3/31/2009</u>	<u>3/31/2010</u>	<u>2011</u>
Revenues:			
Intergovernmental Revenue	\$17,500	\$17,500	\$4,740
Charges for Services			
Fines and Forfeits			
Interest on Investments			
Rental			
Licenses and Permits			
Other Revenue		5,000	
Total Revenues	<u>17,500</u>	<u>22,500</u>	<u>4,740</u>
Expenditures:			
Judicial			
General Government			
Public Safety			
Public Works			
Health & Welfare	17,500	22,500	4,740
Culture & Recreation			
Other			
Total Expenditures	<u>17,500</u>	<u>22,500</u>	<u>4,740</u>
Revenue Over (Under) Expenditures			
Operating Transfers In (Out)			
Revenue & Other Sources Over (Under)			
Expenditures & Other Uses			
Budgeted Net Revenues (Expenditures)			
Current Estimated Revenues Over (Under) Expenditures			
Fund Balance, Beginning of Year			
Projected Fund Balance, End of Year		<u>None</u>	<u>None</u>

County of Ottawa
Budget Summary
Budget Year Ending September 30, 2011

Special Revenue	Prior Year	Current Year	Adopted
<u>Grant Programs - Pass Thru (2750)</u>	Actual 9/30/2009	Estimated 9/30/2010	Budget 2011
Revenues:			
Intergovernmental Revenue	\$69,698	\$1,908,069	\$591,012
Charges for Services			
Fines and Forfeits			
Interest on Investments			
Rental			
Licenses and Permits			
Other Revenue			
Total Revenues	69,698	1,908,069	591,012
Expenditures:			
Judicial	18,573	1,500,000	522,800
General Government			
Public Safety	76,306	436,671	101,776
Public Works			
Health & Welfare			
Culture & Recreation			
Community & Economic Development			
Other			
Total Expenditures	94,879	1,936,671	624,576
Revenue Over (Under) Expenditures	(25,181)	(28,602)	(33,564)
Operating Transfers In (Out)	25,181	28,602	33,564
Revenue & Other Sources Over (Under) Expenditures & Other Uses			
Budgeted Net Revenues (Expenditures)			
Current Estimated Revenues Over (Under) Expenditures			
Fund Balance, Beginning of Year			
Projected Fund Balance, End of Year		None	None

County of Ottawa
Budget Summary
Budget Year Ending September 30, 2011

Special Revenue	Prior Year	Current Year	Adopted
<u>Emergency Feeding (2800)</u>	Actual	Estimated	Budget
	9/30/2009	9/30/2010	2011
Revenues:			
Intergovernmental Revenue	\$375,694	\$77,436	\$65,000
Charges for Services			
Fines and Forfeits			
Interest on Investments			
Rental			
Licenses and Permits			
Other Revenue			
	<hr/>	<hr/>	<hr/>
Total Revenues	375,694	77,436	65,000
Expenditures:			
Judicial			
General Government			
Public Safety			
Public Works			
Health & Welfare	379,214	77,436	65,000
Culture & Recreation			
Other			
	<hr/>	<hr/>	<hr/>
Total Expenditures	379,214	77,436	65,000
Revenue Over (Under) Expenditures	(3,520)		
Operating Transfers In (Out)			
	<hr/>	<hr/>	<hr/>
Revenue & Other Sources Over (Under)			
Expenditures & Other Uses	(\$3,520)		
	<hr/> <hr/>		
Budgeted Net Revenues (Expenditures)			
Current Estimated Revenues Over (Under) Expenditures			
Fund Balance, Beginning of Year		18,688	18,688
		<hr/>	<hr/>
Projected Fund Balance, End of Year		\$18,688	\$18,688
		<hr/> <hr/>	<hr/> <hr/>

County of Ottawa
Budget Summary
Budget Year Ending September 30, 2011

Special Revenue	Prior Year	Current Year	Adopted
Federal Emergency	Actual	Estimated	Budget
<u>Management Agency (2810)</u>	<u>9/30/2009</u>	<u>9/30/2010</u>	<u>2011</u>
Revenues:			
Intergovernmental Revenue	\$24,000	\$5,000	
Charges for Services			
Fines and Forfeits			
Interest on Investments			
Rental			
Licenses and Permits			
Other Revenue			
	<hr/>	<hr/>	<hr/>
Total Revenues	24,000	5,000	
Expenditures:			
Judicial			
General Government			
Public Safety			
Public Works			
Health & Welfare	24,000	5,000	
Culture & Recreation			
Other			
	<hr/>	<hr/>	<hr/>
Total Expenditures	24,000	5,000	
Revenue Over (Under) Expenditures			
Operating Transfers In (Out)	<hr/>	<hr/>	<hr/>
Revenue & Other Sources Over (Under)			
Expenditures & Other Uses	<hr/> <hr/>	<hr/> <hr/>	<hr/> <hr/>
Budgeted Net Revenues (Expenditures)			
Current Estimated Revenues Over (Under) Expenditures			
Fund Balance, Beginning of Year		<hr/>	<hr/>
Projected Fund Balance, End of Year		<hr/> <hr/> None	<hr/> <hr/> None

County of Ottawa
Budget Summary
Budget Year Ending September 30, 2011

Special Revenue	Prior Year	Current Year	Adopted
Community	Actual	Estimated	Budget
<u>Corrections Program (2850)</u>	<u>9/30/2009</u>	<u>9/30/2010</u>	<u>2011</u>
Revenues:			
Intergovernmental Revenue	\$220,000	\$220,000	\$242,000
Charges for Services	209,228	201,081	168,825
Fines and Forfeits			
Interest on Investments			
Rental			
Licenses and Permits			
Other Revenue	10,274	8,234	6,395
Total Revenues	<u>439,502</u>	<u>429,315</u>	<u>417,220</u>
Expenditures:			
Judicial	977,660	1,016,089	948,091
General Government			
Public Safety			
Public Works			
Health & Welfare			
Culture & Recreation			
Other			
Total Expenditures	<u>977,660</u>	<u>1,016,089</u>	<u>948,091</u>
Revenue Over (Under) Expenditures	(538,158)	(586,774)	(530,871)
Operating Transfers In (Out)	<u>557,701</u>	<u>488,885</u>	<u>530,871</u>
Revenue & Other Sources Over (Under) Expenditures & Other Uses	<u>\$19,543</u>		
Budgeted Net Revenues (Expenditures)			
Current Estimated Revenues Over (Under) Expenditures		(97,889)	
Fund Balance, Beginning of Year		<u>254,188</u>	<u>156,299</u>
Projected Fund Balance, End of Year		<u>\$156,299</u>	<u>\$156,299</u>

Fund balance use in 2010 was planned in an effort to assist the General Fund.

County of Ottawa
Budget Summary
Budget Year Ending December 31, 2011

Special Revenue	Prior Year	Current Year	Adopted
Revenue Sharing	Actual	Estimated	Budget
<u>Reserve Fund (2855)</u>	<u>12/31/2009</u>	<u>12/31/2010</u>	<u>2011</u>
Revenues:			
Taxes			
Intergovernmental Revenue			
Charges for Services			
Fines and Forfeits			
Interest on Investments	\$74,147	\$33,093	
Rental			
Licenses and Permits			
Other Revenue			
Total Revenues	74,147	33,093	
Expenditures:			
Judicial			
General Government			
Public Safety			
Public Works			
Health & Welfare			
Culture & Recreation			
Other			
Total Expenditures			
Revenue Over (Under) Expenditures	74,147	33,093	
Operating Transfers In (Out)	(4,695,407)	(4,681,321)	(423,889)
Revenue & Other Sources Over (Under)			
Expenditures & Other Uses	(\$4,621,260)		
Budgeted Net Revenues (Expenditures)			(423,889)
Current Estimated Revenues Over (Under) Expenditures		(4,648,228)	
Fund Balance, Beginning of Year		5,072,117	423,889
Projected Fund Balance, End of Year		\$423,889	None

The Revenue Sharing Reserve Fund will be depleted (as planned) in 2011.

County of Ottawa
Budget Summary
Budget Year Ending September 30, 2011

Special Revenue	Prior Year	Current Year	Adopted
<u>Community Action Agency (2870)</u>	Actual	Estimated	Budget
	9/30/2009	9/30/2010	2011
Revenues:			
Intergovernmental Revenue	\$576,355	\$986,724	\$567,157
Charges for Services			
Fines and Forfeits			
Interest on Investments			
Rental			
Licenses and Permits			
Other Revenue	31,017	30,000	30,000
Total Revenues	607,372	1,016,724	597,157
Expenditures:			
Judicial			
General Government			
Public Safety			
Public Works			
Health & Welfare	628,797	1,045,724	626,157
Culture & Recreation			
Other			
Total Expenditures	628,797	1,045,724	626,157
Revenue Over (Under) Expenditures	(21,425)	(29,000)	(29,000)
Operating Transfers In (Out)	33,174	29,000	29,000
Revenue & Other Sources Over (Under) Expenditures & Other Uses	\$11,749		
Budgeted Net Revenues (Expenditures)			
Current Estimated Revenues Over (Under) Expenditures			
Fund Balance, Beginning of Year		152,691	152,691
Projected Fund Balance, End of Year		\$152,691	\$152,691

County of Ottawa

Budget Summary

Budget Year Ending March 31, 2011

Special Revenue	Prior Year	Current Year	Adopted
<u>Weatherization (2890)</u>	Actual	Estimated	Budget
	<u>3/31/2009</u>	<u>3/31/2010</u>	<u>2011</u>
Revenues:			
Intergovernmental Revenue	\$293,630	\$1,331,964	\$1,319,517
Charges for Services			
Fines and Forfeits			
Interest on Investments			
Rental			
Licenses and Permits			
Other Revenue			
Total Revenues	293,630	1,331,964	1,319,517
Expenditures:			
Judicial			
General Government			
Public Safety			
Public Works			
Health & Welfare	293,630	1,331,964	1,319,517
Culture & Recreation			
Other			
Total Expenditures	293,630	1,331,964	1,319,517
Revenue Over (Under) Expenditures			
Operating Transfers In (Out)			
Revenue & Other Sources Over (Under)			
Expenditures & Other Uses			
Budgeted Net Revenues (Expenditures)			
Current Estimated Revenues Over (Under) Expenditures			
Fund Balance, Beginning of Year		168	168
Projected Fund Balance, End of Year		\$168	\$168

County of Ottawa

Budget Summary

Budget Year Ending September 30, 2011

Special Revenue	Prior Year	Current Year	Adopted
Department of Human	Actual	Estimated	Budget
<u>Services (2901)</u>	<u>9/30/2009</u>	<u>9/30/2010</u>	<u>2011</u>
Revenues:			
Intergovernmental Revenue	\$150,779	\$175,000	\$175,000
Charges for Services			
Fines and Forfeits			
Interest on Investments			
Rental			
Licenses and Permits			
Other Revenue	1,452	2,346	400
Total Revenues	<u>152,231</u>	<u>177,346</u>	<u>175,400</u>
Expenditures:			
Judicial			
General Government			
Public Safety			
Public Works			
Health & Welfare	287,391	261,879	249,150
Culture & Recreation			
Other			
Total Expenditures	<u>287,391</u>	<u>261,879</u>	<u>249,150</u>
Revenue Over (Under) Expenditures	(135,160)	(84,533)	(73,750)
Operating Transfers In (Out)	<u>135,160</u>	<u>74,837</u>	<u>73,750</u>
Revenue & Other Sources Over (Under) Expenditures & Other Uses			
Budgeted Net Revenues (Expenditures)			
Current Estimated Revenues Over (Under) Expenditures		(9,696)	
Fund Balance, Beginning of Year		<u>280,214</u>	<u>270,518</u>
Projected Fund Balance, End of Year		<u>\$270,518</u>	<u>\$270,518</u>

County of Ottawa
Budget Summary
Budget Year Ending September 30, 2011

Special Revenue	Prior Year	Current Year	Adopted
Child Care-Circuit Court (2920)	Actual	Estimated	Budget
<u>Child Care-Circuit Court (2920)</u>	<u>9/30/2009</u>	<u>9/30/2010</u>	<u>2011</u>
Revenues:			
Intergovernmental Revenue	\$3,824,845	\$3,883,534	\$3,742,759
Charges for Services			
Fines and Forfeits			
Interest on Investments			
Rental			
Licenses and Permits			
Other Revenue	567,524	521,130	516,700
Total Revenues	<u>4,392,369</u>	<u>4,404,664</u>	<u>4,259,459</u>
Expenditures:			
Judicial			
General Government			
Public Safety			
Public Works			
Health & Welfare	8,340,037	8,333,354	8,147,227
Culture & Recreation			
Other			
Total Expenditures	<u>8,340,037</u>	<u>8,333,354</u>	<u>8,147,227</u>
Revenue Over (Under) Expenditures	(3,947,668)	(3,928,690)	(3,887,768)
Operating Transfers In (Out)	<u>4,045,802</u>	<u>3,841,113</u>	<u>3,887,768</u>
Revenue & Other Sources Over (Under) Expenditures & Other Uses	<u>\$98,134</u>		
Budgeted Net Revenues (Expenditures)			
Current Estimated Revenues Over (Under) Expenditures		(87,577)	
Fund Balance, Beginning of Year		<u>1,439,319</u>	<u>1,351,742</u>
Projected Fund Balance, End of Year		<u>\$1,351,742</u>	<u>\$1,351,742</u>

County of Ottawa
Budget Summary
Budget Year Ending September 30, 2011

Special Revenue	Prior Year	Current Year	Adopted
<u>Child Care-Social Services (2921)</u>	Actual	Estimated	Budget
	9/30/2009	9/30/2010	2011
Revenues:			
Intergovernmental Revenue	\$259	\$1,000	\$1,000
Charges for Services			
Fines and Forfeits			
Interest on Investments			
Rental			
Licenses and Permits			
Other Revenue			
Total Revenues	259	1,000	1,000
Expenditures:			
Judicial			
General Government			
Public Safety			
Public Works			
Health & Welfare	668	2,500	2,500
Culture & Recreation			
Other			
Total Expenditures	668	2,500	2,500
Revenue Over (Under) Expenditures	(409)	(1,500)	(1,500)
Operating Transfers In (Out)	409	1,500	1,500
Revenue & Other Sources Over (Under) Expenditures & Other Uses			
Budgeted Net Revenues (Expenditures)			
Current Estimated Revenues Over (Under) Expenditures			
Fund Balance, Beginning of Year		73,786	73,786
Projected Fund Balance, End of Year		\$73,786	\$73,786

County of Ottawa

Budget Summary

Budget Year Ending December 31, 2011

Special Revenue	Prior Year	Current Year	Adopted
Soldiers & Sailors	Actual	Estimated	Budget
<u>Relief (2930)</u>	<u>12/31/2009</u>	<u>12/31/2010</u>	<u>2011</u>
Revenues:			
Intergovernmental Revenue			
Charges for Services			
Fines and Forfeits			
Interest on Investments			
Rental			
Licenses and Permits			
Other Revenue			
Total Revenues			
Expenditures:			
Judicial			
General Government			
Public Safety			
Public Works			
Health & Welfare	\$36,426	\$42,140	
Culture & Recreation			
Other			
Total Expenditures	36,426	42,140	
Revenue Over (Under) Expenditures	(36,426)	(42,140)	
Operating Transfers In (Out)	36,426	42,140	
Revenue & Other Sources Over (Under) Expenditures & Other Uses			
Budgeted Net Revenues (Expenditures)			
Current Estimated Revenues Over (Under) Expenditures			
Fund Balance, Beginning of Year			
Projected Fund Balance, End of Year		None	None

County of Ottawa

Budget Summary

Budget Year Ending December 31, 2011

Special Revenue	Prior Year	Current Year	Adopted
<u>Veteran's Trust (2941)</u>	Actual	Estimated	Budget
	9/30/2009	9/30/2010	2011
Revenues:			
Intergovernmental Revenue	\$26,220	\$22,389	\$13,852
Charges for Services			
Fines and Forfeits			
Interest on Investments			
Rental			
Licenses and Permits			
Other Revenue			
Total Revenues	26,220	22,389	13,852
Expenditures:			
Judicial			
General Government			
Public Safety			
Public Works			
Health & Welfare	25,981	22,389	13,852
Culture & Recreation			
Other			
Total Expenditures	25,981	22,389	13,852
Revenue Over (Under) Expenditures	239		
Operating Transfers In (Out)			
Revenue & Other Sources Over (Under)			
Expenditures & Other Uses	\$239		
Budgeted Net Revenues (Expenditures)			
Current Estimated Revenues Over (Under) Expenditures			
Fund Balance, Beginning of Year		1,481	1,481
Projected Fund Balance, End of Year		\$1,481	\$1,481

County of Ottawa

Budget Summary

Budget Year Ending December 31, 2011

Special Revenue	Prior Year	Current Year	Adopted
<u>Compensated Absences (2980)</u>	Actual	Estimated	Budget
	<u>12/31/2009</u>	<u>12/31/2010</u>	<u>2011</u>
Revenues:			
Taxes			
Intergovernmental Revenue			
Charges for Services	\$39,213	\$90,000	\$90,000
Fines and Forfeits			
Interest on Investments	45,642	37,000	52,000
Rental			
Licenses and Permits			
Other Revenue			
Total Revenues	<u>84,855</u>	<u>127,000</u>	<u>142,000</u>
Expenditures:			
Legislative			
Judicial			
General Government	131,317	49,619	72,100
Public Safety			
Public Works			
Health & Welfare			
Culture & Recreation			
Other			
Total Expenditures	<u>131,317</u>	<u>49,619</u>	<u>72,100</u>
Revenue Over (Under) Expenditures	(46,462)	77,381	69,900
Operating Transfers In (Out)			
Revenue & Other Sources Over (Under) Expenditures & Other Uses	<u>(\$46,462)</u>		
Budgeted Net Revenues (Expenditures)			69,900
Current Estimated Revenues Over (Under) Expenditures		77,381	
Fund Balance, Beginning of Year		<u>3,681,275</u>	<u>3,758,656</u>
Projected Fund Balance, End of Year		<u><u>\$3,758,656</u></u>	<u><u>\$3,828,556</u></u>

Fund Balance use/increase depends on the number of employees that retire and have a sick bank balance.

County of Ottawa

Budget Summary

Budget Year Ending December 31, 2011

Debt Service Ottawa County Building Authority (5690-5695)	Prior Year Actual 12/31/2009	Current Year Estimated 12/31/2010	Adopted Budget 2011
Revenues:			
Intergovernmental Revenue			
Charges for Services			
Fines and Forfeits			
Interest on Investments			
Rental	\$2,779,913	\$2,388,857	\$2,382,589
Licenses and Permits			
Other Revenue			
Total Revenues	2,779,913	2,388,857	2,382,589
Expenditures:			
Judicial			
General Government			
Public Safety			
Public Works			
Health & Welfare			
Culture & Recreation			
Debt Service	3,542,113	3,151,432	3,145,464
Total Expenditures	3,542,113	3,151,432	3,145,464
Revenue Over (Under) Expenditures	(762,200)	(762,575)	(762,875)
Operating Transfers In (Out)	751,712	762,575	762,875
Revenue & Other Sources Over (Under) Expenditures & Other Uses	(\$10,488)		
Budgeted Net Revenues (Expenditures)			
Current Estimated Revenues Over (Under) Expenditures			
Fund Balance, Beginning of Year			
Projected Fund Balance, End of Year		None	None

County of Ottawa
Budget Summary
Budget Year Ending December 31, 2011

Capital Projects	Prior Year	Current Year	Adopted
Ottawa County Building	Actual	Estimated	Budget
<u>Authority (5690-5695)</u>	<u>12/31/2009</u>	<u>12/31/2010</u>	<u>2011</u>
Revenues:			
Intergovernmental Revenue			
Interest on Investments			
Rental			
Other Revenue			
Total Revenues			
Expenditures:			
Capital Projects	9,191,249	\$311,139	
Total Expenditures	9,191,249	311,139	
Revenue Over (Under) Expenditures	(9,191,249)	(311,139)	
Proceeds from Bond Issuance			
Premium on Bonds Issued			
Operating Transfers In (Out)	9,191,249	311,139	
Revenue & Other Sources Over (Under) Expenditures & Other Uses	<u><u> </u></u>		
Budgeted Net Revenues (Expenditures)			
Current Estimated Revenues Over (Under) Expenditures			
Fund Balance, Beginning of Year			
Projected Fund Balance, End of Year		<u><u>None</u></u>	<u><u>None</u></u>

County of Ottawa

Budget Summary

Budget Year Ending December 31, 2011

Permanent Fund	Prior Year	Current Year	Adopted
<u>Cemetery Trust (1500)</u>	Actual	Estimated	Budget
	<u>12/31/2009</u>	<u>12/31/2010</u>	<u>2011</u>
Revenues:			
Intergovernmental Revenue			
Charges for Services			
Fines and Forfeits			
Interest on Investments	\$97	\$17	\$8
Rental			
Licenses and Permits			
Other Revenue			
Total Revenues	97	17	8
Expenditures:			
Judicial			
General Government			\$606
Public Safety			
Public Works			
Health & Welfare			
Culture & Recreation			
Total Expenditures			606
Revenue Over (Under) Expenditures	97	17	(598)
Operating Transfers In (Out)			
Revenue & Other Sources Over (Under)			
Expenditures & Other Uses	\$97		
Budgeted Net Revenues (Expenditures)			(598)
Current Estimated Revenues Over (Under) Expenditures		17	
Fund Balance, Beginning of Year		<u>6,351</u>	<u>6,368</u>
Projected Fund Balance, End of Year		<u><u>\$6,368</u></u>	<u><u>\$5,770</u></u>

COUNTY OF OTTAWA
2011 BUDGET SUMMARY
OTHER FUNDS

FUND NUMBER	FUND NAME	2010 PROJECTED RETAINED EARNINGS	2011 REVENUE/ OPERATING TRANSFERS	2011 EXPENSES/ OPERATING TRANSFERS	2011 PROJECTED RETAINED EARNINGS
5160	Delinquent Tax Revolving Fund	\$24,499,371	\$2,717,910	\$2,761,967	24,455,314
5360	Land Bank Authority	0	30,000	0	30,000
6360	Information Technology	2,651,037	2,982,325	2,982,325	2,651,037
6450	Duplicating	688,431	102,698	113,103	678,026
6550	Telecommunications	3,021,544	626,447	715,425	2,932,566
6641	Equipment Pool	4,609,439	1,008,463	898,662	4,719,240
6770	Protected Self-Funded Programs	3,867,994	381,943	378,546	3,871,391
6771	Employee Insurance	2,600,849	14,939,097	14,338,782	3,201,164
6772	Protected Self-Funded Unemployment Insurance	592,598	160,853	408,751	344,700
6775	Long Term Disability Insurance	114,315	186,644	172,668	128,291
6780	Ottawa County, Michigan Insurance Authority Fund	10,096,485	2,192,000	1,348,628	10,939,857
6782	Protected Self-Funded Insurance - Mental Health	1,680,790	5,000	0	1,685,790
TOTAL OTHER FUNDS		<u>\$54,422,853</u>	<u>\$25,333,380</u>	<u>\$24,118,857</u>	<u>\$55,637,376</u>

COUNTY OF OTTAWA
COMPONENT UNITS BUDGET SUMMARY

FOR THE YEAR ENDED DECEMBER 31, 2011 ¹

	Ottawa County Road Commission (2010)	Ottawa County Central Dispatch Authority (2350)	Ottawa County Drain Commission	Ottawa County Public Utilities System	2011 Total Component Units
Revenues:					
Intergovernmental revenues	\$26,350,000	\$4,790,420		\$10,640,000	\$41,780,420
Charges for services			\$3,076,861	15,300,000	18,376,861
Interest on investments	50,000	20,000	43,677	10,000	123,677
Other	220,000	47,270			267,270
Total revenues	<u>26,620,000</u>	<u>4,857,690</u>	<u>3,120,538</u>	<u>25,950,000</u>	<u>60,548,228</u>
Expenditures:					
Current operations:					
General government					
Public safety		3,915,435			3,915,435
Public works	27,190,000		2,490,684	15,165,774	44,846,458
Capital Projects			4,000,000	17,120,000	21,120,000
Debt service:					
Principal			384,367	5,770,000	6,154,367
Interest and fiscal charges			31,810	4,730,000	4,761,810
Total expenditures	<u>27,190,000</u>	<u>3,915,435</u>	<u>6,906,861</u>	<u>42,785,774</u>	<u>80,798,070</u>
Revenues over (under) expenditures	<u>(570,000)</u>	<u>942,255</u>	<u>(3,786,323)</u>	<u>(16,835,774)</u>	<u>(20,249,842)</u>
Other financing sources (uses):					
General obligation bond proceeds			3,995,000		3,995,000
Total other financing sources (uses)			<u>3,995,000</u>		<u>3,995,000</u>
Revenues and other financing sources over (under) expenditures and other financing uses	<u>(570,000)</u>	<u>942,255</u>	<u>208,677</u>	<u>(16,835,774)</u>	<u>(16,254,842)</u>
Estimated fund balances, beginning of year,	<u>6,320,598</u>	<u>6,055,798</u>	<u>792,401</u>	<u>44,531,576</u>	<u>57,700,373</u>
Estimated fund balances, end of year	<u><u>\$5,750,598</u></u>	<u><u>\$6,998,053</u></u>	<u><u>\$1,001,078</u></u>	<u><u>\$27,695,802</u></u>	<u><u>\$41,445,531</u></u>

¹ The budget for the Ottawa County Road Commission is based on its fiscal year of September 30, 2011.