

Building Permits Issued for New Construction in Ottawa County
Annual Data (2012 - 2018)

All Residential and Non-Residential Building Permits ¹								
	2012	2013	2014	2015	2016	2017	2018	Percent Change (2017-2018)
Residential Single Family Homes								
Number of Permits Issued	616	798	772	860	975	1,007	991	-1.6% ↓
Construction Value of Permits (Millions)	\$128.7	\$174.5	\$179.0	\$217.5	\$258.3	\$270.8	\$283.1	4.5% ↑
Residential Mobile Homes								
Number of Permits Issued	215	161	158	175	170	289	260	-10.0% ↓
Construction Value of Permits (Millions)	\$3.6	\$3.7	\$3.4	\$3.1	\$2.9	\$9.1	\$8.9	-1.3% ↓
Residential Multi Family Homes²								
Number of Permits Issued	39	120	271	251	207	321	223	-30.5% ↓
Construction Value of Permits (Millions)	\$7.6	\$20.5	\$66.7	\$69.8	\$63.2	\$73.1	\$45.7	-37.4% ↓
Industrial Construction								
Number of Permits Issued	13	16	24	36	43	36	22	-38.9% ↓
Construction Value of Permits (Millions)	\$30.8	\$5.2	\$56.5	\$53.3	\$43.1	\$60.9	\$54.3	-10.7% ↓
All Other Non-Residential Construction³								
Number of Permits Issued	35	51	51	69	46	98	101	3.1% ↑
Construction Value of Permits (Millions)	\$20.7	\$30.3	\$58.1	\$56.8	\$57.4	\$89.3	\$104.2	16.7% ↑

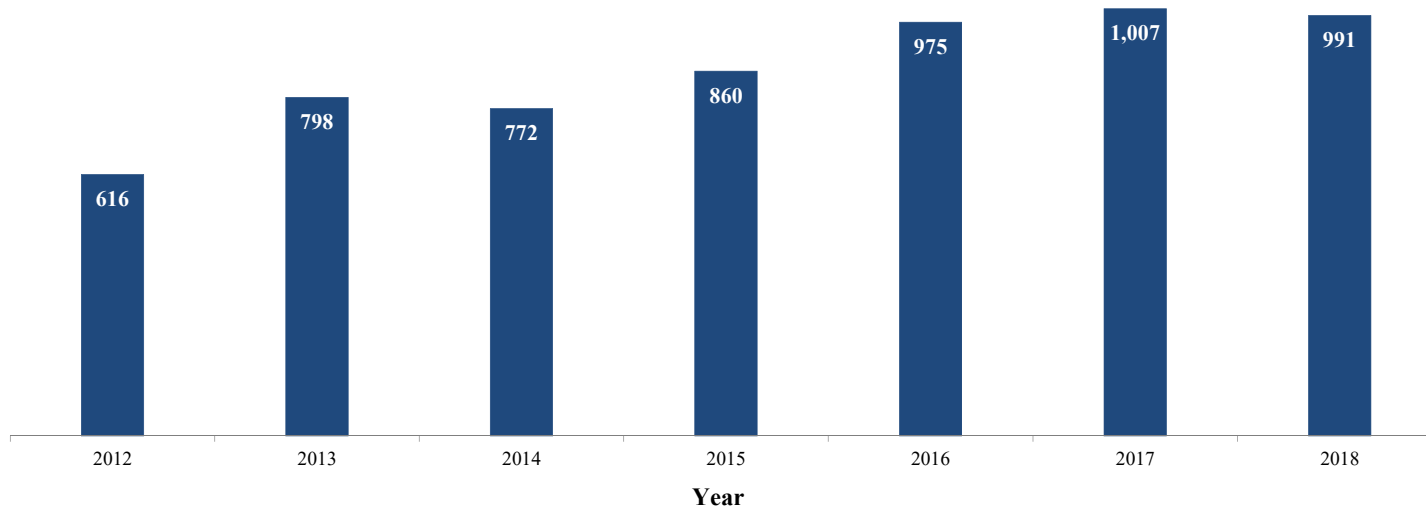
1. Includes data from all 24 local units of government.

2. Includes apartments, condominiums, duplexes, and townhouses

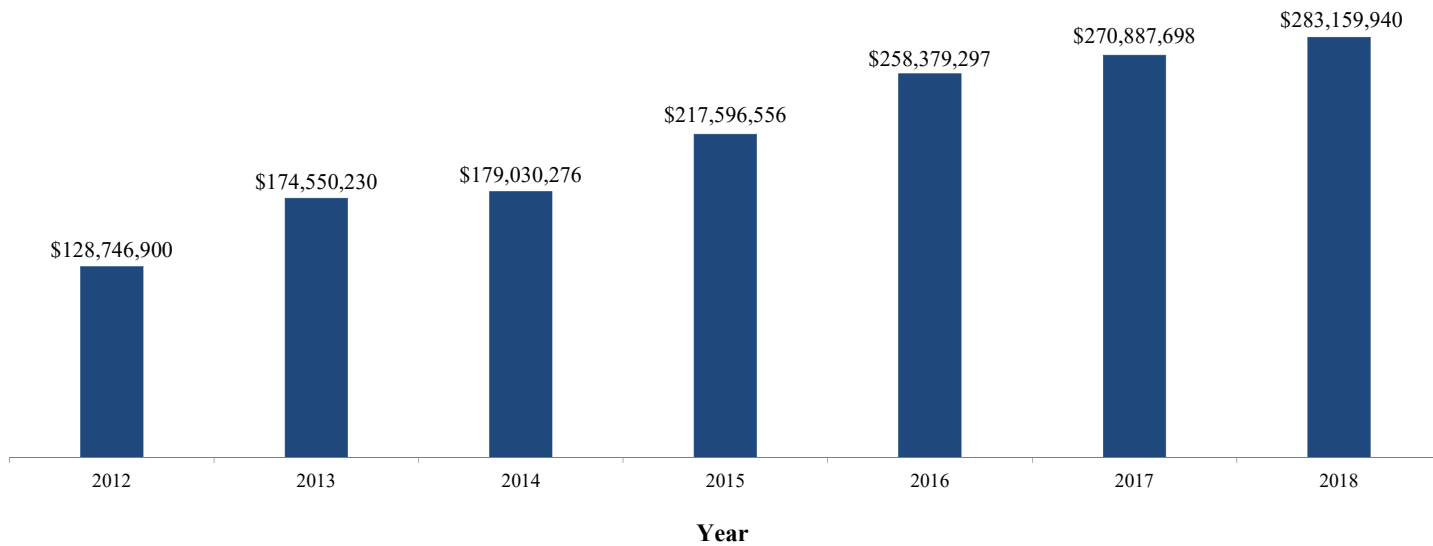
3. Includes all other non-residential construction (less industrial construction) such as retail, office, commercial, religious, education, and government

[REFER TO NEXT PAGE FOR GRAPHS]

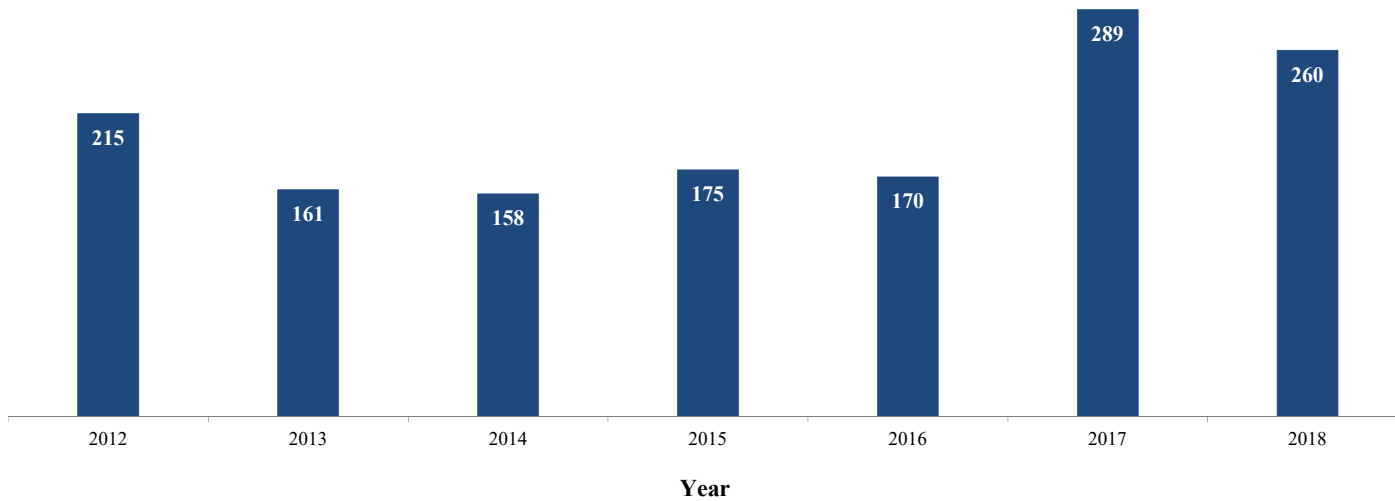
Number of New Residential Single Family Building Permits Issued in Ottawa County
Annual Data (2012 - 2018)



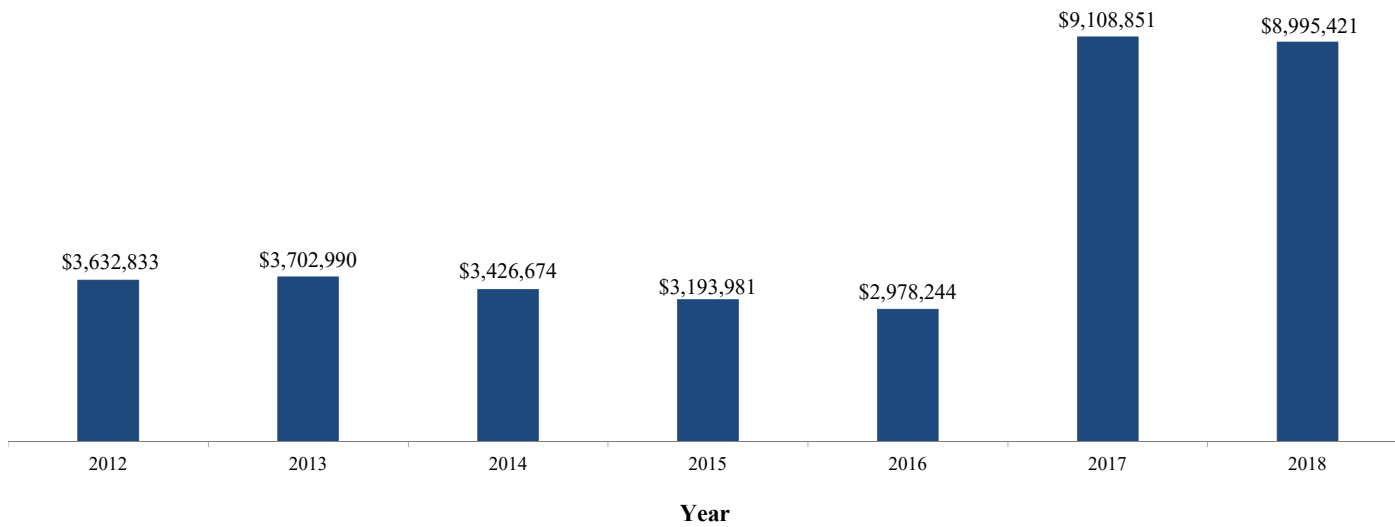
Construction Value of New Residential Single Family Building Permits Issued in Ottawa County
Annual Data (2012 - 2018)



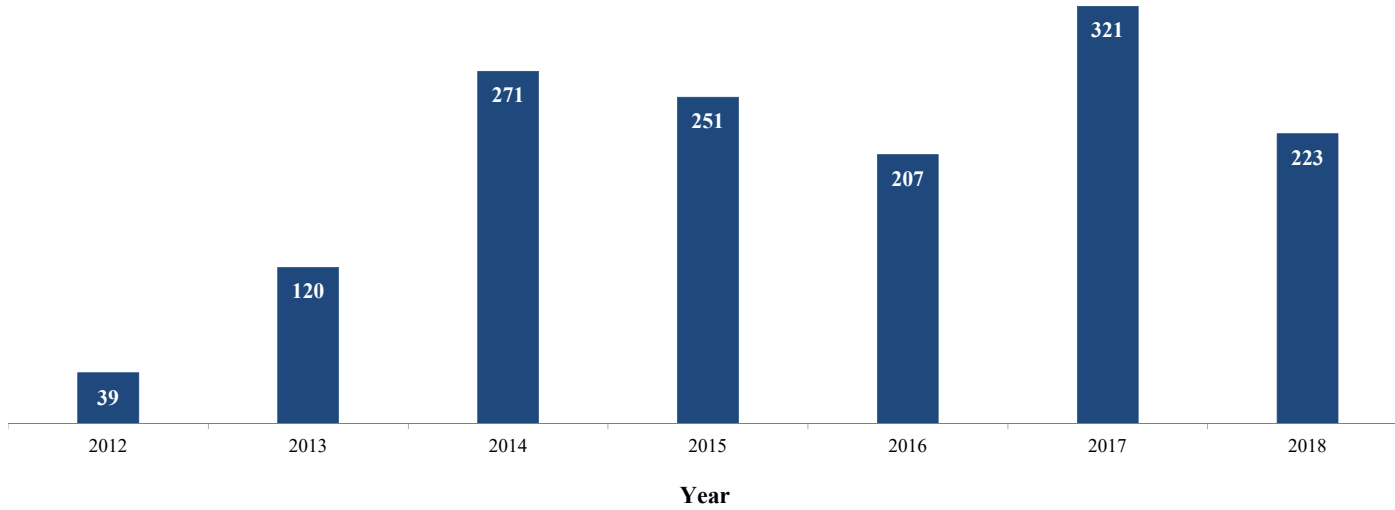
Number of New Residential Mobile Home Permits Issued in Ottawa County
Annual Data (2012 - 2018)



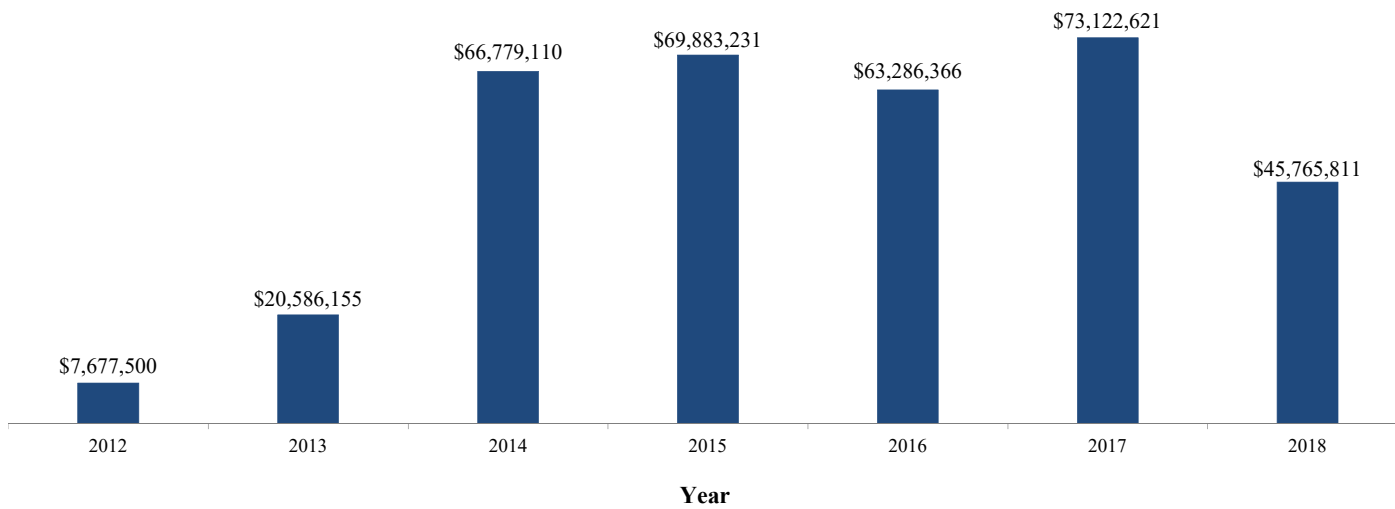
Construction Value of New Residential Mobile Home Permits Issued in Ottawa County
Annual Data (2012 - 2018)



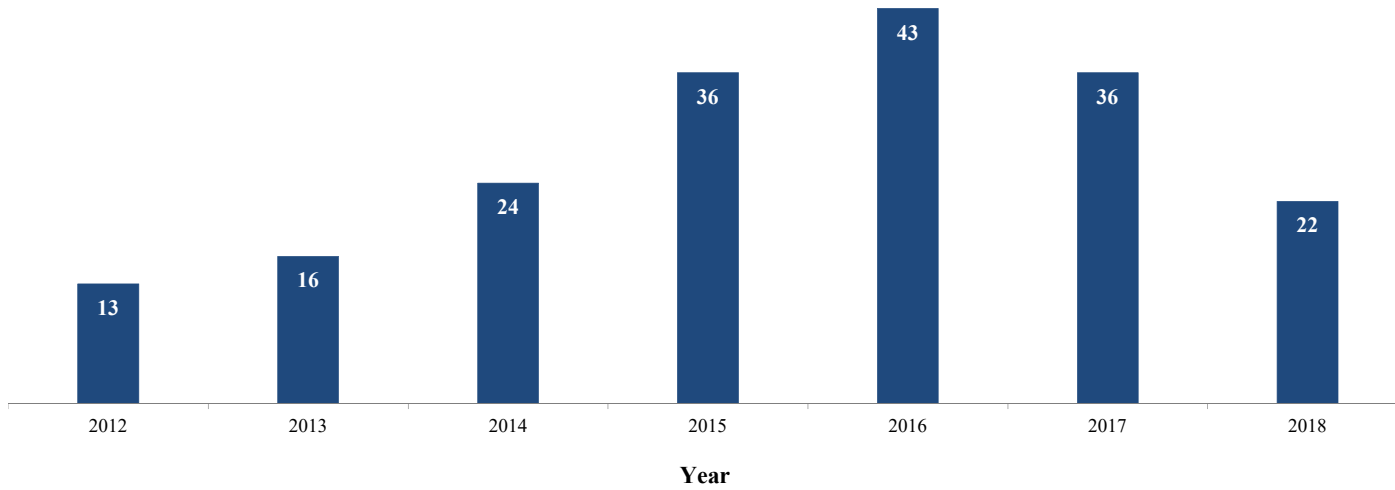
Number of New Residential Multi Family Building Permits Issued in Ottawa County
Annual Data (2012 - 2018)



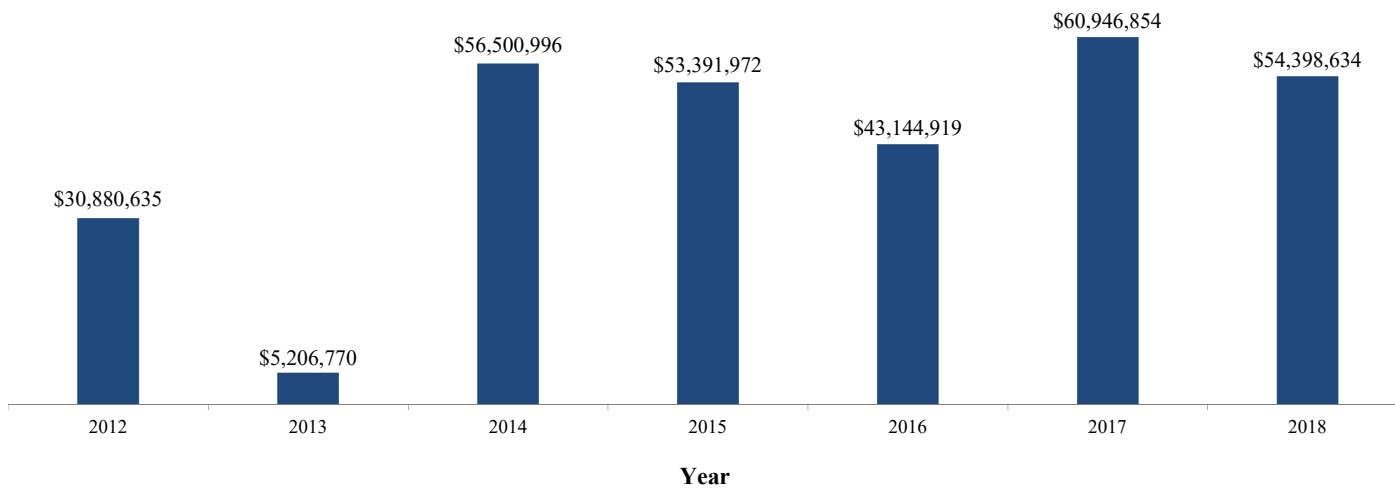
Construction Value of New Residential Multi Family Building Permits Issued in Ottawa County
Annual Data (2012 - 2018)



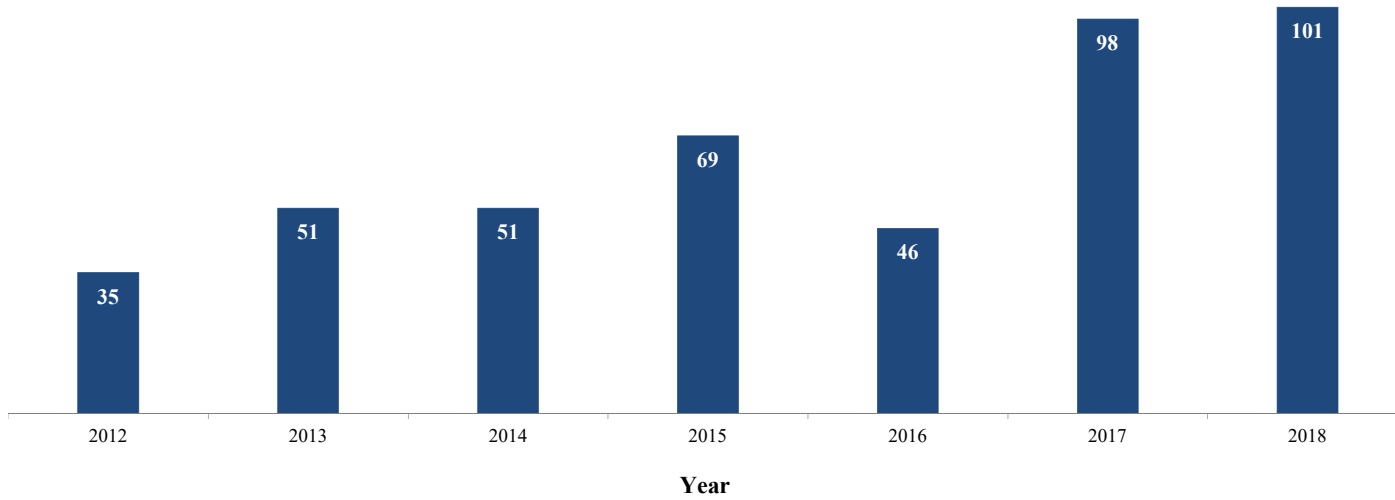
Number of New Industrial Building Permits Issued in Ottawa County
Annual Data (2012 - 2018)



Construction Value of New Industrial Building Permits Issued in Ottawa County
Annual Data (2012 - 2018)



Number of New Non-Residential (less Industrial) Building Permits Issued in Ottawa County
Annual Data (2012 - 2018)



Construction Value of New Non-Residential (less Industrial) Building Permits Issued in Ottawa County
Annual Data (2012 - 2018)

