




CMH of Ottawa County
MMBPIS Performance Indicator Dashboard

	Meets or exceeds target for goal
	Does not meet target for goal
	Close - Within 5 % of target

CMHSP/SUD MMBPIS Indicator #	Quarterly Measures	Target	Oct-Dec 2019	Jan-Mar 2020	Apr-Jun 2020	July-Sept 2020
Indicator #1	% of Pre-Admission Screening Dispositions 3 hrs or less - Children	95%	95.5%			
	% of Pre-Admission Screening Dispositions 3 hrs or less - Adults	95%	98.0%			
Indicator #2	F/F Assessment within 14 days --MIC	95%	100.0%			
	F/F Assessment within 14 days --MIA	95%	100.0%			
	F/F Assessment within 14 days --DDC	95%	-			
	F/F Assessment within 14 days --DDA	95%	100.0%			
	F/F Assessment within 14 days --SUD	95%	97.2%			
	F/F Assessment within 14 days -- Ottawa Total	95%	99.2%			
Indicator #3	Start of Service Within 14 Days --MIC	95%	96.7%			
	Start of Service Within 14 Days --MIA	95%	91.3%			
	Start of Service Within 14 Days --DDC	95%	-			
	Start of Service Within 14 Days --DDA	95%	100.0%			
	Start of Service Within 14 Days --SUD	95%	92.7%			
	Start of Service Within 14 Days -- Ottawa Total	95%	93.4%			
Indicator #4a	% Seen Within 7 Days of Inpatient Discharge - Children	95%	100.0%			
	% Seen Within 7 Days of Inpatient Discharge - Adults	95%	100.0%			
Indicator #4b	% Seen Within 7 Days of Detox Discharge - Persons	95%	100.0%			
Indicator #10	Inpatient Recidivism Rate - Children	15% or less	0.0%			
	Inpatient Recidivism Rate - Adults	15% or less	2.6%			