




CMH of Ottawa County
MMBPIS Performance Indicator Dashboard

	Meets or exceeds target for goal
	Does not meet target for goal
	Close - Within 5 % of target

CMHSP/SUD MMBPIS Indicator #	Quarterly Measures	Target	Oct-Dec 2018	Jan-Mar 2019	Apr-Jun 2019	July-Sept 2019
Indicator #1	% of Pre-Admission Screening Dispositions 3 hrs or less - Children	95%	100.0%	100.0%	100.0%	100.0%
	% of Pre-Admission Screening Dispositions 3 hrs or less - Adults	95%	100.0%	99.3%	99.3%	98.1%
Indicator #2	F/F Assessment within 14 days --MIC	95%	95.1%	100.0%	100.0%	100.0%
	F/F Assessment within 14 days --MIA	95%	98.9%	98.7%	100.0%	100.0%
	F/F Assessment within 14 days --DDC	95%	100.0%	-	100.0%	-
	F/F Assessment within 14 days --DDA	95%	100.0%	100.0%	100.0%	100.0%
	F/F Assessment within 14 days --SUD	95%	97.6%	94.9%	95.0%	93.0%
	F/F Assessment within 14 days -- Ottawa Total	95%	97.7%	97.6%	98.2%	98.1%
Indicator #3	Start of Service Within 14 Days --MIC	95%	93.3%	96.6%	96.9%	100.0%
	Start of Service Within 14 Days --MIA	95%	100.0%	96.6%	100.0%	93.9%
	Start of Service Within 14 Days --DDC	95%	100.0%	-	-	-
	Start of Service Within 14 Days --DDA	95%	75.0%	100.0%	100.0%	100.0%
	Start of Service Within 14 Days --SUD	95%	100.0%	98.4%	100.0%	90.5%
	Start of Service Within 14 Days -- Ottawa Total	95%	97.7%	97.5%	99.3%	93.9%
Indicator #4a	% Seen Within 7 Days of Inpatient Discharge - Children	95%	100.0%	100.0%	100.0%	100.0%
	% Seen Within 7 Days of Inpatient Discharge - Adults	95%	97.0%	100.0%	100.0%	100.0%
Indicator #4b	% Seen Within 7 Days of Detox Discharge - Persons	95%	100.0%	100.0%	100.0%	100.0%
Indicator #10	Inpatient Recidivism Rate - Children	15% or less	0.0%	16.7%	12.5%	0.0%
	Inpatient Recidivism Rate - Adults	15% or less	4.8%	5.9%	9.3%	5.1%