




CMH of Ottawa County
MMBPIS Performance Indicator Dashboard

	Meets or exceeds target for goal
	Does not meet target for goal
	Close - Within 5 % of target

CMHSP/SUD MMBPIS Indicator #	Quarterly Measures	Target	Oct-Dec 2020	Jan-Mar 2021	Apr-Jun 2021	July-Sept 2021
Indicator #1	% of Pre-Admission Screening Dispositions 3 hrs or less - Children	95%	100.0%	98.0%	100.0%	100.0%
	% of Pre-Admission Screening Dispositions 3 hrs or less - Adults	95%	98.0%	98.8%	100.0%	99.4%
Indicator #2a	Biopsychosocial within 14 days --MIC	no target	72.4%	71.1%	72.2%	68.6%
	Biopsychosocial within 14 days --MIA	no target	71.2%	73.6%	62.9%	59.7%
	Biopsychosocial within 14 days --DDC	no target	71.4%	71.4%	100.0%	80.0%
	Biopsychosocial within 14 days --DDA	no target	100.0%	69.2%	71.4%	52.6%
	Biopsychosocial within 14 days -- Ottawa Total	no target	73.6%	72.1%	68.3%	63.5%
Indicator #3	Ongoing Service within 14 days --MIC	no target	74.7%	52.1%	36.5%	61.2%
	Ongoing Service within 14 days --MIA	no target	77.0%	68.3%	75.0%	48.7%
	Ongoing Service within 14 days --DDC	no target	100.0%	100.0%	66.7%	50.0%
	Ongoing Service within 14 days --DDA	no target	85.7%	100.0%	90.9%	100.0%
	Ongoing Service within 14 days -- Ottawa Total	no target	76.7%	62.4%	53.7%	57.5%
Indicator #4a	% Seen Within 7 Days of Inpatient Discharge - Children	95%	100.0%	100.0%	100.0%	100.0%
	% Seen Within 7 Days of Inpatient Discharge - Adults	95%	100.0%	100.0%	100.0%	97.4%
Indicator #4b	% Seen Within 7 Days of Detox Discharge - Persons	95%	100.0%	100.0%	100.0%	100.0%
Indicator #10	Inpatient Recidivism Rate - Children	15% or less	0.0%	8.3%	4.8%	0.0%
	Inpatient Recidivism Rate - Adults	15% or less	7.5%	2.3%	4.8%	0.0%