




CMH of Ottawa County
MMBPIS Performance Indicator Dashboard

	Meets or exceeds target for goal
	Does not meet target for goal
	Close - Within 5 % of target

CMHSP/SUD MMBPIS Indicator #	Quarterly Measures	Target	Oct-Dec 2022	Jan-Mar 2023	Apr-Jun 2023	July-Sept 2023
Indicator #1	% of Pre-Admission Screening Dispositions 3 hrs or less - Children	95%	100.0%	99.0%	100.0%	
	% of Pre-Admission Screening Dispositions 3 hrs or less - Adults	95%	97.8%	99.0%	100.0%	
Indicator #2a	Biopsychosocial within 14 days --MIC	no target	45.4%	66.7%	53.9%	
	Biopsychosocial within 14 days --MIA	no target	68.9%	63.1%	54.2%	
	Biopsychosocial within 14 days --DDC	no target	45.5%	54.5%	53.8%	
	Biopsychosocial within 14 days --DDA	no target	78.9%	61.9%	40.9%	
	Biopsychosocial within 14 days -- Ottawa Total	no target	58.1%	63.9%	52.8%	
Indicator #3	Ongoing Service within 14 days --MIC	no target	46.6%	49.0%	50.8%	
	Ongoing Service within 14 days --MIA	no target	55.6%	44.1%	50.0%	
	Ongoing Service within 14 days --DDC	no target	50.0%	50.0%	60.0%	
	Ongoing Service within 14 days --DDA	no target	93.3%	90.0%	85.0%	
	Ongoing Service within 14 days -- Ottawa Total	no target	54.2%	49.7%	54.0%	
Indicator #4a	% Seen Within 7 Days of Inpatient Discharge - Children	95%	100.0%	100.0%	60.0%	
	% Seen Within 7 Days of Inpatient Discharge - Adults	95%	100.0%	97.2%	97.1%	
Indicator #4b	% Seen Within 7 Days of Detox Discharge - Persons	95%	100.0%	91.3%	100.0%	
Indicator #10	Inpatient Recidivism Rate - Children	15% or less	33.3%	7.1%	0.0%	
	Inpatient Recidivism Rate - Adults	15% or less	7.1%	4.4%	8.5%	