



*mi*Ottawa Department of
Public Health

Quarterly Reportable Disease Summary

Ottawa County

2014

Prepared January 30, 2015

12251 James Street • Holland, MI 49424-9661 • (616) 396-5266 • Fax (616) 393-5643
www.miottawa.org/mihealth

Intentionally blank

Table of Contents

Reportable Diseases Summary

2014

Click below to go directly to that section.

SECTION	PAGE
Q1 – January through March	5
Q2 – April through June	10
Q3 – July through September	15
Q4 – October through December	20

Intentionally blank



*mi*Ottawa Department of
Public Health

Quarter 1 Reportable Disease Summary 2014

The data in the Quarterly Disease Reports are provisional, based on current reports in the Michigan Disease Surveillance System (MDSS) made by local health departments. The MDSS is a dynamic, continually active system: counts of disease are constantly changing as cases are investigated, confirmed as cases, or ruled out as not meeting the case definition. Each Quarterly Disease Report reflects this constant activity as the numbers may slightly fluctuate each quarter. Therefore, it should be kept in mind that numbers in the Quarterly Disease Reports are NOT final and should be used only to generally monitor trends over time. Suspected, probable or laboratory confirmed cases of the reportable condition are included in the report.

Specific data requests and questions should be directed towards:

Marcia Mansaray, M.Sc.
Epidemiologist
mknol@miottawa.org
(616)494-5598

12251 James Street • Holland, MI 49424-9661 • (616) 396-5266 • Fax (616) 393-5643
www.miottawa.org/mihealth

Disease Group	Reportable Condition	Cases in Last 4 Quarters**				Q1 Cases by Year***			
		Q2-13	Q3-13	Q4-13	Q1-14	Q1-11	Q1-12	Q1-13	Q1-14
Foodborne	Amebiasis	-	-	-	1	-	-	-	1
	Botulism - Foodborne	-	-	-	-	-	-	-	-
	Campylobacter	17	22	10	8	17	20	18	8
	Cryptosporidiosis	-	4	1	3	-	1	2	3
	Escherichia coli O157:H7*	-	-	-	-	-	-	-	-
	Giardiasis	5	11	5	2	4	6	2	2
	Listeriosis	-	-	-	-	-	-	-	-
	Norovirus	1	-	-	6	9	6	1	6
	Salmonellosis	9	11	13	5	-	4	7	5
	Shiga toxin, E. Coli, Non O157*	-	-	-	-	-	-	-	-
	Shiga toxin, E. Coli, Unsp*	-	-	-	-	-	-	-	-
	Shiga toxin-producing Escherichia coli --(STEC)	3	3	1	1	2	2	3	1
	Shigellosis	5	3	2	-	-	-	-	-
	Typhoid Fever	-	-	-	-	-	-	-	-
	Yersinia enteritis	-	-	-	-	-	1	-	-
Foodborne Subtotal	40	54	32	26	32	40	33	26	
Influenza	Flu Like Disease*	5,743	1,991	8,190	8,908	15,978	11,396	15,192	8,908
	Influenza	1	4	9	12	18	3	32	12
	Influenza, 2009 Novel*	-	-	-	-	-	-	-	-
	Influenza, Novel	-	-	-	-	-	-	-	-
	Influenza Subtotal	5,744	1,995	8,199	8,920	15,996	11,399	15,224	8,920
Meningitis	Meningitis - Aseptic	1	11	5	3	5	1	2	3
	Meningitis - Bacterial Other	2	1	-	-	-	-	1	-
	Meningococcal Disease	-	-	-	-	-	-	-	-
	Streptococcus pneumoniae, Inv	4	-	4	4	4	2	5	4
	Meningitis Subtotal	7	12	9	7	9	3	8	7
Other	Anthrax	-	-	-	-	-	-	-	-
	Blastomycosis	-	-	1	-	-	-	-	-
	Botulism - Infant	-	-	-	-	-	-	-	-
	Botulism - Other	-	-	-	-	-	-	-	-
	Brucellosis	-	-	-	-	-	-	-	-
	Cholera	-	-	-	-	-	-	-	-
	Coccidioidomycosis	-	-	1	2	-	-	-	2
	Creutzfeldt-Jakob Disease	-	-	-	-	-	-	-	-
	Cryptococcosis	-	-	-	-	-	-	-	-
	Cyclosporiasis	-	-	-	-	-	-	-	-
	Encephalitis, Post Chickenpox	-	-	-	-	-	-	-	-
	Encephalitis, Post Mumps	-	-	-	-	-	-	-	-
	Encephalitis, Post Other	-	-	-	-	-	-	-	-
	Encephalitis, Primary	-	-	-	-	-	-	-	-
	Guillain-Barre Syndrome	-	-	1	-	-	2	-	-
	Hantavirus	-	-	-	-	-	-	-	-
	Hantavirus, Other	-	-	-	-	-	-	-	-
	Hantavirus, Pulmonary	-	-	-	-	-	-	-	-
	Hemolytic Uremic Syndrome	-	-	-	-	-	-	1	-
	Hemorrhagic Fever	-	-	-	-	-	-	-	-
	Hepatitis - Unspecified	-	-	-	-	-	-	-	-
	Histoplasmosis	7	3	6	2	3	3	3	2
Kawasaki	-	-	-	1	-	-	-	1	
Legionellosis	-	-	-	1	-	-	1	1	

Disease Group	Reportable Condition	Cases in Last 4 Quarters**				Q1 Cases by Year***			
		Q2-13	Q3-13	Q4-13	Q1-14	Q1-11	Q1-12	Q1-13	Q1-14
Other	Leprosy	-	-	-	-	-	-	-	-
	Leptospirosis	-	-	-	-	-	-	-	-
	Melioidosis	-	-	-	-	-	-	-	-
	Plague	-	-	-	-	-	-	-	-
	Psittacosis	-	-	-	-	-	-	-	-
	Q Fever*	-	-	-	-	1	1	-	-
	Q Fever Acute	-	-	-	-	1	1	-	-
	Q Fever Chronic	-	-	-	-	-	-	-	-
	Rabies Human	-	-	-	-	-	-	-	-
	Reye Syndrome	-	-	-	-	-	-	-	-
	Rheumatic Fever	-	-	1	-	-	-	-	-
	Rubella - Congenital	-	-	-	-	-	-	-	-
	Streptococcus pneumoniae, Drug Resistant	2	-	-	-	-	-	1	-
	Streptococcal Dis, Inv, Grp A	1	1	3	1	1	1	4	1
	Streptococcal Toxic Shock	1	-	-	-	-	-	1	-
	Toxic Shock	-	-	-	-	-	-	-	-
	Trachoma	-	-	-	-	-	-	-	-
	Trichinosis	-	-	-	-	-	-	-	-
	Tularemia	-	-	-	-	-	-	-	-
	Vibriosis - Non Cholera	-	1	-	1	-	-	-	1
VISA	-	-	-	-	-	-	-	-	
VRSA	-	-	-	-	-	-	-	-	
Other Subtotal		11	5	13	8	6	8	11	8
STD	Chancroid	-	-	-	-	-	-	-	-
	Chlamydia (Genital)	181	191	174	153	145	187	186	153
	Gonorrhea	21	22	19	22	19	16	29	22
	Granuloma Inguinale	-	-	-	-	-	-	-	-
	Lymphogranuloma venereum	-	-	-	-	-	-	-	-
	Syphilis - Congenital	-	-	-	-	-	-	-	-
	Syphilis - Early Latent	-	-	-	-	-	-	-	-
	Syphilis - Late Latent	-	-	-	-	-	-	-	-
	Syphilis - Late with Manifestations	-	-	-	-	-	-	-	-
	Syphilis - Latent of Unknown Duration	-	-	-	1	-	-	-	1
	Syphilis - Primary	-	-	-	-	-	-	-	-
	Syphilis - Secondary	-	-	-	-	1	-	-	-
STD Subtotal		202	213	193	176	165	203	215	176
Tuberculosis	Tuberculosis	-	1	1	-	2	-	1	-
	Mycobacterium - Other	-	7	5	2	5	1	4	2
	Tuberculosis Subtotal	0	8	6	2	7	1	5	2
VPD	Chickenpox (Varicella)	4	12	17	5	8	7	3	5
	Diphtheria	-	-	-	-	-	-	-	-
	H. influenzae Disease - Inv.	-	1	1	1	1	-	-	1
	Measles	-	-	-	-	-	-	-	-
	Mumps	-	-	-	-	-	-	-	-
	Pertussis	22	17	16	10	11	12	3	10
	Polio	-	-	-	-	-	-	-	-
	Rubella	-	-	-	-	-	-	-	-
	Shingles	1	-	1	3	-	5	1	3
	Tetanus	-	-	-	-	-	-	-	-
	VZ Infection, Unspecified	1	1	-	-	-	-	1	-
VPD Subtotal		28	31	35	19	20	24	8	19

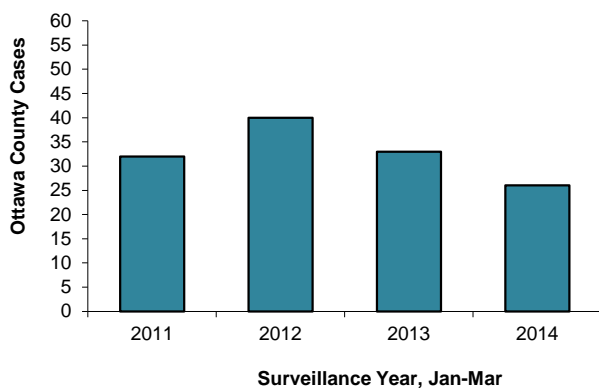
Disease Group	Reportable Condition	Cases in Last 4 Quarters**				Q1 Cases by Year***			
		Q2-13	Q3-13	Q4-13	Q1-14	Q1-11	Q1-12	Q1-13	Q1-14
Vectorborne	Babesiosis	-	-	-	-	-	-	-	-
	Dengue Fever	-	-	-	-	-	-	-	-
	Ehrlichiosis*	-	-	-	-	-	-	-	-
	Ehrlichiosis, Anaplasma phagocytophilum	-	-	-	-	-	-	-	-
	Ehrlichiosis, Ehrlichia chaffeensis	-	-	-	-	-	-	-	-
	Ehrlichiosis, Ehrlichia ewingii	-	-	-	-	-	-	-	-
	Ehrlichiosis, human granulocytic*	-	-	-	-	-	-	-	-
	Ehrlichiosis, human monocytic*	-	-	-	-	-	-	-	-
	Ehrlichiosis, human other/undetermined	-	-	-	-	-	-	-	-
	Ehrlichiosis human, other, unsp*	-	-	-	-	-	-	-	-
	Encephalitis, California	-	-	-	-	-	-	-	-
	Encephalitis, Eastern Equine	-	-	-	-	-	-	-	-
	Encephalitis, Powassan	-	-	-	-	-	-	-	-
	Encephalitis, St. Louis	-	-	-	-	-	-	-	-
	Encephalitis, Western Equine	-	-	-	-	-	-	-	-
	Lyme Disease	2	1	-	1	-	1	-	1
	Malaria	-	-	-	-	-	-	-	-
	Rickettsial Disease - Spotted Fever	-	-	-	-	-	-	-	-
	Rickettsial Disease - Typhus	-	-	-	-	-	-	-	-
	West Nile Virus	-	1	-	-	-	-	-	-
Yellow Fever	-	-	-	-	-	-	-	-	
Vectorborne Subtotal	2	2	0	1	0	1	0	1	
Viral Hepatitis	Hepatitis A	-	-	-	-	1	-	-	-
	Hepatitis B, Acute	-	-	-	-	-	-	-	-
	Hepatitis B, Chronic	3	2	5	3	7	2	5	3
	Hepatitis B, Perinatal	-	1	-	-	-	-	-	-
	Hepatitis C, Acute	-	-	-	-	1	-	-	-
	Hepatitis C, Chronic	16	12	12	12	18	12	12	12
	Hepatitis C, Unknown*	-	-	-	-	-	-	-	-
	Hepatitis D	-	-	-	-	-	-	-	-
	Hepatitis E	-	-	-	-	-	-	-	-
	Hepatitis Non A Non B	-	-	-	-	-	-	-	-
Viral Hepatitis Subtotal	19	15	17	15	27	14	17	15	
Total		6,053	2,335	8,504	9,174	16,262	11,693	15,521	9,174

*Indicates disease no longer reported into the MDSS on an individual cases basis.

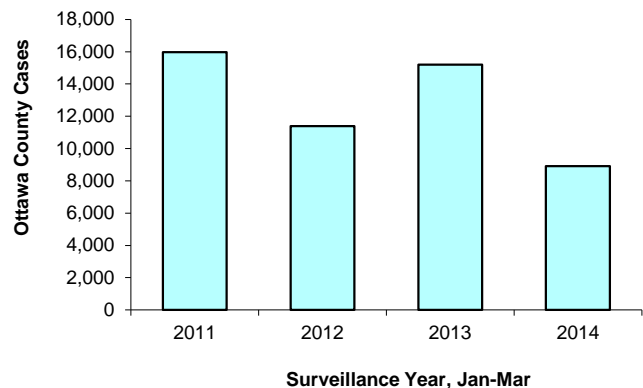
**Data for cases reported in last four quarters is based on week case was referred to the health department

***Data for cases reported in same quarter of last 4 years; Q1=January-March

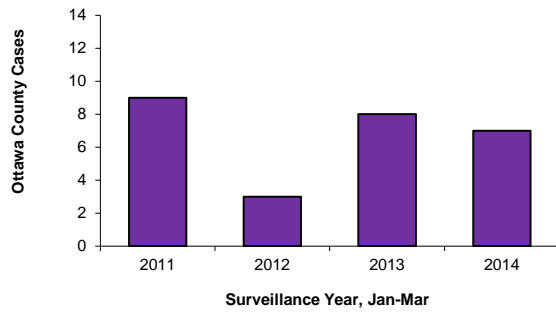
All Types of Foodborne Illness Cases in Ottawa County, Quarter 1 - Previous 4 Years



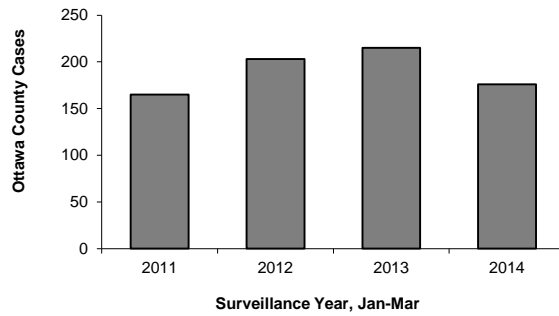
Flu-Like Disease Cases in Ottawa County, Quarter 1 - Previous 4 Years



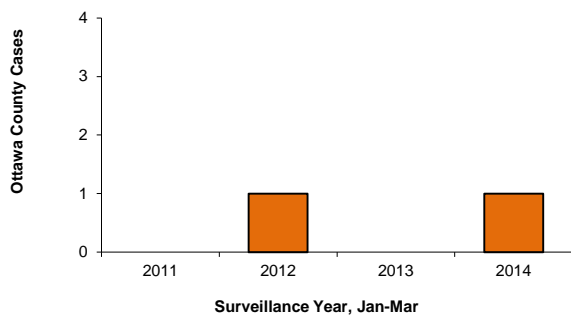
All Types of Meningitis Cases in Ottawa County, Quarter 1 - Previous 4 Years



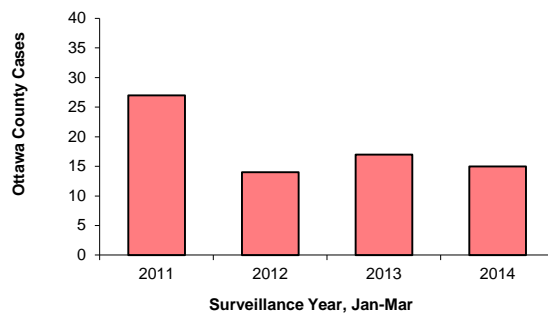
All Types of Sexually Transmitted Disease Cases in Ottawa County, Quarter 1 - Previous 4 Years



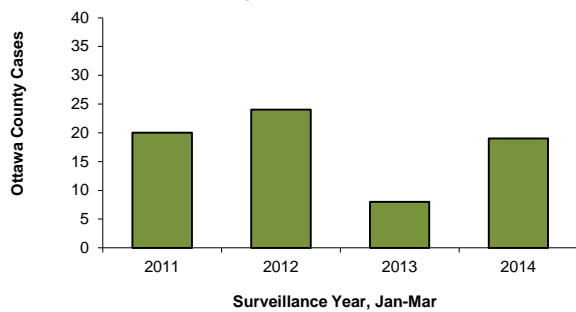
All Types of Vectorborne Disease Cases in Ottawa County, Quarter 1 - Previous 4 Years



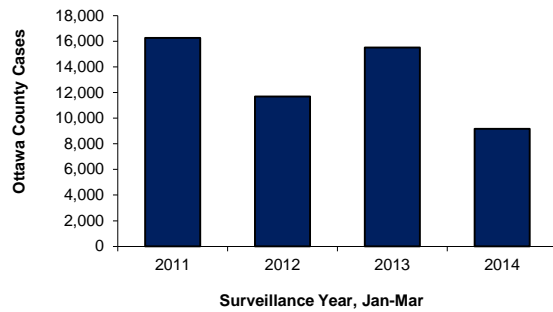
All Types of Viral Hepatitis Cases in Ottawa County, Quarter 1 - Previous 4 Years



All Types of Vaccine Preventable Disease Cases in Ottawa County, Quarter 1 - Previous 4 Years



All Reportable Disease Cases in Ottawa County, Quarter 1 - Previous 4 Years





*mi*Ottawa Department of
Public Health

Quarter 2 Reportable Disease Summary

2014

The data in the Quarterly Disease Reports are provisional, based on current reports in the Michigan Disease Surveillance System (MDSS) made by local health departments. The MDSS is a dynamic, continually active system: counts of disease are constantly changing as cases are investigated, confirmed as cases, or ruled out as not meeting the case definition. Each Quarterly Disease Report reflects this constant activity as the numbers may slightly fluctuate each quarter. Therefore, it should be kept in mind that numbers in the Quarterly Disease Reports are NOT final and should be used only to generally monitor trends over time. Suspected, probable or laboratory confirmed cases of the reportable condition are included in the report.

Specific data requests and questions should be directed towards:

Marcia Mansaray, M.Sc.
Epidemiologist
mknol@miottawa.org
(616)494-5598

12251 James Street • Holland, MI 49424-9661 • (616) 396-5266 • Fax (616) 393-5643
www.miottawa.org/mihealth

Disease Group	Reportable Condition	Cases in Last 4 Quarters**				Q2 Cases by Year***			
		Q3-13	Q4-13	Q1-14	Q2-14	Q2-11	Q2-12	Q2-13	Q2-14
Foodborne	Amebiasis	-	-	1	-	-	-	-	-
	Botulism - Foodborne	-	-	-	-	-	-	-	-
	Campylobacter	22	10	8	9	15	18	17	9
	Cryptosporidiosis	4	1	3	3	2	1	-	3
	Escherichia coli O157:H7*	-	-	-	-	-	-	-	-
	Giardiasis	11	5	2	6	1	13	5	6
	Listeriosis	-	-	-	-	-	-	-	-
	Norovirus	-	-	6	5	1	-	1	5
	Salmonellosis	11	13	5	11	6	3	9	11
	Shiga toxin, E. Coli, Non O157*	-	-	-	-	-	-	-	-
	Shiga toxin, E. Coli, Unsp*	-	-	-	-	-	-	-	-
	Shiga toxin-producing Escherichia coli --(STEC)	3	1	1	2	2	-	3	2
	Shigellosis	3	2	-	-	3	1	5	-
	Typhoid Fever	-	-	-	-	-	-	-	-
Yersinia enteritis	-	-	-	-	-	-	-	-	
Foodborne Subtotal	54	32	26	36	30	36	40	36	
Influenza	Flu Like Disease*	1,991	8,190	8,908	5,216	6,214	4,741	5,743	5,216
	Influenza	4	9	12	1	5	6	1	1
	Influenza, 2009 Novel*	-	-	-	-	-	-	-	-
	Influenza, Novel	-	-	-	-	-	-	-	-
	Influenza Subtotal	1,995	8,199	8,920	5,217	6,219	4,747	5,744	5,217
Meningitis	Meningitis - Aseptic	11	5	3	6	4	1	1	6
	Meningitis - Bacterial Other	1	-	-	3	1	-	2	3
	Meningococcal Disease	-	-	-	-	1	-	-	-
	Streptococcus pneumoniae, Inv	-	4	4	5	5	4	4	5
	Meningitis Subtotal	12	9	7	14	11	5	7	14
Other	Anthrax	-	-	-	-	-	-	-	-
	Blastomycosis	-	1	-	1	-	-	-	1
	Botulism - Infant	-	-	-	-	-	-	-	-
	Botulism - Other	-	-	-	-	-	-	-	-
	Brucellosis	-	-	-	-	-	-	-	-
	Cholera	-	-	-	-	-	-	-	-
	Coccidioidomycosis	-	1	2	1	-	1	-	1
	Creutzfeldt-Jakob Disease	-	-	-	-	-	-	-	-
	Cryptococcosis	-	-	-	-	-	-	-	-
	Cyclosporiasis	-	-	-	-	-	-	-	-
	Encephalitis, Post Chickenpox	-	-	-	-	-	-	-	-
	Encephalitis, Post Mumps	-	-	-	-	-	-	-	-
	Encephalitis, Post Other	-	-	-	-	-	-	-	-
	Encephalitis, Primary	-	-	-	-	-	-	-	-
	Guillain-Barre Syndrome	-	1	-	-	1	1	-	-
	Hantavirus	-	-	-	-	-	-	-	-
	Hantavirus, Other	-	-	-	-	-	-	-	-
	Hantavirus, Pulmonary	-	-	-	-	-	-	-	-
	Hemolytic Uremic Syndrome	-	-	-	-	-	-	-	-
	Hemorrhagic Fever	-	-	-	-	-	-	-	-
	Hepatitis - Unspecified	-	-	-	-	-	-	-	-
	Histoplasmosis	3	6	2	1	2	3	7	1
	Kawasaki	-	-	1	-	-	-	-	-
Legionellosis	-	-	1	-	-	-	-	-	

Disease Group	Reportable Condition	Cases in Last 4 Quarters**				Q2 Cases by Year***			
		Q3-13	Q4-13	Q1-14	Q2-14	Q2-11	Q2-12	Q2-13	Q2-14
Other	Leprosy	-	-	-	-	-	-	-	-
	Leptospirosis	-	-	-	-	-	-	-	-
	Melioidosis	-	-	-	-	-	-	-	-
	Plague	-	-	-	-	-	-	-	-
	Psittacosis	-	-	-	-	-	-	-	-
	Q Fever*	-	-	-	-	-	-	-	-
	Q Fever Acute	-	-	-	-	-	-	-	-
	Q Fever Chronic	-	-	-	-	-	-	-	-
	Rabies Human	-	-	-	-	-	-	-	-
	Reye Syndrome	-	-	-	-	-	-	-	-
	Rheumatic Fever	-	1	-	-	-	-	-	-
	Rubella - Congenital	-	-	-	-	-	-	-	-
	Streptococcus pneumoniae, Drug Resistant	-	-	-	1	2	3	2	1
	Streptococcal Dis, Inv, Grp A	1	3	1	3	4	4	1	3
	Streptococcal Toxic Shock	-	-	-	-	-	-	1	-
	Toxic Shock	-	-	-	-	-	1	-	-
	Trachoma	-	-	-	-	-	-	-	-
	Trichinosis	-	-	-	-	-	-	-	-
	Tularemia	-	-	-	-	-	-	-	-
	Vibriosis - Non Cholera	1	-	1	-	-	-	-	-
	VISA	-	-	-	-	-	-	-	-
VRSA	-	-	-	-	-	-	-	-	
Other Subtotal	5	13	8	7	9	13	11	7	
STD	Chancroid	-	-	-	-	-	-	-	-
	Chlamydia (Genital)	191	174	153	185	134	207	181	185
	Gonorrhea	22	19	22	16	19	17	21	16
	Granuloma Inguinale	-	-	-	-	-	-	-	-
	Lymphogranuloma venereum	-	-	-	-	-	-	-	-
	Syphilis - Congenital	-	-	-	-	-	-	-	-
	Syphilis - Early Latent	-	-	-	-	-	-	-	-
	Syphilis - Late Latent	-	-	-	-	-	-	-	-
	Syphilis - Late with Manifestations	-	-	-	-	-	-	-	-
	Syphilis - Latent of Unknown Duration	-	-	1	1	1	-	-	1
	Syphilis - Primary	-	-	-	-	-	-	-	-
	Syphilis - Secondary	-	-	-	1	-	-	-	1
	STD Subtotal	213	193	176	203	154	224	202	203
Tuberculosis	Tuberculosis	1	1	-	1	1	-	-	1
	Mycobacterium - Other	7	5	2	11	2	4	-	11
	Tuberculosis Subtotal	8	6	2	12	3	4	-	12
VPD	Chickenpox (Varicella)	12	17	5	6	2	6	4	6
	Diphtheria	-	-	-	-	-	-	-	-
	H. influenzae Disease - Inv.	1	1	1	1	-	-	-	1
	Measles	-	-	-	-	-	-	-	-
	Mumps	-	-	-	-	-	-	-	-
	Pertussis	17	16	10	2	6	24	22	2
	Polio	-	-	-	-	-	-	-	-
	Rubella	-	-	-	-	-	-	-	-
	Shingles	-	1	3	1	1	-	1	1
	Tetanus	-	-	-	-	-	-	-	-
	VZ Infection, Unspecified	1	-	-	-	1	-	1	-
	VPD Subtotal	31	35	19	10	10	30	28	10

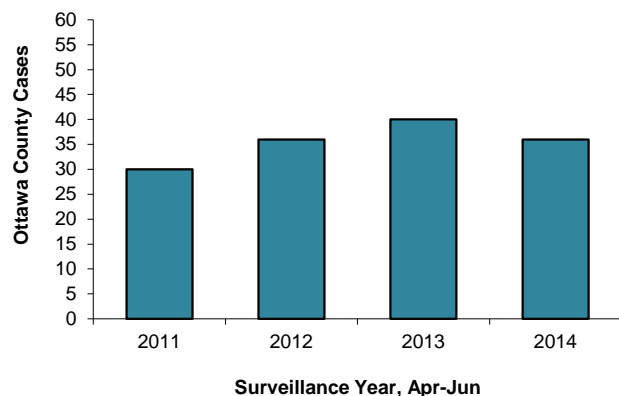
Disease Group	Reportable Condition	Cases in Last 4 Quarters**				Q2 Cases by Year***			
		Q3-13	Q4-13	Q1-14	Q2-14	Q2-11	Q2-12	Q2-13	Q2-14
Vectorborne	Babesiosis	-	-	-	-	-	-	-	-
	Dengue Fever	-	-	-	-	-	-	-	-
	Ehrlichiosis*	-	-	-	-	-	-	-	-
	Ehrlichiosis, Anaplasma phagocytophilum	-	-	-	-	-	-	-	-
	Ehrlichiosis, Ehrlichia chaffeensis	-	-	-	-	-	-	-	-
	Ehrlichiosis, Ehrlichia ewingii	-	-	-	-	-	-	-	-
	Ehrlichiosis, human granulocytic*	-	-	-	-	-	-	-	-
	Ehrlichiosis, human monocytic*	-	-	-	-	-	-	-	-
	Ehrlichiosis, human other/undetermined	-	-	-	-	-	-	-	-
	Ehrlichiosis human, other, unsp*	-	-	-	-	-	-	-	-
	Encephalitis, California	-	-	-	-	-	-	-	-
	Encephalitis, Eastern Equine	-	-	-	-	-	-	-	-
	Encephalitis, Powassan	-	-	-	-	-	-	-	-
	Encephalitis, St. Louis	-	-	-	-	-	-	-	-
	Encephalitis, Western Equine	-	-	-	-	-	-	-	-
	Lyme Disease	1	-	1	-	2	2	2	-
	Malaria	-	-	-	1	-	-	-	1
	Rickettsial Disease - Spotted Fever	-	-	-	-	-	-	-	-
	Rickettsial Disease - Typhus	-	-	-	-	-	-	-	-
	West Nile Virus	1	-	-	-	-	-	-	-
Yellow Fever	-	-	-	-	-	-	-	-	
Vectorborne Subtotal	2	-	1	1	2	2	2	1	
Viral Hepatitis	Hepatitis A	-	-	-	-	-	-	-	-
	Hepatitis B, Acute	-	-	-	-	-	1	-	-
	Hepatitis B, Chronic	2	5	3	4	3	7	3	4
	Hepatitis B, Perinatal	1	-	-	-	-	-	-	-
	Hepatitis C, Acute	-	-	-	-	-	-	-	-
	Hepatitis C, Chronic	12	12	12	16	21	16	16	16
	Hepatitis C, Unknown*	-	-	-	1	-	-	-	1
	Hepatitis D	-	-	-	-	-	-	-	-
	Hepatitis E	-	-	-	-	-	-	-	-
	Hepatitis Non A Non B	-	-	-	-	-	-	-	-
Viral Hepatitis Subtotal	15	17	15	21	24	24	19	21	
Total	2,335	8,504	9,174	5,521	6,462	5,085	6,053	5,521	

*Indicates disease no longer reported into the MDSS on an individual cases basis.

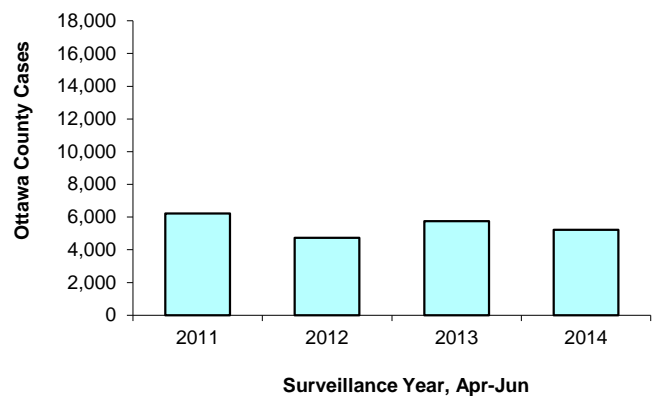
**Data for cases reported in last four quarters is based on week case was referred to the health department

***Data for cases reported in same quarter of last 4 years; Q2=April-June

All Types of Foodborne Illness Cases in Ottawa, County, Quarter 2 - Previous 4 Years

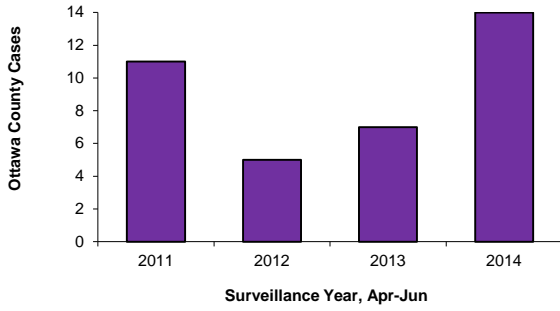


Flu-Like Disease Cases in Ottawa County, Quarter 2 - Previous 4 Years

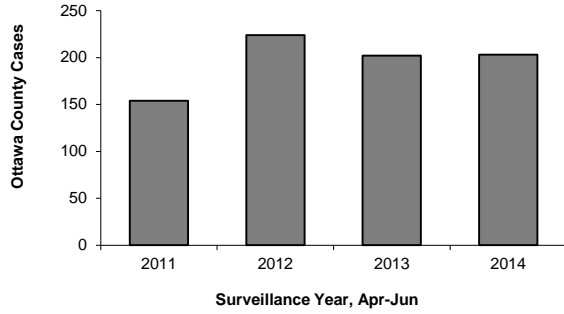


Q2 GRAPHS, cont'd:

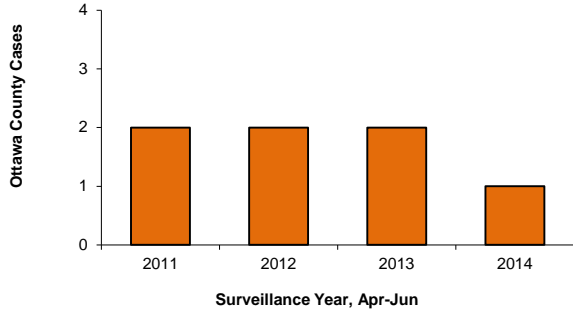
All Types of Meningitis Cases in Ottawa County, Quarter 2 - Previous 4 Years



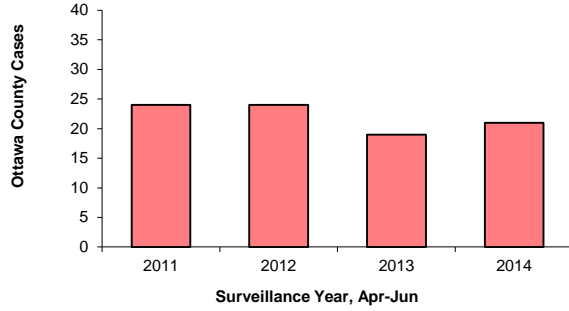
All Types of Sexually Transmitted Disease Cases in Ottawa County, Quarter 2 - Previous 4 Years



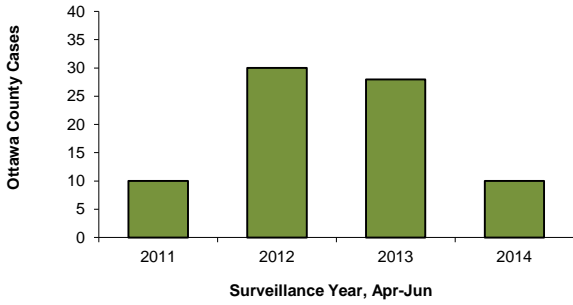
All Types of Vectorborne Disease Cases in Ottawa County, Quarter 2 - Previous 4 Years



All Types of Viral Hepatitis Cases in Ottawa County, Quarter 2 - Previous 4 Years



All Types of Vaccine Preventable Disease Cases in Ottawa County, Quarter 2 - Previous 4 Years



All Reportable Disease Cases in Ottawa County, Quarter 2 - Previous 4 Years





*mi*Ottawa Department of
Public Health

Quarter 3 Reportable Disease Summary

2014

The data in the Quarterly Disease Reports are provisional, based on current reports in the Michigan Disease Surveillance System (MDSS) made by local health departments. The MDSS is a dynamic, continually active system: counts of disease are constantly changing as cases are investigated, confirmed as cases, or ruled out as not meeting the case definition. Each Quarterly Disease Report reflects this constant activity as the numbers may slightly fluctuate each quarter. Therefore, it should be kept in mind that numbers in the Quarterly Disease Reports are NOT final and should be used only to generally monitor trends over time. Suspected, probable or laboratory confirmed cases of the reportable condition are included in the report.

Specific data requests and questions should be directed towards:

Marcia Mansaray, M.Sc.
Epidemiologist
mknol@miottawa.org
(616)494-5598

12251 James Street • Holland, MI 49424-9661 • (616) 396-5266 • Fax (616) 393-5643
www.miottawa.org/mihealth

Disease Group	Reportable Condition	Cases in Last 4 Quarters**				Q3 Cases by Year***			
		Q4-13	Q1-14	Q2-14	Q3-14	Q3-11	Q3-12	Q3-13	Q3-14
Other	Leptospirosis	-	-	-	-	-	-	-	-
	Melioidosis	-	-	-	-	-	-	-	-
	Plague	-	-	-	-	-	-	-	-
	Psittacosis	-	-	-	-	-	-	-	-
	Q Fever*	-	-	-	-	-	-	-	-
	Q Fever Acute	-	-	-	-	-	-	-	-
	Q Fever Chronic	-	-	-	-	-	-	-	-
	Rabies Human	-	-	-	-	-	-	-	-
	Reye Syndrome	-	-	-	-	-	-	-	-
	Rheumatic Fever	1	-	-	-	-	-	-	-
	Rubella - Congenital	-	-	-	-	-	-	-	-
	Streptococcus pneumoniae, Drug Resistant	-	-	1	-	-	1	-	-
	Streptococcal Dis, Inv, Grp A	3	1	3	3	1	4	1	3
	Streptococcal Toxic Shock	-	-	-	-	-	1	-	-
	Toxic Shock	-	-	-	-	-	-	-	-
	Trachoma	-	-	-	-	-	-	-	-
	Trichinosis	-	-	-	-	-	-	-	-
	Tularemia	-	-	-	-	-	-	-	-
	Vibriosis - Non Cholera	-	1	-	1	-	-	1	1
	VISA	-	-	-	-	-	-	-	-
VRSA	-	-	-	-	-	-	-	-	
Other Subtotal		13	8	7	8	7	13	5	8
STD	Chancroid	-	-	-	-	-	-	-	-
	Chlamydia (Genital)	174	153	185	205	150	181	191	205
	Gonorrhea	19	22	16	27	14	21	22	27
	Granuloma Inguinale	-	-	-	-	-	-	-	-
	Lymphogranuloma venereum	-	-	-	-	-	-	-	-
	Syphilis - Congenital	-	-	-	-	-	-	-	-
	Syphilis - Early Latent	-	-	-	-	-	-	-	-
	Syphilis - Late Latent	-	-	-	-	-	-	-	-
	Syphilis - Late with Manifestations	-	-	-	-	-	-	-	-
	Syphilis - Latent of Unknown Duration	-	1	1	1	-	-	-	1
	Syphilis - Primary	-	-	-	-	-	-	-	-
	Syphilis - Secondary	-	-	1	-	2	-	-	-
STD Subtotal		193	176	203	233	166	202	213	233
Tuberculosis	Tuberculosis	1	-	1	2	-	1	1	2
	Mycobacterium - Other	5	2	11	3	4	1	7	3
	Tuberculosis Subtotal	6	2	12	5	4	2	8	5
VPD	Chickenpox (Varicella)	17	5	6	4	4	4	12	4
	Diphtheria	-	-	-	-	-	-	-	-
	H. influenzae Disease - Inv.	1	1	1	-	1	-	1	-
	Measles	-	-	-	-	-	-	-	-
	Mumps	-	-	-	-	-	-	-	-
	Pertussis	16	10	2	8	9	15	17	8
	Polio	-	-	-	-	-	-	-	-
	Rubella	-	-	-	-	-	-	-	-
	Shingles	1	3	1	6	1	-	-	6
	Tetanus	-	-	-	-	-	-	-	-
	VZ Infection, Unspecified	-	-	-	-	-	-	1	-
VPD Subtotal		35	19	10	18	15	19	31	18

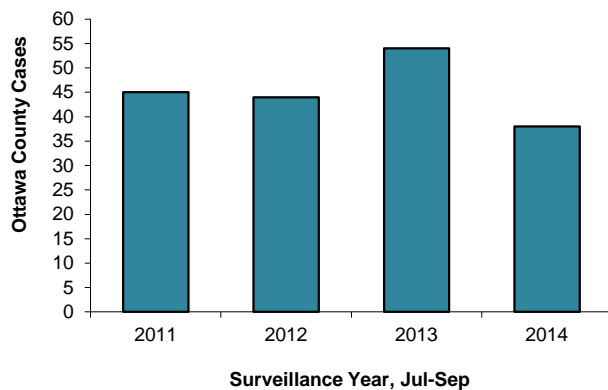
Disease Group	Reportable Condition	Cases in Last 4 Quarters**				Q3 Cases by Year***			
		Q4-13	Q1-14	Q2-14	Q3-14	Q3-11	Q3-12	Q3-13	Q3-14
Vectorborne	Babesiosis	-	-	-	-	-	-	-	-
	Dengue Fever	-	-	-	-	-	-	-	-
	Ehrlichiosis*	-	-	-	-	-	-	-	-
	Ehrlichiosis, Anaplasma phagocytophilum	-	-	-	-	-	-	-	-
	Ehrlichiosis, Ehrlichia chaffeensis	-	-	-	-	-	-	-	-
	Ehrlichiosis, Ehrlichia ewingii	-	-	-	-	-	-	-	-
	Ehrlichiosis, human granulocytic*	-	-	-	-	-	-	-	-
	Ehrlichiosis, human monocytic*	-	-	-	-	-	-	-	-
	Ehrlichiosis, human other/undetermined	-	-	-	-	-	-	-	-
	Ehrlichiosis human, other, unsp*	-	-	-	-	-	-	-	-
	Encephalitis, California	-	-	-	-	-	-	-	-
	Encephalitis, Eastern Equine	-	-	-	-	-	-	-	-
	Encephalitis, Powassan	-	-	-	-	-	-	-	-
	Encephalitis, St. Louis	-	-	-	-	-	-	-	-
	Encephalitis, Western Equine	-	-	-	-	-	-	-	-
	Lyme Disease	-	1	-	2	2	1	1	2
	Malaria	-	-	1	-	1	-	-	-
	Rickettsial Disease - Spotted Fever	-	-	-	-	-	-	-	-
	Rickettsial Disease - Typhus	-	-	-	-	-	-	-	-
	West Nile Virus	-	-	-	-	-	1	1	-
Yellow Fever	-	-	-	-	-	-	-	-	
Vectorborne Subtotal	0	1	1	2	3	2	2	2	
Viral Hepatitis	Hepatitis A	-	-	-	-	-	3	-	-
	Hepatitis B, Acute	-	-	-	-	-	-	-	-
	Hepatitis B, Chronic	5	3	4	2	4	5	2	2
	Hepatitis B, Perinatal	-	-	-	-	-	-	1	-
	Hepatitis C, Acute	-	-	-	1	-	-	-	1
	Hepatitis C, Chronic	12	12	16	11	9	20	12	11
	Hepatitis C, Unknown*	-	-	1	-	-	-	-	-
	Hepatitis D	-	-	-	-	-	-	-	-
	Hepatitis E	-	-	-	-	-	-	-	-
	Hepatitis Non A Non B	-	-	-	-	-	-	-	-
Viral Hepatitis Subtotal	17	15	21	14	13	28	15	14	
Total	8,504	9,174	5,521	3,381	2,604	2,668	2,335	3,381	

*Indicates disease no longer reported into the MDSS on an individual cases basis.

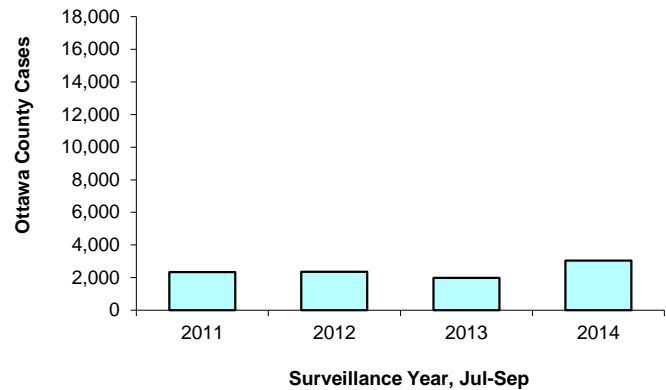
**Data for cases reported in last four quarters is based on week case was referred to the health department

***Data for cases reported in same quarter of last 4 years; Q3=July-September

All Types of Foodborne Illness Cases in Ottawa, County, Quarter 3 - Previous 4 Years

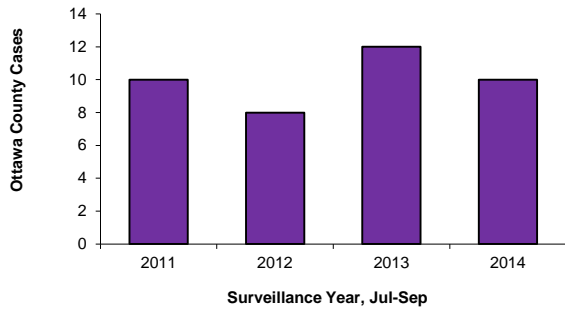


Flu-Like Disease Cases in Ottawa County, Quarter 3 - Previous 4 Years

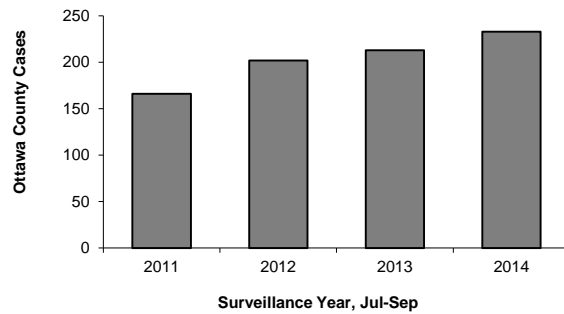


Q3 GRAPHS, cont'd:

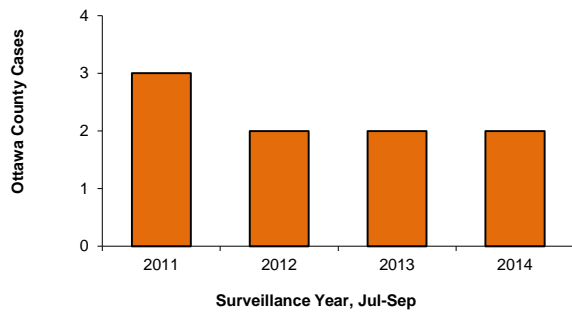
All Types of Meningitis Cases in Ottawa County, Quarter 3 - Previous 4 Years



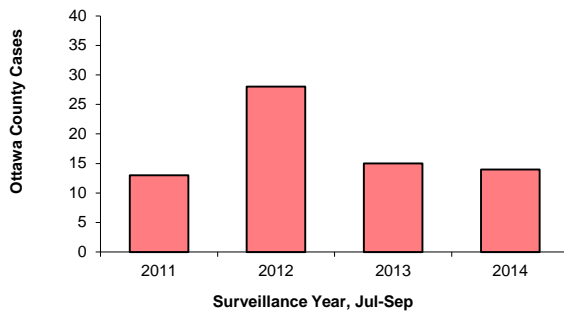
All Types of Sexually Transmitted Disease Cases in Ottawa County, Quarter 3 - Previous 4 Years



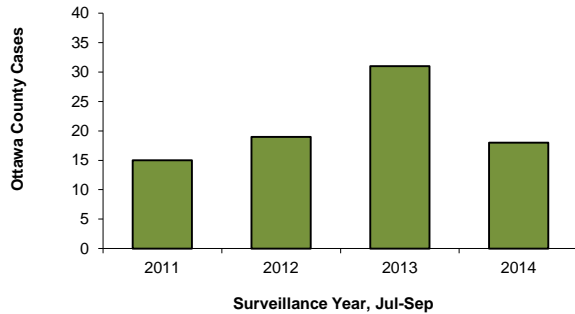
All Types of Vectorborne Disease Cases in Ottawa County, Quarter 3 - Previous 4 Years



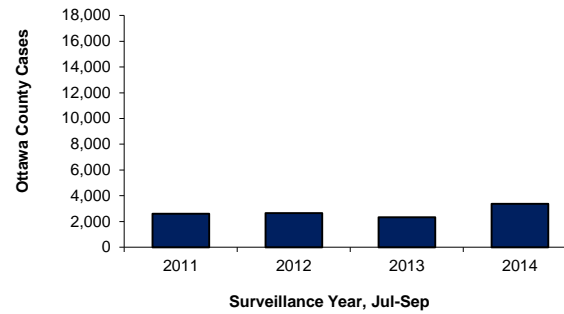
All Types of Viral Hepatitis Cases in Ottawa County, Quarter 3 - Previous 4 Years



All Types of Vaccine Preventable Disease Cases in Ottawa County, Quarter 3 - Previous 4 Years



All Reportable Disease Cases in Ottawa County, Quarter 3 - Previous 4 Years





*mi*Ottawa Department of
Public Health

Quarter 4 Reportable Disease Summary

2014

The data in the Quarterly Disease Reports are provisional, based on current reports in the Michigan Disease Surveillance System (MDSS) made by local health departments. The MDSS is a dynamic, continually active system: counts of disease are constantly changing as cases are investigated, confirmed as cases, or ruled out as not meeting the case definition. Each Quarterly Disease Report reflects this constant activity as the numbers may slightly fluctuate each quarter. Therefore, it should be kept in mind that numbers in the Quarterly Disease Reports are NOT final and should be used only to generally monitor trends over time. Suspected, probable or laboratory confirmed cases of the reportable condition are included in the report.

Specific data requests and questions should be directed towards:

Marcia Mansaray, M.Sc.
Epidemiologist
mknol@miottawa.org
(616)494-5598

12251 James Street • Holland, MI 49424-9661 • (616) 396-5266 • Fax (616) 393-5643
www.miottawa.org/mihealth

Disease Group	Reportable Condition	Cases in Last 4 Quarters**				Q4 Cases by Year***			
		Q1-14	Q2-14	Q3-14	Q4-14	Q4-11	Q4-12	Q4-13	Q4-14
Other	Leptospirosis	-	-	-	-	-	-	-	-
	Melioidosis	-	-	-	-	-	-	-	-
	Plague	-	-	-	-	-	-	-	-
	Psittacosis	-	-	-	-	-	-	-	-
	Q Fever*	-	-	-	1	-	-	-	1
	Q Fever Acute	-	-	-	1	-	-	-	1
	Q Fever Chronic	-	-	-	-	-	-	-	-
	Rabies Human	-	-	-	-	-	-	-	-
	Reye Syndrome	-	-	-	-	-	-	-	-
	Rheumatic Fever	-	-	-	-	-	-	1	-
	Rubella - Congenital	-	-	-	-	-	-	-	-
	Streptococcus pneumoniae, Drug Resistant	-	1	-	-	-	3	-	-
	Streptococcal Dis, Inv, Grp A	1	3	3	1	2	1	3	1
	Streptococcal Toxic Shock	-	-	-	-	-	-	-	-
	Toxic Shock	-	-	-	-	-	-	-	-
	Trachoma	-	-	-	-	-	-	-	-
	Trichinosis	-	-	-	-	-	-	-	-
	Tularemia	-	-	-	-	-	-	-	-
	Vibriosis - Non Cholera	1	-	1	-	-	-	-	-
	VISA	-	-	-	-	-	1	-	-
VRSA	-	-	-	-	-	-	-	-	
Other Subtotal		8	7	8	9	22	11	13	9
STD	Chancroid	-	-	-	-	-	-	-	-
	Chlamydia (Genital)	153	185	205	169	145	184	174	169
	Gonorrhea	22	16	27	21	14	20	19	21
	Granuloma Inguinale	-	-	-	-	-	-	-	-
	Lymphogranuloma venereum	-	-	-	-	-	-	-	-
	Syphilis - Congenital	-	-	-	-	-	-	-	-
	Syphilis - Early Latent	-	-	-	-	-	-	-	-
	Syphilis - Late Latent	-	-	-	-	-	-	-	-
	Syphilis - Late with Manifestations	-	-	-	-	-	-	-	-
	Syphilis - Latent of Unknown Duration	1	1	1	1	-	-	-	1
	Syphilis - Primary	-	-	-	1	1	-	-	1
	Syphilis - Secondary	-	1	-	3	-	-	-	3
STD Subtotal		176	203	233	195	160	204	193	195
Tuberculosis	Tuberculosis	-	1	2	1	1	-	1	1
	Mycobacterium - Other	2	11	3	7	3	6	5	7
	Tuberculosis Subtotal	2	12	5	8	4	6	6	8
VPD	Chickenpox (Varicella)	5	6	4	13	9	6	17	13
	Diphtheria	-	-	-	-	-	-	-	-
	H. influenzae Disease - Inv.	1	1	-	1	1	2	1	1
	Measles	-	-	-	-	-	-	-	-
	Mumps	-	-	-	-	-	-	-	-
	Pertussis	10	2	8	21	12	4	16	21
	Polio	-	-	-	-	-	-	-	-
	Rubella	-	-	-	-	-	-	-	-
	Shingles	3	1	6	-	1	-	1	-
	Tetanus	-	-	-	-	-	-	-	-
	VZ Infection, Unspecified	-	-	-	2	-	-	-	2
VPD Subtotal		19	10	18	37	23	12	35	37

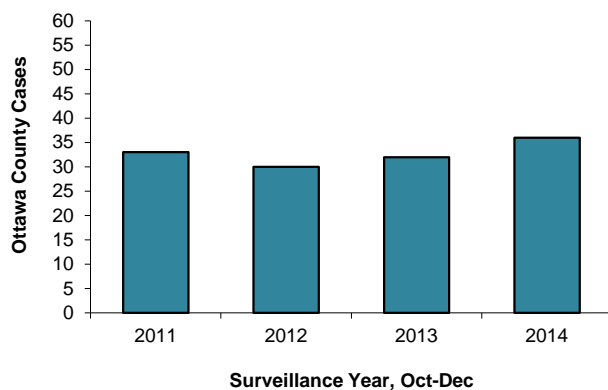
Disease Group	Reportable Condition	Cases in Last 4 Quarters**				Q4 Cases by Year***			
		Q1-14	Q2-14	Q3-14	Q4-14	Q4-11	Q4-12	Q4-13	Q4-14
Vectorborne	Babesiosis	-	-	-	-	-	-	-	-
	Dengue Fever	-	-	-	-	-	-	-	-
	Ehrlichiosis*	-	-	-	-	-	-	-	-
	Ehrlichiosis, Anaplasma phagocytophilum	-	-	-	2	-	-	-	2
	Ehrlichiosis, Ehrlichia chaffeensis	-	-	-	-	-	-	-	-
	Ehrlichiosis, Ehrlichia ewingii	-	-	-	-	-	-	-	-
	Ehrlichiosis, human granulocytic*	-	-	-	-	-	-	-	-
	Ehrlichiosis, human monocytic*	-	-	-	-	-	-	-	-
	Ehrlichiosis, human other/undetermined	-	-	-	-	-	-	-	-
	Ehrlichiosis human, other, unsp*	-	-	-	-	-	-	-	-
	Encephalitis, California	-	-	-	-	-	-	-	-
	Encephalitis, Eastern Equine	-	-	-	-	-	-	-	-
	Encephalitis, Powassan	-	-	-	-	-	-	-	-
	Encephalitis, St. Louis	-	-	-	-	-	-	-	-
	Encephalitis, Western Equine	-	-	-	-	-	-	-	-
	Lyme Disease	1	-	2	1	-	-	-	1
	Malaria	-	1	-	-	1	-	-	-
	Rickettsial Disease - Spotted Fever	-	-	-	-	-	-	-	-
	Rickettsial Disease - Typhus	-	-	-	-	-	-	-	-
	West Nile Virus	-	-	-	-	-	-	-	-
Yellow Fever	-	-	-	-	-	-	-	-	
Vectorborne Subtotal	1	1	2	3	1	-	-	3	
Viral Hepatitis	Hepatitis A	-	-	-	-	-	-	-	-
	Hepatitis B, Acute	-	-	-	-	-	-	-	-
	Hepatitis B, Chronic	3	4	2	1	2	10	5	1
	Hepatitis B, Perinatal	-	-	-	-	-	-	-	-
	Hepatitis C, Acute	-	-	1	-	-	1	-	-
	Hepatitis C, Chronic	12	16	11	16	18	13	12	16
	Hepatitis C, Unknown*	-	1	-	-	-	-	-	-
	Hepatitis D	-	-	-	-	-	-	-	-
	Hepatitis E	-	-	-	-	-	-	-	-
	Hepatitis Non A Non B	-	-	-	-	-	-	-	-
Viral Hepatitis Subtotal	15	21	14	17	20	24	17	17	
Total	9,174	5,521	3,381	12,314	8,338	12,931	8,504	12,314	

*Indicates disease no longer reported into the MDSS on an individual cases basis.

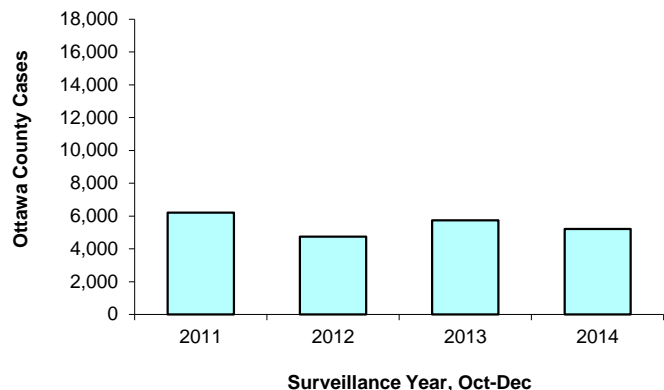
**Data for cases reported in last four quarters is based on week case was referred to the health department

***Data for cases reported in same quarter of last 4 years; Q4=October-December

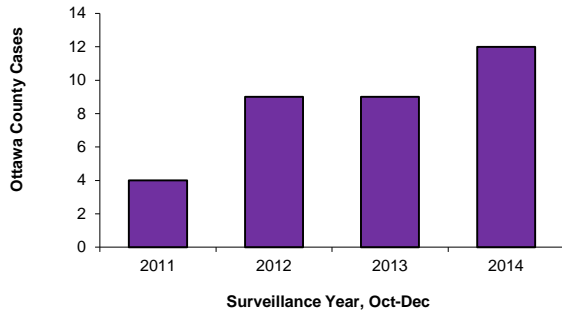
All Types of Foodborne Illness Cases in Ottawa County, Quarter 4 - Previous 4 Years



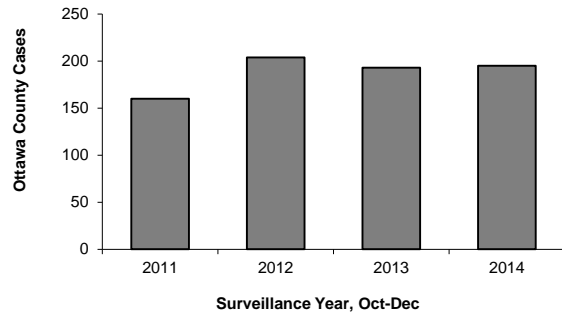
Flu-Like Disease Cases in Ottawa County Quarter 2 - Previous 4 Years



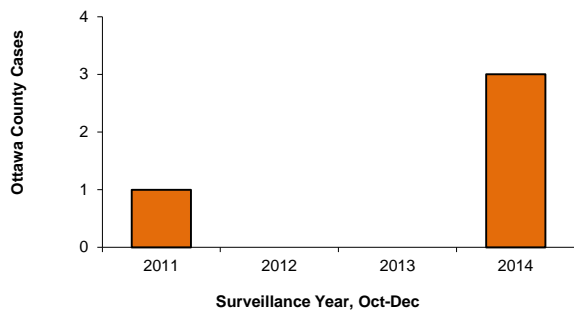
**All Types of Meningitis Cases in Ottawa County
Quarter 4 - Previous 4 Years**



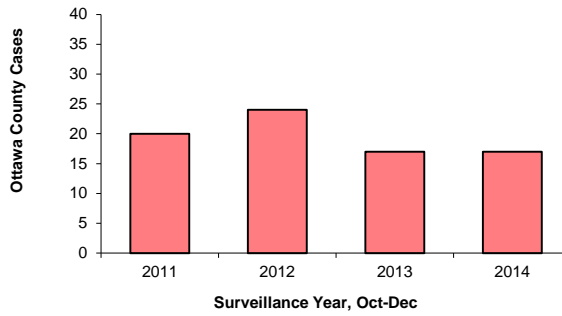
**All Types of Sexually Transmitted Disease Cases
in Ottawa County, Quarter 4 - Previous 4 Years**



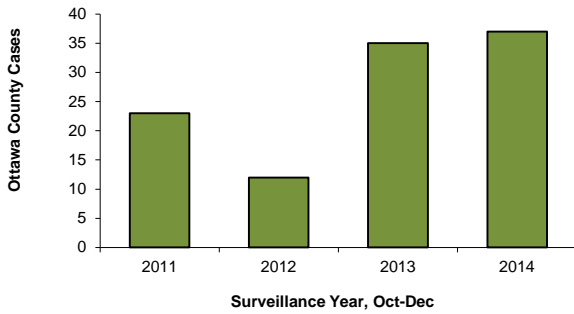
**All Types of Vectorborne Disease Cases in
Ottawa County, Quarter 4 - Previous 4 Years**



**All Types of Viral Hepatitis Cases in Ottawa
County, Quarter 4 - Previous 4 Years**



**All Types of Vaccine Preventable Disease Cases in
Ottawa County, Quarter 4 - Previous 4 Years**



**All Reportable Disease Cases in Ottawa County
Quarter 4 - Previous 4 Years**

