

miOttawa Department of Public Health

Monthly Reportable Diseases Summary

August 2022

The data in the Monthly Disease Reports are provisional, based on current reports in the Michigan Disease Surveillance System (MDSS) made by local public health departments. The MDSS is a dynamic, continually active system; counts of disease are constantly changing as cases are investigated, confirmed as cases, or ruled out as not meeting the case definition. Each Monthly Disease Report reflects this constant activity as the numbers may slightly fluctuate each month. Therefore, it should be kept in mind that numbers in the Monthly Disease Reports are NOT final and should be used only to generally monitor Ottawa County trends over time. Unknown, suspect, probable and confirmed cases of the reportable condition are included in the report. An updated report is published each month. Specific data requests and questions should be directed to the following:

Compiled by Derick N. Chia, MPH
Epidemiologist
dchia@miottawa.org

We value your feedback. Please use this QR code or click on the link below to tell us what you think of this report:

[Link to Survey](#)



Reportable conditions that are *italicized* have an accompanying graph at the end of the monthly section.

Disease Group	Reportable Condition	Cases Reported in Last 4 Months**				Year Total Through August				Year End
		May-22	Jun-22	Jul-22	Aug-22	2019	2020	2021	2022	2021
Other	Tularemia	-	-	-	-	-	-	-	-	-
	Vibriosis - Non Cholera	-	-	-	-	2	-	2	1	2
	VISA	-	-	-	-	-	-	-	-	-
	VRSA	-	-	-	-	-	-	-	-	-
	Other Subtotal	2,669	1,878	2,094	2,059	33	3,153	19,573	30,598	44,834
STD	Chancroid	-	-	-	-	-	-	-	-	-
	Chlamydia (Genital)	58	65	55	60	523	523	699	516	1,006
	Gonorrhea	9	16	17	12	92	113	190	115	258
	Granuloma Inguinale	-	-	-	-	-	-	-	-	-
	Lymphogranuloma venereum	-	-	-	-	-	-	-	-	-
	Syphilis - Primary, Secondary & Early Latent	-	1	-	2	5	11	11	6	14
	All Syphilis	-	2	1	4	9	16	17	14	27
	STD Subtotal	67	83	73	76	624	652	906	645	1,291
Tuberculosis	Latent Tuberculosis Infection	7	7	3	8	27	17	39	41	62
	Nontuberculous Mycobacterium	2	1	1	1	8	10	8	11	12
	Tuberculosis	-	-	-	1	1	1	1	2	1
	Tuberculosis Subtotal	9	8	4	10	36	28	48	54	75
VPD	Chickenpox (Varicella)	-	3	-	2	13	14	3	6	22
	Diphtheria	-	-	-	-	-	-	-	-	-
	H. influenzae Disease - Inv. †	-	2	-	-	5	4	4	2	5
	Measles	-	-	-	-	-	-	-	-	-
	Mumps	-	-	-	-	-	1	-	-	-
	Pertussis	-	-	-	-	17	4	-	-	-
	Polio	-	-	-	-	-	-	-	-	-
	Rubella	-	-	-	-	-	-	-	-	-
	Shingles	2	5	6	3	16	7	8	30	15
	Tetanus	-	-	-	-	-	-	-	-	-
	VZ Infection, Unspecified	-	-	-	-	1	11	4	-	4
VPD Subtotal	2	10	6	5	52	41	19	38	46	
Vectorborne	Babesiosis	-	-	-	-	-	-	-	-	-
	Chikungunya	-	-	-	-	-	-	-	-	-
	Dengue Fever	-	-	-	-	-	-	-	-	-
	Ehrlichiosis	-	-	-	-	1	-	1	-	1
	Encephalitis, California Serogroup	-	-	-	-	-	1	-	-	-
	Encephalitis, Eastern Equine	-	-	-	-	-	-	-	-	-
	Encephalitis, Powassan	-	-	-	-	-	-	-	-	-
	Encephalitis, St. Louis	-	-	-	-	-	-	-	-	-
	Encephalitis, Western Equine	-	-	-	-	-	-	-	-	-
	Lyme Disease	1	7	5	3	24	8	27	19	28
	Malaria	1	-	-	-	-	-	-	1	-
	Rickettsial Disease - Spotted Fever	-	1	-	-	-	-	-	1	-
	Rickettsial Disease - Typhus	-	-	-	-	-	-	-	-	-
	West Nile Virus	-	-	-	-	-	-	-	-	-
	Yellow Fever	-	-	-	-	-	-	-	-	-
Zika	-	-	-	-	-	-	-	-	-	
Vectorborne Subtotal	2	8	5	3	25	9	28	21	29	
Viral Hepatitis	Hepatitis A	-	-	-	-	1	-	1	-	1
	Hepatitis B, Acute	-	-	-	-	-	-	-	-	-
	Hepatitis B, Chronic	-	-	1	1	15	4	7	4	10
	Hepatitis B, Perinatal	-	-	-	-	-	-	-	-	-
	Hepatitis C, Acute	-	-	-	-	-	4	-	-	-
	Hepatitis C, Chronic	4	6	4	5	39	17	23	32	33
	Hepatitis C, Perinatal	-	-	-	-	-	-	-	1	-
	Hepatitis C, Unknown*	-	-	-	-	-	-	-	-	-
	Hepatitis D*	-	-	-	-	-	-	-	1	-
Viral Hepatitis Subtotal	4	6	5	6	55	25	31	38	44	
Total	6,983	2,863	2,952	2,772	19,197	26,452	29,795	50,675	67,182	

* Indicates disease no longer reported into the MDSS on an individual cases basis.

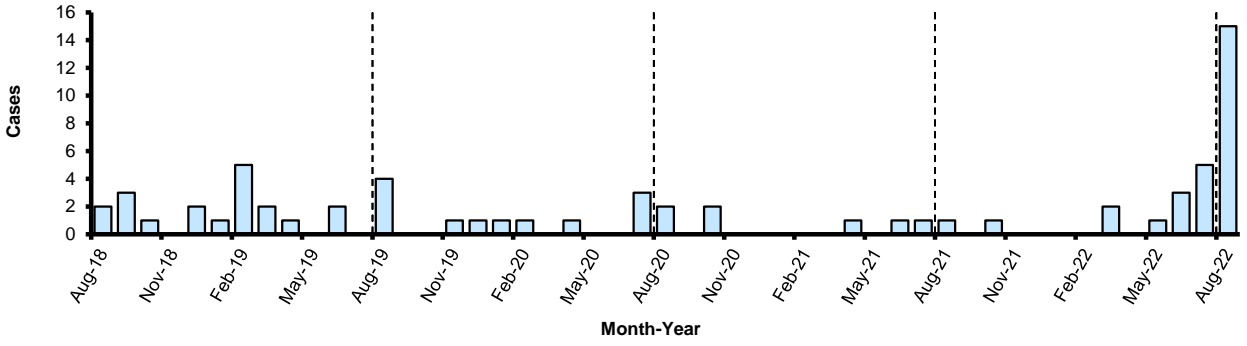
** Data for cases reported is based on date of symptom onset, if available, or date of referral to the public health department.

*** The Ottawa County Department Of Public Health began reporting aggregate counts of these diseases to the MDSS in 2015.

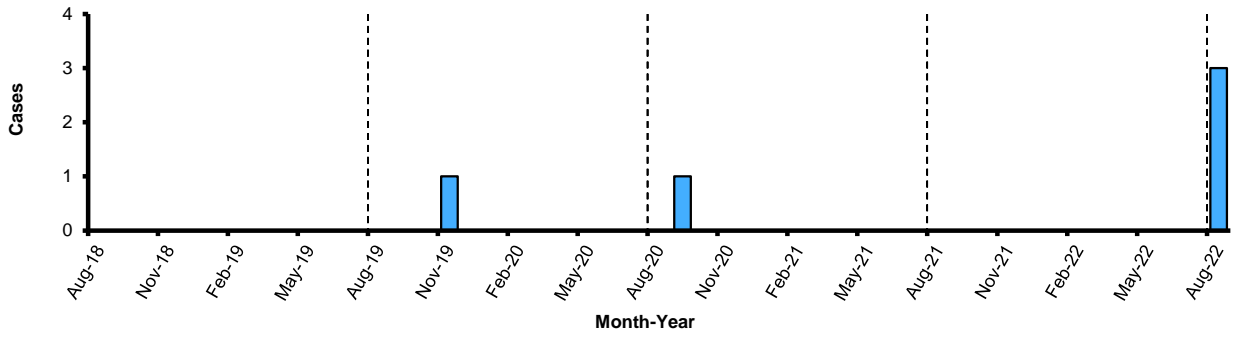
† All serotypes of invasive H. influenzae (Hi) disease are included, though only H. influenzae serotype b disease (Hib) is vaccine-preventable.

* Indicates a change in the case definition for 2020, which may affect the number of confirmed and probable cases.

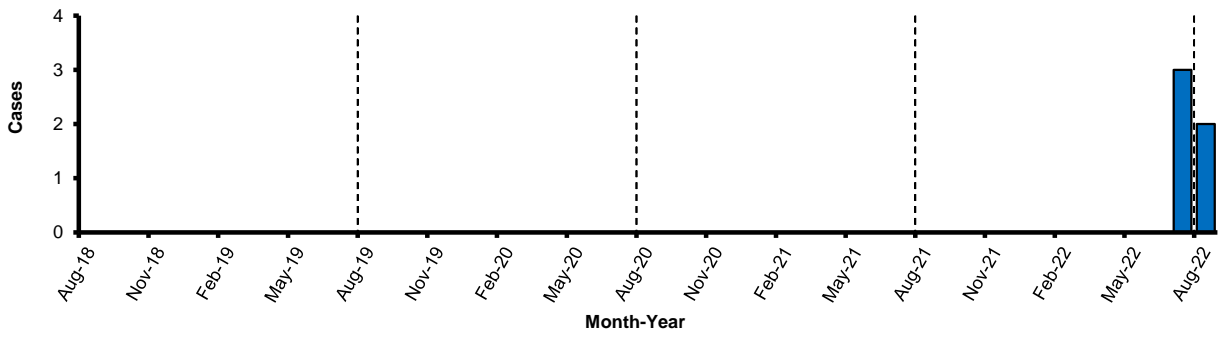
Shiga toxin-producing Escherichia coli (STEC) Cases by Month
August 2018 - August 2022



Hemolytic Uremic Syndrome (HUS) Cases by Month
August 2018 - August 2022



Monkeypox (MPV) Cases by Month
August 2018 - August 2022



Novel Coronavirus (COVID-19) Cases by Month
August 2018 - August 2022

