



miOttawa Department of  
**Public Health**

# Deaths Caused by Drug Overdose Ottawa County, MI

## 2011-2017

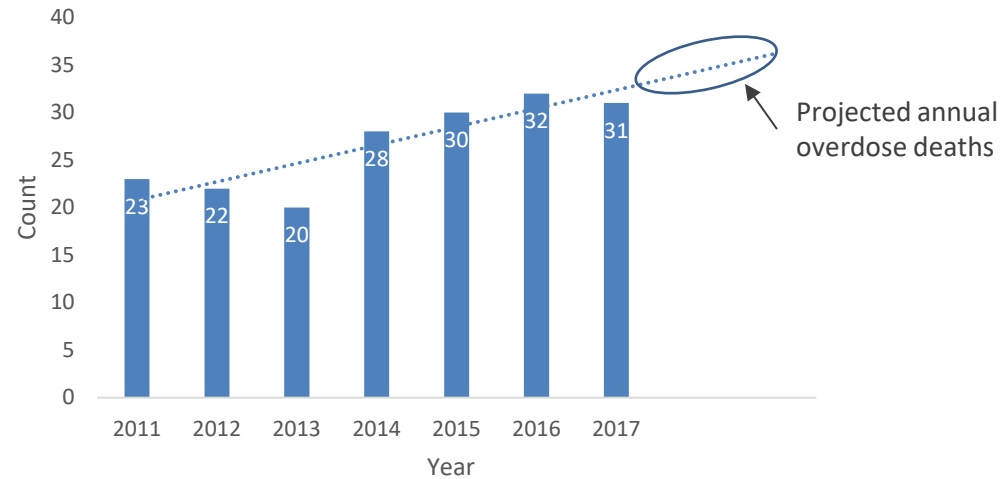
Source: Ottawa County Medical Examiner's Office, Ottawa County Department of Public Health  
Compiled by: Marcia Mansaray, Epidemiologist on January 17, 2018. *Year 2017 data is preliminary and subject to change.*

Intentional & Accidental

# **ALL DEATHS BY OVERDOSE**

# Overdose Deaths by Year

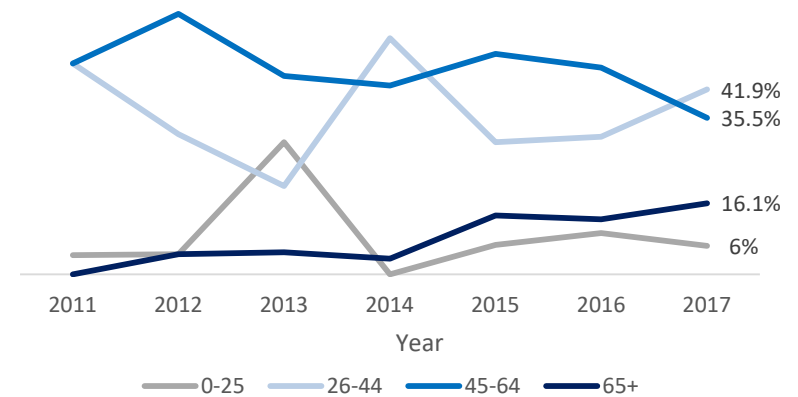
**Figure 1.** All Drug Overdose Deaths – Intentional or Accidental



**Table 1.** Drug overdose deaths most common in ages 26-64 years

Year	0-25	26-44	45-64	65+
2011	1	11	11	0
2012	1	7	13	1
2013	6	4	9	1
2014	0	15	12	1
2015	2	9	15	4
2016	3	10	15	4
2017	2	13	11	5

**Figure 2.** % of deaths from drug overdose increasing in age 65+

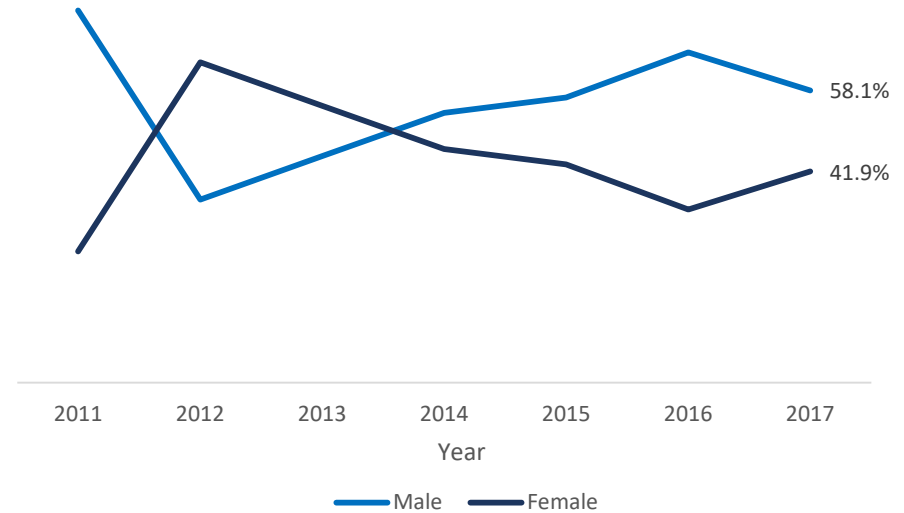


# Overdose Deaths by Year, cont.

**Table 2.** # of deaths from drug overdose by gender

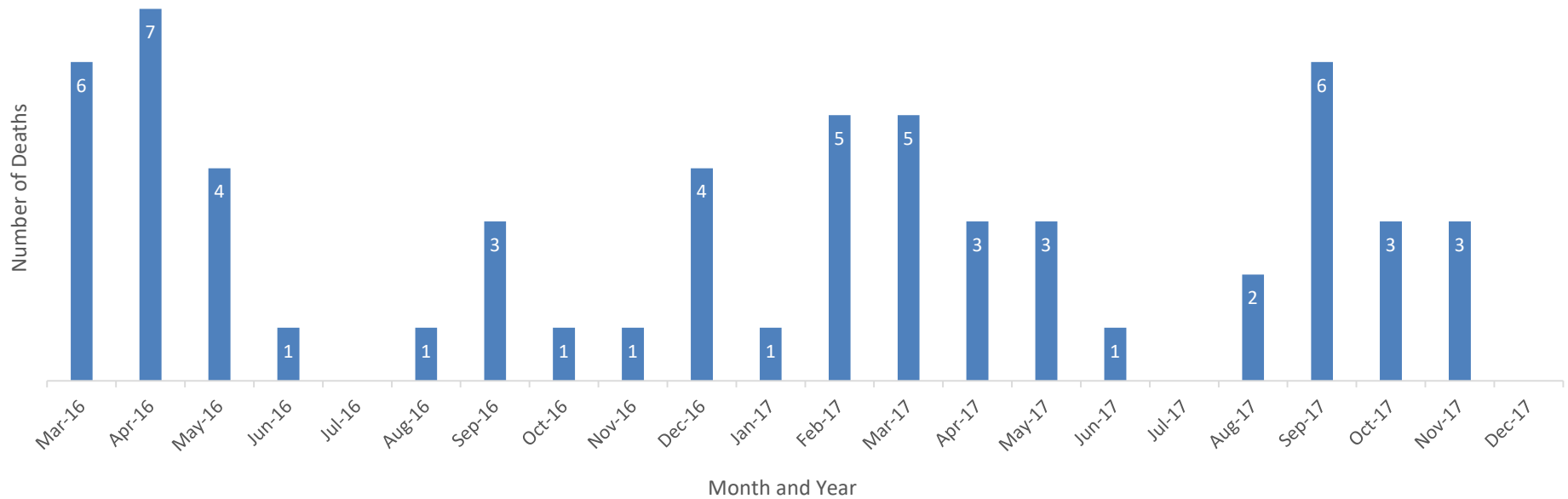
Year	Male	Female
2011	17	6
2012	8	14
2013	9	11
2014	15	13
2015	17	13
2016	21	11
2017	18	13

**Figure 3.** Drug overdose deaths by gender is not changing



# Overdose Deaths by Month, 2016-17

**Figure 4.** Accidental or intentional drug overdose deaths by month



Intentional & Accidental

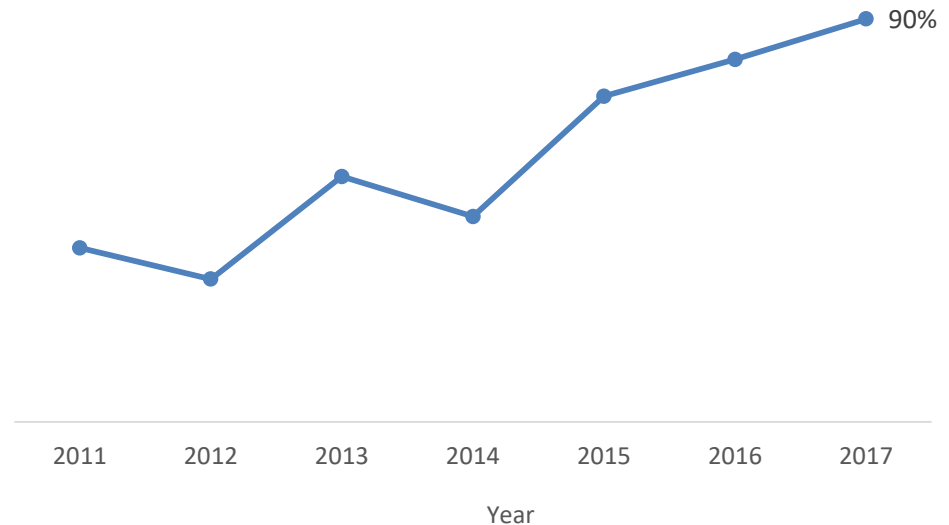
# OPIOID-RELATED DEATHS

# Opioid-Related Deaths by Year

**Table 3.** Opioid-related deaths among all overdose deaths

Year	Count	Percent of all Overdose Deaths
2011	9	39%
2012	7	32%
2013	11	55%
2014	13	46%
2015	22	73%
2016	26	81%
2017	28	90%

**Figure 5.** The percentage of opioid-related deaths is increasing

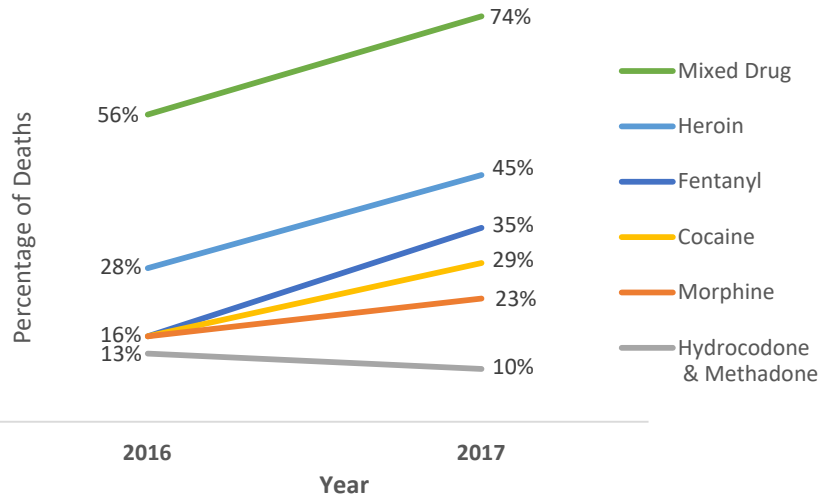


# Summary of Opioid Related Deaths in Ottawa County, 2017

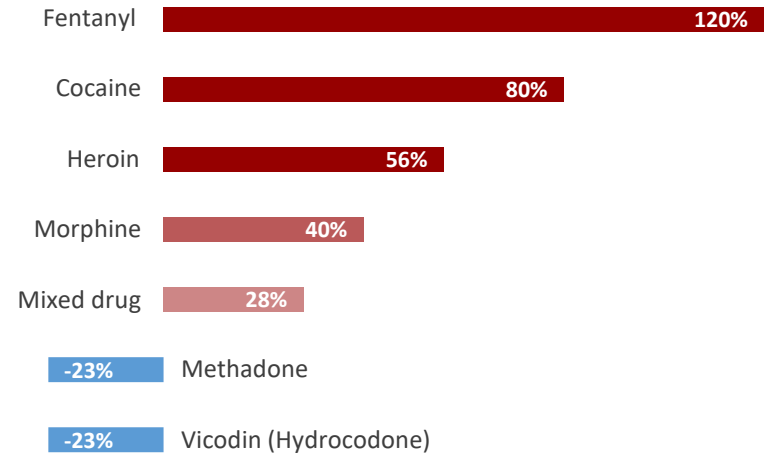
**Table 4.** Epidemiology of opioid related deaths in 2017

Total	Gender		Age Group			Race/Ethnicity		Type of Death		
	Male	Female	≤25	26-44	45+	White, Non Hispanic	Other	Accidental	Suicide	Indeter.
2017										
28	64%	46%	7%	46%	57%	93%	7%	93%	7%	NA

**Figure 6.** 2016 to 2017 change in most common drugs detected



**Figure 7.** Percent change from 2016 to 2017 in number of deaths involving selected drugs



Notes: Not all drugs specified in toxicology reports prior to 2016. Each death could be in more than one drug category. Fentanyl category includes Carfentanyl. Mixed drug category may include non-opioids.