



miOttawa Department of  
**Public Health**

# Deaths Caused by Overdose Ottawa County, MI 2011-2017

Source: Ottawa County Medical Examiner's Office, Ottawa County Department of Public Health  
Compiled by: Marcia Mansaray, Epidemiologist on June 1, 2017. 2017 data is preliminary, and subject to change.

[www.miOttawa.org/miHealth](http://www.miOttawa.org/miHealth)

***Our Vision*** Healthy People

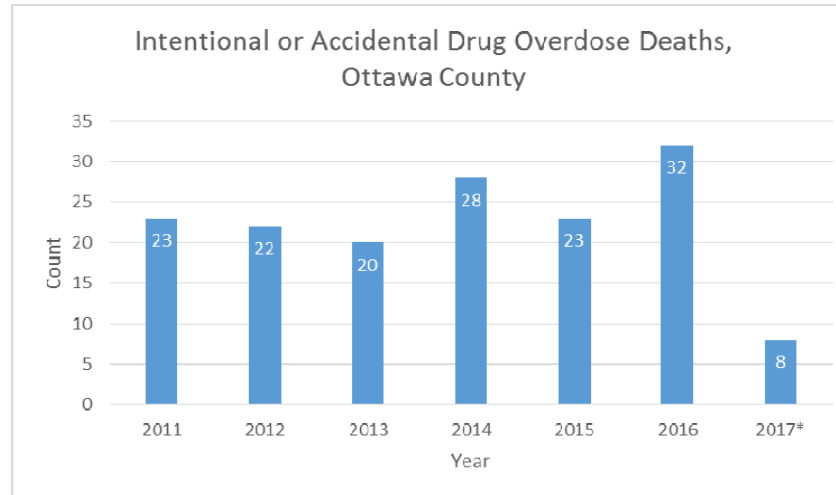
Intentional & Accidental

# **ALL DEATHS BY OVERDOSE**

12251 James Street • Holland, MI 49424-9661 • (616) 396-5266 • Fax (616) 393-5659 • [www.miOttawa.org/miHealth](http://www.miOttawa.org/miHealth)  
Branch Offices in Grand Haven & Hudsonville

# Overdose Deaths by Year\*

**Figure 1.** All Deaths from Drug Overdose

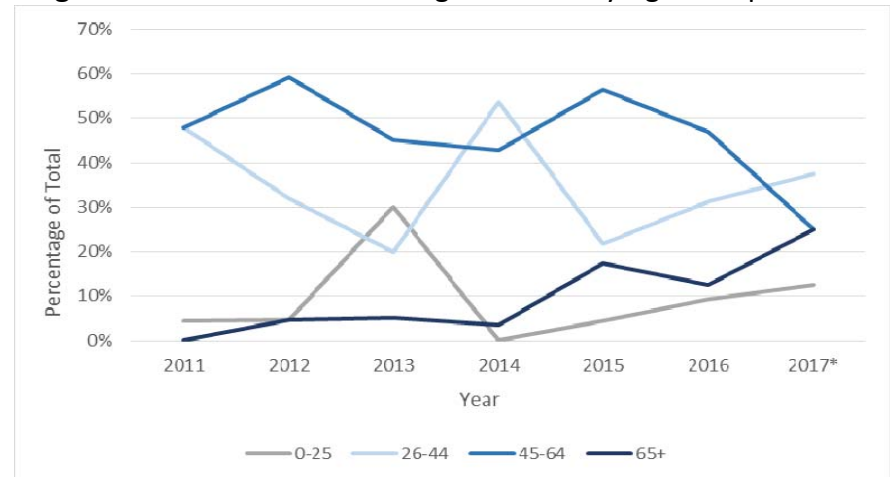


\*2017 data is through April and is subject to change.

**Table 1.** # of Deaths from Drug Overdose by Age Group

Year	0-25	26-44	45-64	65+
2011	1	11	11	0
2012	1	7	13	1
2013	6	4	9	1
2014	0	15	12	1
2015	1	5	13	4
2016	3	10	15	4
2017*	1	3	2	2

**Figure 2.** % of Deaths from Drug Overdose by Age Group

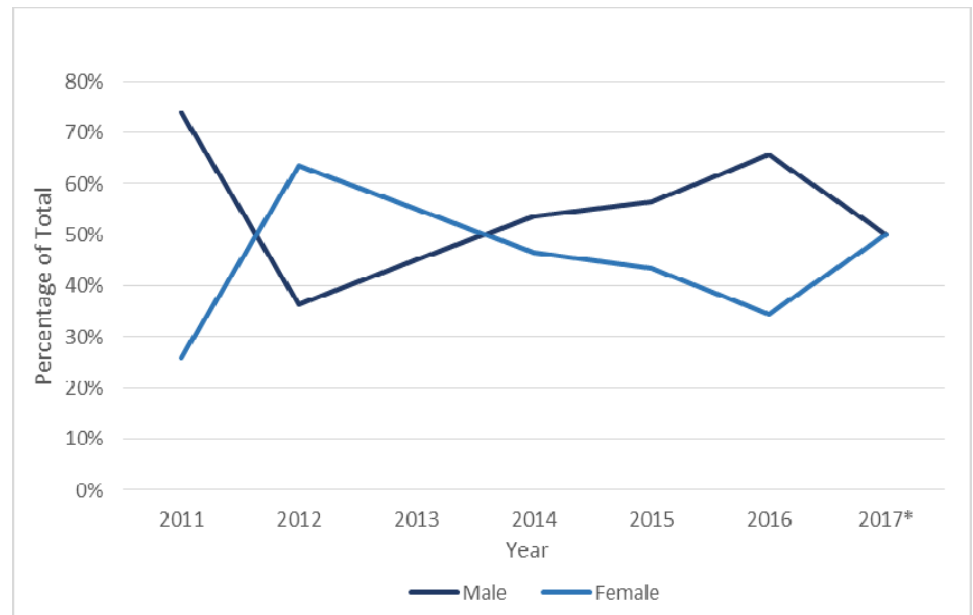


# Overdose Deaths by Year, cont.

**Table 2.** # of Deaths from Drug Overdose by Gender

Year	Male	Female
2011	17	6
2012	8	14
2013	9	11
2014	15	13
2015	13	10
2016	21	11
2017*	4*	4*

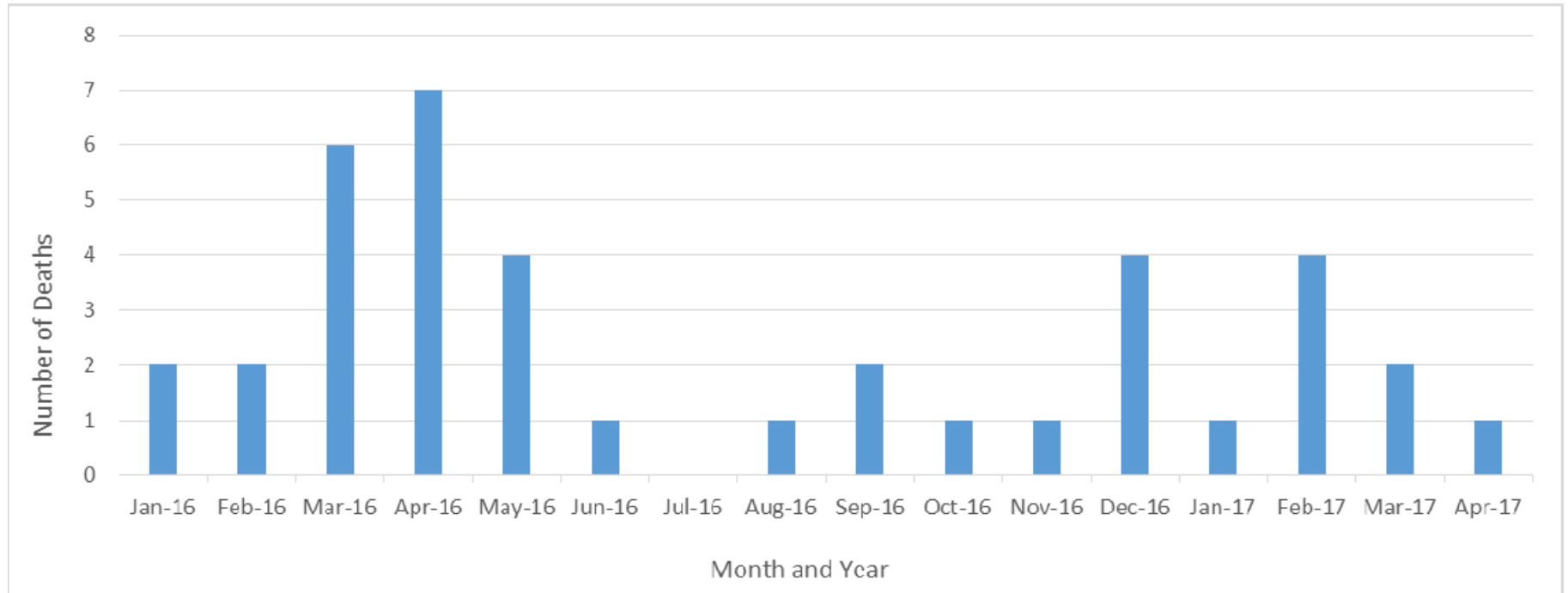
**Figure 3.** % of Deaths from Drug Overdose by Gender



\*2017 data is through April and is subject to change.

# Overdose Deaths by Month, 2016-17\*

**Figure 4.** Accidental or Intentional Drug Overdose Deaths by Month



\*2017 data is through April  
and is subject to change.

Intentional & Accidental

# OPIOID-RELATED DEATHS

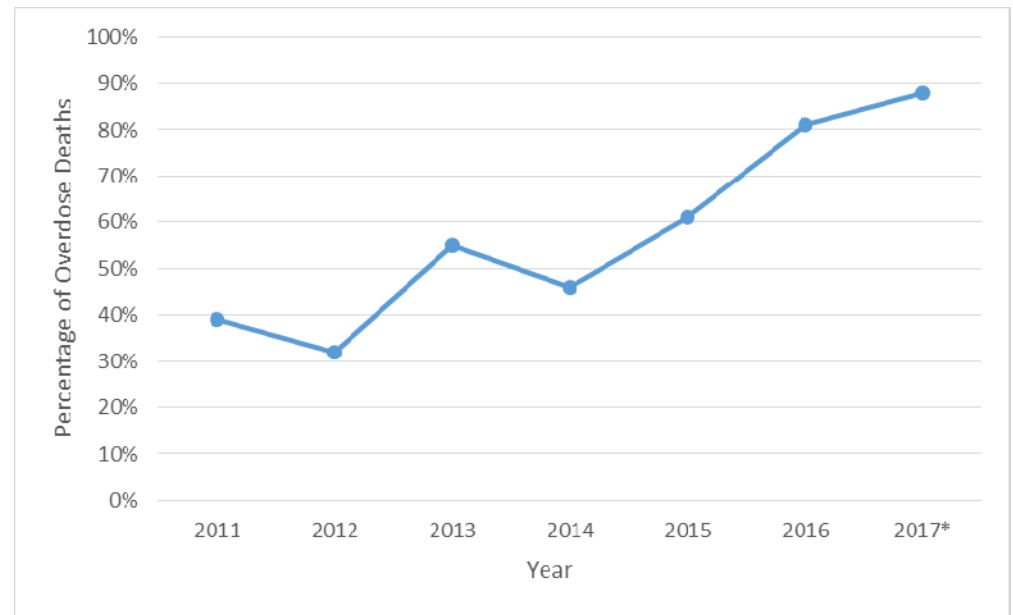
12251 James Street • Holland, MI 49424-9661 • (616) 396-5266 • Fax (616) 393-5659 • [www.miOttawa.org/miHealth](http://www.miOttawa.org/miHealth)  
Branch Offices in Grand Haven & Hudsonville

# Opioid-Related Deaths by Year

**Table 3.** Opioid-Related Deaths Among All Overdose Deaths

Year	Count	Percent of all Overdose Deaths
2011	9	39%
2012	7	32%
2013	11	55%
2014	13	46%
2015	14	61%
2016	26	81%
2017*	7	88%

**Figure 5.** % of Opioid-Related Deaths Among All Overdose Deaths



\*2017 data is through April and is subject to change.

# Summary of Opioid-Related Deaths in Ottawa County, 2016

**Table 4.** Epidemiology of Opioid-Related Deaths in 2016

Total	Gender		Age Group			Race/Ethnicity		Type of Death		
	Male	Female	<25	25-44	45+	White, Non Hispanic	White, Hispanic	Accidental	Suicide	Indeter.
26	17	9	2	9	15	24	2	19	4	3

**Table 5.** Specific Opioid Drugs Detected in Overdose Deaths, by Year\*

Year	Hydrocodone	Fentanyl*	Methadone	Heroin	Morphine	Mixed Drug*
2011*	0	-	4	5	-	12
2012*	1	-	5	1	-	15
2013*	2	-	2	7	-	4
2014*	1	-	2	10	-	9
2015*	1	-	11	2	-	8
2016*	4	5	4	7	6	21
Total	9	5	28	32	6	69

\*Not all drugs specified in toxicology reports prior to 2016. Each death could be in more than one drug column. "Mixed Drug" may include non-opioids. "Fentanyl" includes Carfentanil.